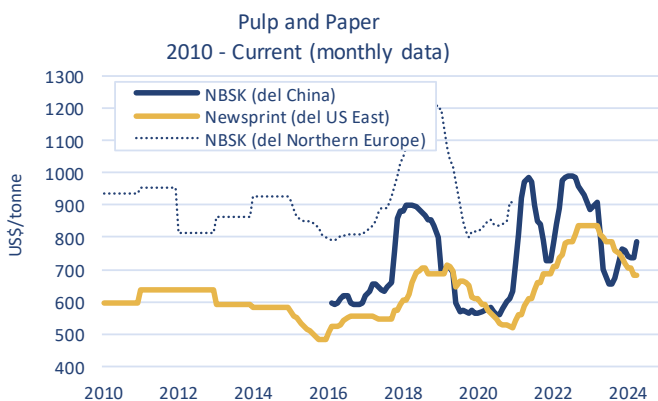
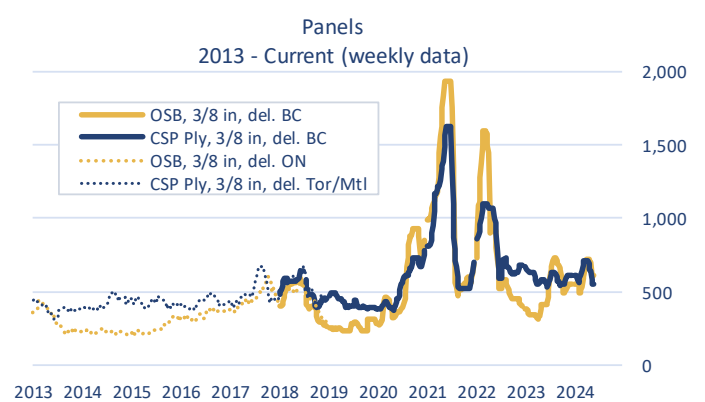
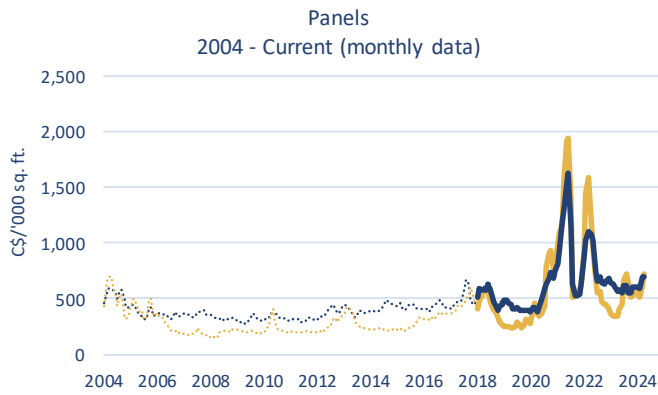
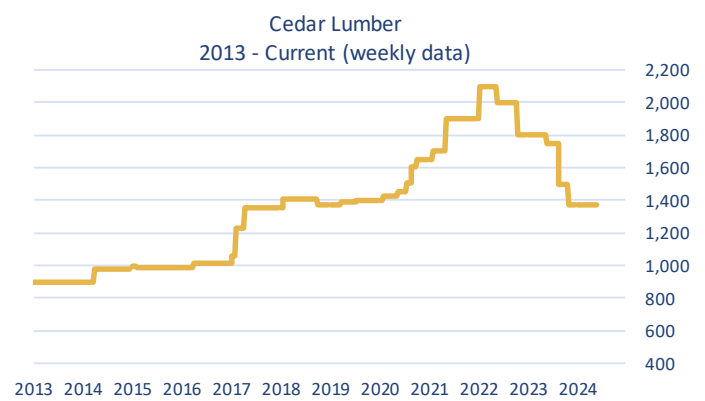
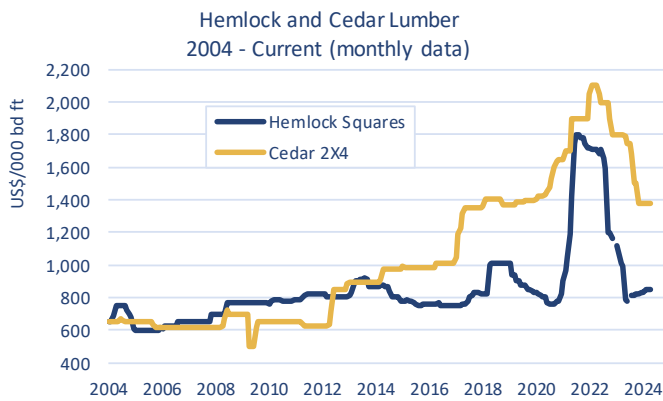
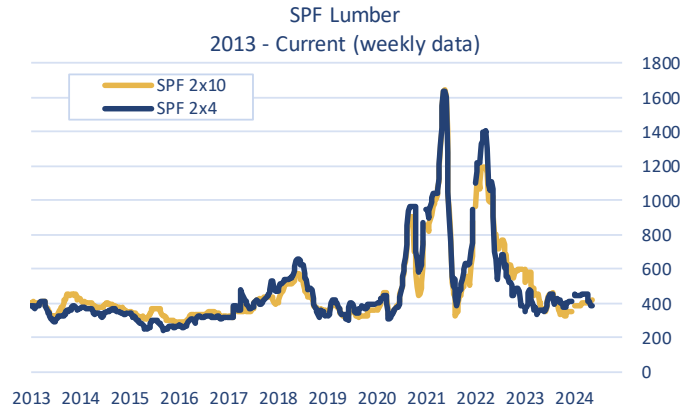
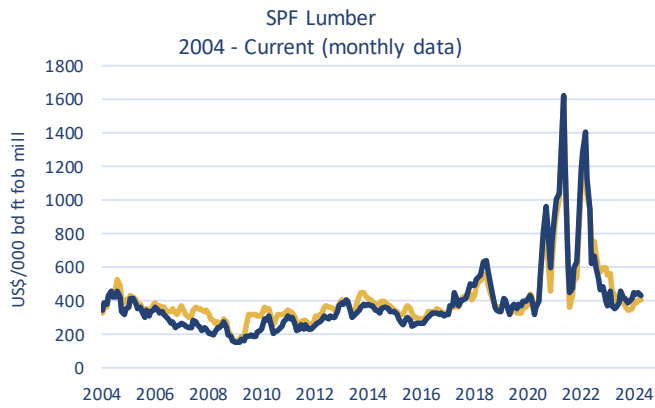


This weekly report lists the prices for selected forest industry products in British Columbia. Prices are subject to revision.

PRODUCT	Unit	Current Week 17-May-24	Previous Week 10-May-24	Previous Month's Average Apr-2024	Y-T-D Weekly Average as of 17-May-24	Annual Average 2023	Annual Average 2022
LUMBER							
SPF 2x4 RL, KD, #2&Btr, f.o.b. mill	US\$/000 bd ft	\$383	\$383	\$430	\$431	\$398	\$814
SPF Stud 2X4, KD, PET, f.o.b. mill	US\$/000 bd ft	\$330	\$340	\$365	\$358	\$359	\$705
SPF 2x10 RL, KD, #2&Btr, f.o.b. mill	US\$/000 bd ft	\$420	\$413	\$406	\$400	\$422	\$831
Cedar 2x4 RL, Green, Std & Btr, S4S, f.o.b. mill	US\$/000 bd ft	\$1,375	\$1,375	\$1,375	\$1,375	\$1,668	\$1,998
PANELS							
Plywood CSP, 3/8", del. BC	CDN\$/000 sq ft	\$550	\$580	\$693	\$635	\$593	\$818
OSB 7/16" del. BC	CDN\$/000 sq ft	\$600	\$600	\$723	\$608	\$488	\$809
EXCHANGE RATE	US\$/CDN\$	0.7334	0.7304	0.7315	0.7377	0.7410	0.7688
MONTHLY PRICES	Unit	Previous Month Apr-2024	2 Months Ago Mar-2024	3 Months Ago Feb-2024	Y-T-D Average 2024	Annual Average 2023	Annual Average 2022
NBSK Pulp del. China	US\$/tonne	\$785	\$739	\$737	\$750	\$759	\$931
Newsprint del. U.S. Eastcoast	US\$/tonne	\$680	\$680	\$705	\$693	\$786	\$783
Hemlock Squares * 4-1/8" Green Squares 13' c&f Japan	US\$/000 bd ft	\$848	\$848	\$848	\$845	\$897	\$1,551

- **Lumber and Panels** - Madison's Lumber Reporter, except the hemlock square prices. Retrieved from www.madisonsreport.com
- **NBSK Pulp and Newsprint** - Equity Research Associates. Retrieved from era-research.com
- **Exchange Rate** - Bank of Canada Average of U.S. noon rate for all business days in the week. Retrieved from www.bankofcanada.ca/rates/exchange/
- **Hemlock Squares** - Forest Economics Advisors (FEA) Wood Market Monthly report. Monthly average price, since Jan. 2010.



Sources:

Madison's Lumber Reporter, except FOEX Indexes Ltd (Wood Pellets), ERA (Pulp and Paper), and FEA Wood Market Monthly report (Hemlock Squares). Pulp & Newsprint for 2008-2014 are yearly average prices instead of monthly.