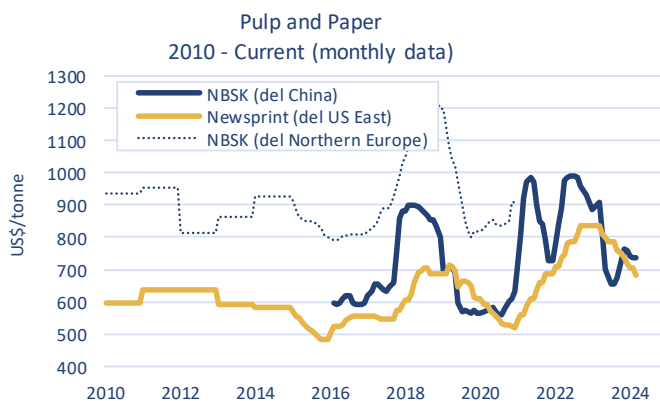
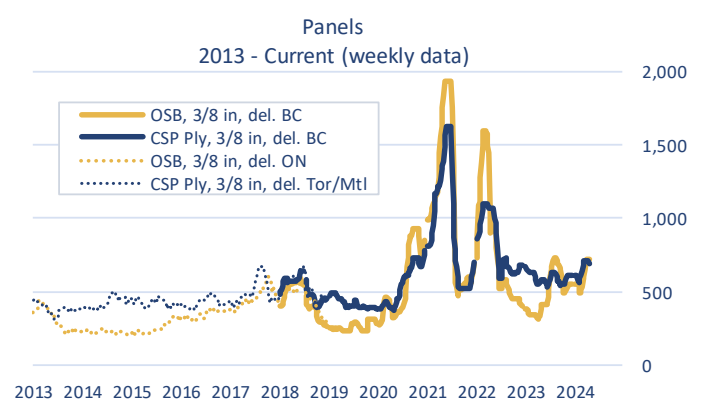
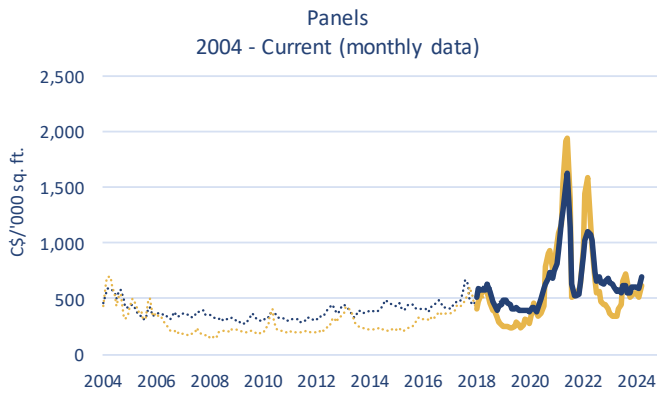
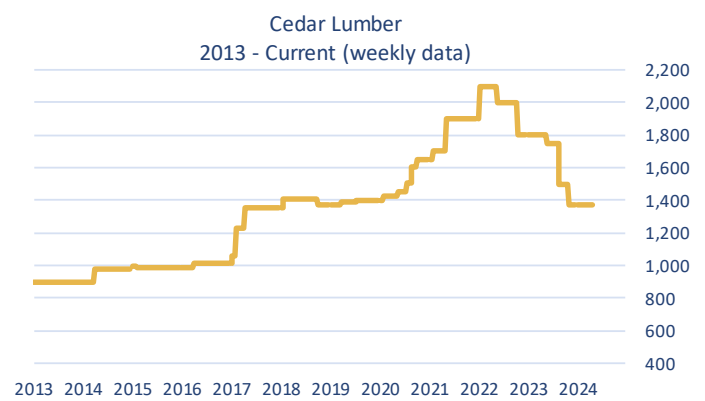
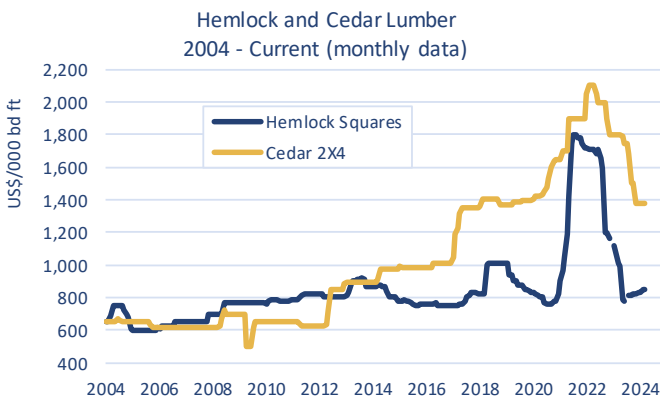
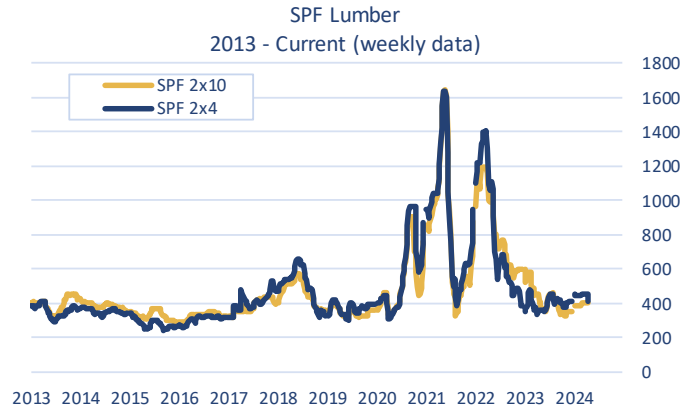
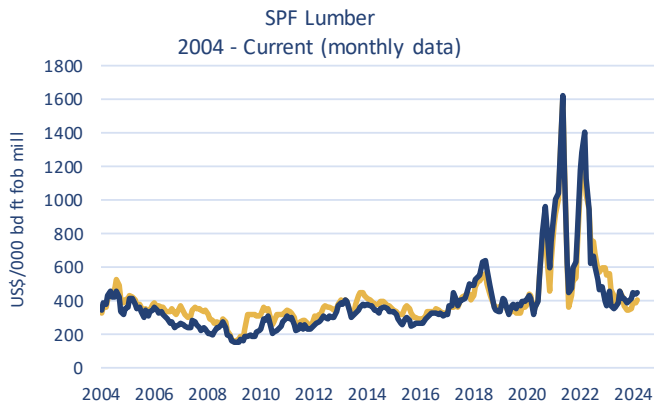


This weekly report lists the prices for selected forest industry products in British Columbia. Prices are subject to revision.

| PRODUCT | Unit | Current Week 19-Apr-24 | Previous Week 12-Apr-24 | Previous Month's Average Mar-2024 | Y-T-D Weekly Average as of 19-Apr-24 | Annual Average 2023 | Annual Average 2022 |
|--|-----------------|----------------------------|----------------------------|--------------------------------------|---|------------------------|------------------------|
| LUMBER | | | | | | | |
| SPF 2x4 RL, KD, #2&Btr, f.o.b. mill | US\$/000 bd ft | \$408 | \$452 | \$452 | \$445 | \$398 | \$814 |
| SPF Stud 2X4, KD, PET, f.o.b. mill | US\$/000 bd ft | \$330 | \$400 | \$392 | \$365 | \$359 | \$705 |
| SPF 2x10 RL, KD, #2&Btr, f.o.b. mill | US\$/000 bd ft | \$404 | \$404 | \$404 | \$395 | \$422 | \$831 |
| Cedar 2x4 RL, Green, Std & Btr, S4S, f.o.b. mill | US\$/000 bd ft | \$1,375 | \$1,375 | \$1,375 | \$1,375 | \$1,668 | \$1,998 |
| PANELS | | | | | | | |
| Plywood CSP, 3/8", del. BC | CDN\$/000 sq ft | \$696 | \$710 | \$690 | \$647 | \$593 | \$818 |
| OSB 7/16" del. BC | CDN\$/000 sq ft | \$725 | \$725 | \$622 | \$596 | \$488 | \$809 |
| EXCHANGE RATE | US\$/CDN\$ | 0.7258 | 0.7322 | 0.7385 | 0.7398 | 0.7410 | 0.7688 |
| MONTHLY PRICES | Unit | Previous Month Mar-2024 | 2 Months Ago Feb-2024 | 3 Months Ago Jan-2024 | Y-T-D Average 2024 | Annual Average 2023 | Annual Average 2022 |
| NBSK Pulp del. China | US\$/tonne | \$739 | \$737 | \$740 | \$738 | \$759 | \$931 |
| Newsprint del. U.S. Eastcoast | US\$/tonne | \$680 | \$705 | \$705 | \$697 | \$786 | \$783 |
| Hemlock Squares * 4-1/8" Green Squares 13' c&f Japan | US\$/000 bd ft | \$848 | \$848 | \$836 | \$844 | \$897 | \$1,551 |

- **Lumber and Panels** - Madison's Lumber Reporter, except the hemlock square prices. Retrieved from www.madisonsreport.com
- **NBSK Pulp and Newsprint** - Equity Research Associates. Retrieved from era-research.com
- **Exchange Rate** - Bank of Canada Average of U.S. noon rate for all business days in the week. Retrieved from www.bankofcanada.ca/rates/exchange/
- **Hemlock Squares** - Forest Economics Advisors (FEA) Wood Market Monthly report. Monthly average price, since Jan. 2010.



Sources:

Madison's Lumber Reporter, except FOEX Indexes Ltd (Wood Pellets), ERA (Pulp and Paper), and FEA Wood Market Monthly report (Hemlock Squares). Pulp & Newsprint for 2008-2014 are yearly average prices instead of monthly.