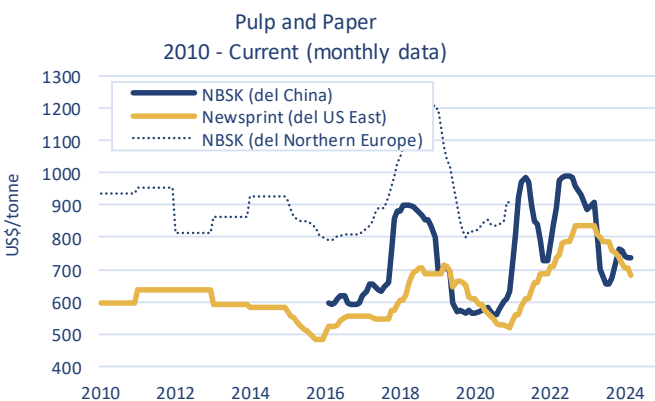
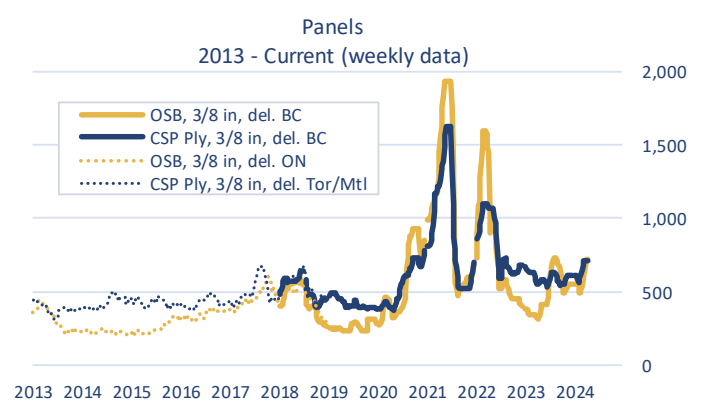
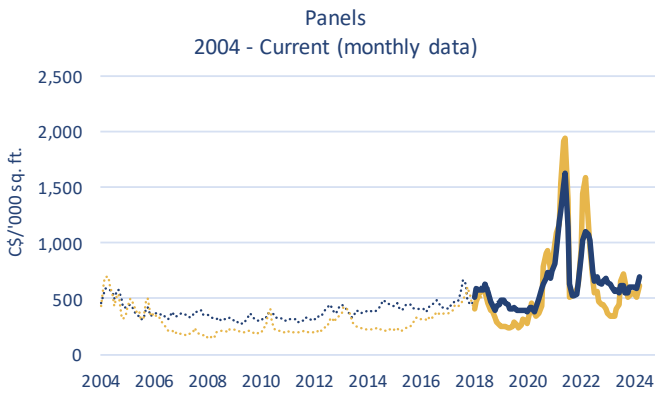
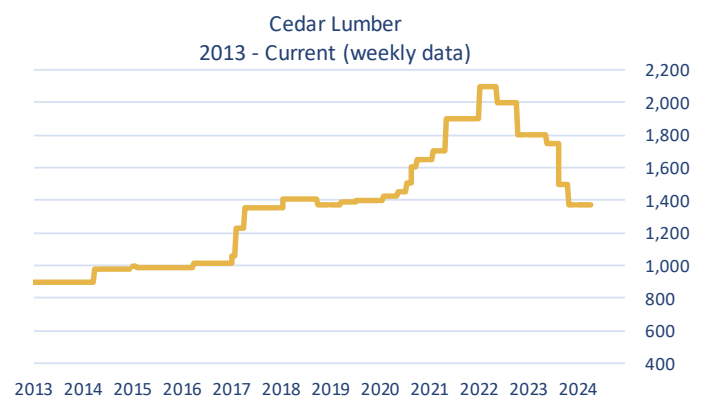
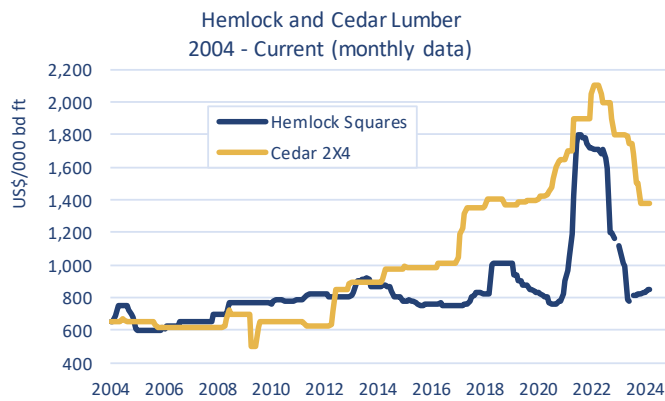
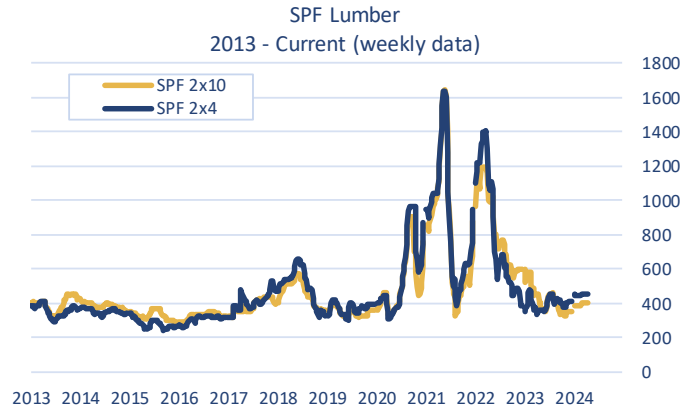
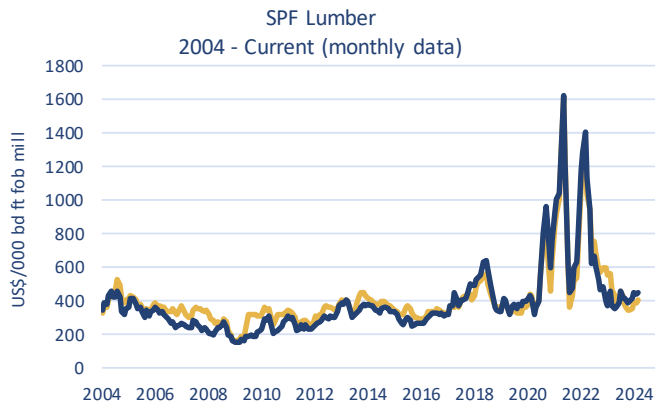


This weekly report lists the prices for selected forest industry products in British Columbia. Prices are subject to revision.

PRODUCT	Unit	Current Week 12-Apr-24	Previous Week 05-Apr-24	Previous Month's Average Mar-2024	Y-T-D Weekly Average as of 12-Apr-24	Annual Average 2023	Annual Average 2022
<b>LUMBER</b>							
<b>SPF 2x4</b> RL, KD, #2&Btr, f.o.b. mill	US\$/000 bd ft	\$452	\$452	\$452	\$447	\$398	\$814
<b>SPF Stud</b> 2X4, KD, PET, f.o.b. mill	US\$/000 bd ft	\$400	\$400	\$392	\$367	\$359	\$705
<b>SPF 2x10</b> RL, KD, #2&Btr, f.o.b. mill	US\$/000 bd ft	\$404	\$404	\$404	\$394	\$422	\$831
<b>Cedar 2x4</b> RL, Green, Std & Btr, S4S, f.o.b. mill	US\$/000 bd ft	\$1,375	\$1,375	\$1,375	\$1,375	\$1,668	\$1,998
<b>PANELS</b>							
<b>Plywood</b> CSP, 3/8", del. BC	CDN\$/000 sq ft	\$710	\$710	\$690	\$644	\$593	\$818
<b>OSB</b> 7/16" del. BC	CDN\$/000 sq ft	\$725	\$725	\$622	\$588	\$488	\$809
<b>EXCHANGE RATE</b>	US\$/CDN\$	0.7322	0.7376	0.7385	0.7407	0.7410	0.7688
MONTHLY PRICES	Unit	Previous Month Mar-2024	2 Months Ago Feb-2024	3 Months Ago Jan-2024	Y-T-D Average 2024	Annual Average 2023	Annual Average 2022
<b>NBSK Pulp</b> del. China	US\$/tonne	\$739	\$737	\$740	\$738	\$759	\$931
<b>Newsprint</b> del. U.S. Eastcoast	US\$/tonne	\$680	\$705	\$705	\$697	\$786	\$783
<b>Hemlock Squares *</b> 4-1/8" Green Squares 13' c&f Japan	US\$/000 bd ft	\$848	\$848	\$836	\$844	\$897	\$1,551

- **Lumber and Panels** - Madison's Lumber Reporter, except the hemlock square prices. Retrieved from [www.madisonsreport.com](http://www.madisonsreport.com)
- **NBSK Pulp and Newsprint** - Equity Research Associates. Retrieved from [era-research.com](http://era-research.com)
- **Exchange Rate** - Bank of Canada Average of U.S. noon rate for all business days in the week. Retrieved from [www.bankofcanada.ca/rates/exchange/](http://www.bankofcanada.ca/rates/exchange/)
- **Hemlock Squares** - Forest Economics Advisors (FEA) Wood Market Monthly report. Monthly average price, since Jan. 2010.



**Sources:**

Madison's Lumber Reporter, except FOEX Indexes Ltd (Wood Pellets), ERA (Pulp and Paper), and FEA Wood Market Monthly report (Hemlock Squares). Pulp & Newsprint for 2008-2014 are yearly average prices instead of monthly.