

2017 SFMP Annual Report  
Management Review  
Fort Nelson Field Team

May 9, 2018

Attendees: Jason Smith, Woodlands Supervisor  
Shawn Sullivan, Timber Sales Manager  
Steve Amonson, Woodlands Manager  
Andrew Cosens, Certification Standards Officer

Items for Discussion

1. Review of Annual Report completed by staff in regards content and structure. Mostly unchanged from the previous year. Edits will be made based on those suggestions generated by review.
2. Review of annual results. Results were the same as in the 2016 annual report; 95.4% met, 2.3% missed and 2.3% pending. All results reviewed in detail to provide understanding of what we are reporting on and why we did or didn't successfully meet the indicator targets.
3. Review of PAG meeting minutes to for review of public communication

A) Review of Document for content and structure

- Document reviewed in its entirety. – No changes requested to Annual Report.


B) Performance in relation to targets

- Conducted a full review of all measures and targets for the reporting year
  - Main emphasis was placed upon Pending and Missed indicators and review of previous year's missed indicators.
  - Indicator 2.2.2 Proportion of long term sustainable harvest that is actually harvested – Pending Since 2012 to current year.
    - BCTS was not actively harvesting during the reporting period. BCTS also has not harvested timber since 2007, giving us 0 percent of the annual harvest level actually harvested over 5 years. The PRISM has agreed that reporting of the Participants performance for this indicator will be waived pending the resumption of timber harvesting by the Participants within the DFA. The result and report is the same for 2017
    - The BCTS forest stewardship plan expired March 29, 2018 at the end of the reporting period. Because of the imminent expiry, no operation plan was submitted during the reporting period.
  - Indicator 5.2.3 Level of direct and indirect employment –Missed in 2014-2016 and again for the reporting year of 2017.
    - BCTS directly employed 1.33 people at March 31 of the reporting year and generated 0.25 indirect jobs for a total of 1.58 jobs for the reporting year. This is down from the baseline of 2.38 from 2011 and below the variance level of 2.14 jobs. However, because of the hiring of a full time auxiliary for 4 months this is the closest we have come to meeting the indicator in the last 5 years. The economic situation is still not currently strong enough to justify backfilling vacant positions so they will be left vacant pending the resumption of normal forestry activity levels.
    - This is the final reporting year under this SFMP. This indicator may be changed, removed or in the very least a new baseline will be established to reflect the current employment state (1 person).
  - Indicator 6.5.1 Number of people reached through educational outreach – Achieved in 2017
    - BCTS staff attended many functions through the reporting year to achieve this indicator:
      - 2017 trade show
      - Sparks field tour in the community forest
      - Deciduous planting demonstration at R.L. Angus Elementary
      - PRISM summer field tour
      - PRISM meeting – October 17, 2017
      - PRISM meeting – January 18, 2018
    - All told 77 people were reached through these efforts

- Indicator 1.1.5 Shrub Habitat – New Baseline Data Established
  - BCTS did run the analysis in again in 2017. The results were different from the 2016 cut of the data.
  - The changes are due to the discovery that the VRI data used in the 2016 analysis, did not include any fire data and so missed stands that were less than 20 years old. This omission was not discovered until the new data run was requested.
- For this reporting period, BCTS met 42 indicators (95.4%), missed 1 indicators (2.3%) and had 1 indicator listed as pending (2.3%). These are the same results achieved in 2015.

C) Review of PAG meeting minutes

- BCTS hosted 2 PAG meetings and a field tour during the reporting year. Minutes of the meetings were reviewed.



- Overall level of public satisfaction with the public participation process was gauged with a survey in the January 18, 2018 meeting and the Participants reached a rating of 5.0 out of 5 (Very Satisfied) from the five respondents to the survey. This is the same as achieved in the 2016 reporting period

D) Corrective and preventive actions

- Indicator 5.2.3 has not been met as noted since 2011. This indicator will either be removed or a new baseline will be established for it that reflects the current employment situation (1 staff member).

E) Lessons learned from experience

- Results are very positive, with BCTS achieving a 95.4% success rate for meeting SFMP targets in 2017. The missed indicator was not an issue that could have reasonably been addressed by BCTS under the current financial constraints.
- This is be the last annual report based on the CSA Z809-08 standard. Work has taken place during the reporting year to have the SFMP meet the Z809-16 standard. The new SFMP should be complete by late spring or early summer of 2018 and reporting will be done on the new set of indicators.


SIGNATURES:

Jason Smith




---

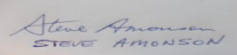
Shawn Sullivan



SHAWN SULLIVAN

---


Steve Amonson



STEVE AMONSON

---

Andrew Cosens




---