

BC Timber Sales

2025/26 – Q3 Volume Auctioned & Licence Issued

This **BCTS Volume Auctioned & Licence Issued Report** shows how each business area performed during 2025/26 relative to its target.

For inquiries, contact the appropriate ministry representatives.





Territorial Acknowledgment

We respectfully acknowledge that our areas of operation are on the territories of First Nations across the lands we now call British Columbia. These First Nations are diverse in language, culture, and traditions, each holding deep connections to their ancestral lands and waters. We are grateful to work on lands that have been stewarded by First Nations Peoples for thousands of years, and we honour the enduring and unique relationships each First Nation has with these lands.

From the lush coastal rainforests of the Haida, Nuu-chah-nulth, and Coast Salish territories to the vast plateaus of the Secwépemc and Syilx lands, and the rugged mountain regions of the Ktunaxa and Tahltan Nations, we acknowledge the incredible ecological and cultural diversity of these territories.

Each landscape holds profound knowledge, traditions, and stories passed down through generations, shaping the stewardship practices we strive to uphold today.

This business plan reflects our commitment to meaningful reconciliation by working in a manner that respects and integrates Indigenous knowledge, practices, and perspectives. We recognize the guidance that First Nations Peoples provide in fostering sustainable land stewardship, and we are grateful for their collaboration and wisdom in shaping a future grounded in fairness, respect, and shared stewardship.



Who are we?

BC Timber Sales (BCTS) is a self-financing program within the Ministry of Forests.

BCTS sustainably manages the harvesting and reforestation of approximately 20 percent of the timber available for harvest from British Columbia’s timber harvesting land base. “Timber harvesting land base” is public land where environmentally sound timber harvesting is allowed and economically feasible.

BCTS achieves its vision and mission by planning, developing, and selling through auction a substantial and representative portion of the province’s annual available timber volume as well as reforestation harvested areas. The bid prices received from auctioned timber support the Market Pricing System (MPS) in setting stumpage rates for most non-BCTS cutting authorities throughout the province. The costs incurred by BCTS also provide data for the tenure obligation adjustments, contributing to another integral part of the MPS.

BCTS maintains mutually productive and beneficial relations with the Ministry, while retaining the operational and financial independence needed to support the MPS. In 2019, BCTS business areas integrated with the Ministry’s Regional Operations to strengthen the delivery of our program’s vision and mission.



BCTS has one goal which is built on three overarching principles:

- **Forest Sector Safety** — Continuously improving safety practices across forestry operations.
- **Reconciliation with Indigenous Peoples** — Strengthening partnerships and supporting Indigenous participation in forest management.
- **Sustainable Forest Stewardship** — Maintaining and enhancing the long-term health of forest ecosystems.

BCTS supports the government of British Columbia’s commitments by determining the market value for public timber through competitive auctions, we ensure the people of B.C. receive fair value for their resource. BCTS timber auctions are a service the forest sector relies on. They help ensure fair and competitive access to timber resources for all.

BCTS directly supports the Ministry’s four goals and is an integral part of the Ministry’s Coast and Interior Forest Sector Revitalization and Renewal Initiatives.



Licence Issued Cumulative Targets by Quarter & For FY2026 Quarter 3 Ended December 31,

Chart source: BCTS Business Information Services

FY2026 BCTS Licence Issued Cumulative Targets By Quarter & Q3 YTD Results

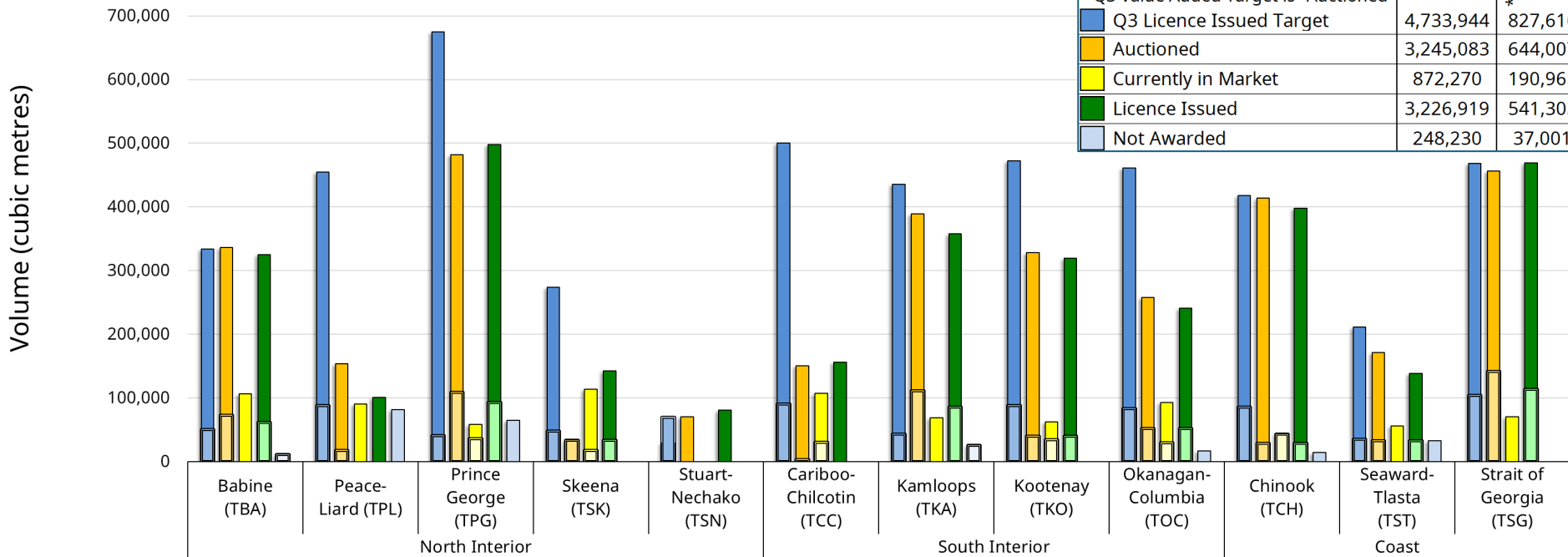
Business Area	Q1	Q1 Results - YTD to June 30, 2025			Q2	Q2 Results - YTD to Sept 30, 2025			Q3	Q3 Results - YTD to Dec 31, 2025			Q4 Yr-End		
	Licence Issued Target m ³	Volume Auctioned Once m ³	Volume Reauctioned m ³	*Licence Issued Actuals m ³	Licence Issued Target m ³	Volume Auctioned Once m ³	Volume Reauctioned m ³	Licence Issued Actuals m ³	Licence Issued Target m ³	Volume Auctioned Once m ³	Volume Reauctioned m ³	Licence Issued Actuals m ³	Licence Issued Target m ³	Rationalized Apportionment (Fiscal 2025-26)	Full Apportionment (Fiscal 2025-26)
North Interior															
Babine	111,330	123,083	-	123,083	222,660	305,912	-	305,912	333,990	336,621	-	325,200	413,600	371,100	675,907
Peace-Liard	152,667	17,998	17,998	-	332,458	122,823	65,214	69,981	454,444	153,457	117,626	100,615	507,550	572,443	1,339,126
Prince George	162,000	75,125	14,994	156,137	418,500	355,750	31,195	361,028	675,000	482,259	212,498	498,003	1,051,234	335,675	1,201,581
Skeena	47,799	-	-	-	82,730	33,490	-	33,490	273,701	33,490	108,883	142,373	349,254	325,301	796,478
Stuart-Nechako	17,500	-	-	10,468	17,500	-	-	10,468	30,000	70,813	-	81,281	69,700	807,282	1,095,888
North Interior Total	491,296	216,206	32,992	289,688	1,073,848	817,975	96,409	780,879	1,767,135	1,076,640	439,007	1,147,472	2,391,338	2,411,801	5,108,980
South Interior															
Cariboo-Chilcotin	100,000	15,781	5,560	21,341	300,000	126,404	12,366	131,964	500,000	150,775	12,366	156,335	711,798	711,798	1,165,740
Kamloops	87,177	64,933	-	64,933	232,472	226,505	-	226,505	435,886	389,413	-	357,959	581,181	619,542	981,600
Kootenay	81,634	101,915	22,478	101,915	151,343	207,862	22,478	161,759	472,451	328,646	22,478	319,241	715,278	715,278	960,619
Okanagan-Columbia	69,778	35,743	17,799	17,944	257,966	187,106	61,638	184,905	460,820	257,676	61,638	240,887	545,031	543,842	907,517
South Interior Total	338,589	218,372	45,837	206,133	941,781	747,877	96,482	705,133	1,869,157	1,126,510	96,482	1,074,422	2,553,288	2,590,460	4,015,476
Coast															
Chinook	125,303	114,824	-	114,824	231,104	254,556	35,390	258,504	418,245	413,997	35,390	397,672	519,689	543,433	798,735
Seaward-Tlasta	54,000	32,958	-	-	122,283	112,047	100,468	79,089	211,215	171,425	-	138,467	262,944	237,944	483,795
Strait of Georgia	110,303	125,070	-	125,070	347,546	266,940	-	312,535	468,192	456,511	114,870	468,886	553,991	683,690	1,007,656
Coast Total	289,606	272,852	-	239,894	700,933	633,543	135,858	650,128	1,097,652	1,041,933	150,260	1,005,025	1,336,624	1,465,067	2,290,186
Total BCTS	1,119,491	707,430	78,829	735,715	2,716,562	2,199,395	328,749	2,136,140	4,733,944	3,245,083	685,749	3,226,919	6,281,250	6,467,328	11,414,642

*Licence Issued Actuals may exceed Volume Auctioned when the first auction of a licence occurs in a previous fiscal
Note: Licence Issued Targets are subject to change as new initiatives, operational adjustments, and external factors come take effect. These targets are established based on projections and strategic priorities; however, ongoing assessments may result in modifications to align with evolving forestry policies, market conditions, and sustainability goals.
Licence Issued = Volume Sold in Issued Licences



Volume Auctioned and Licence Issued

Quarter 3 YTD Ended December 31, 2025



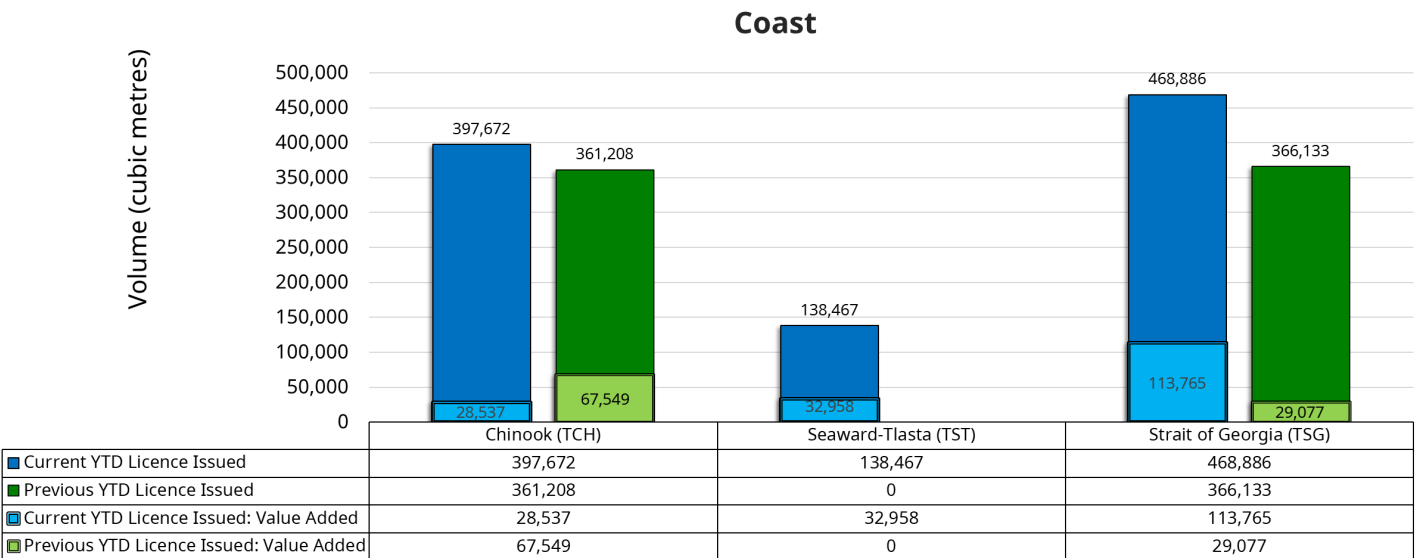
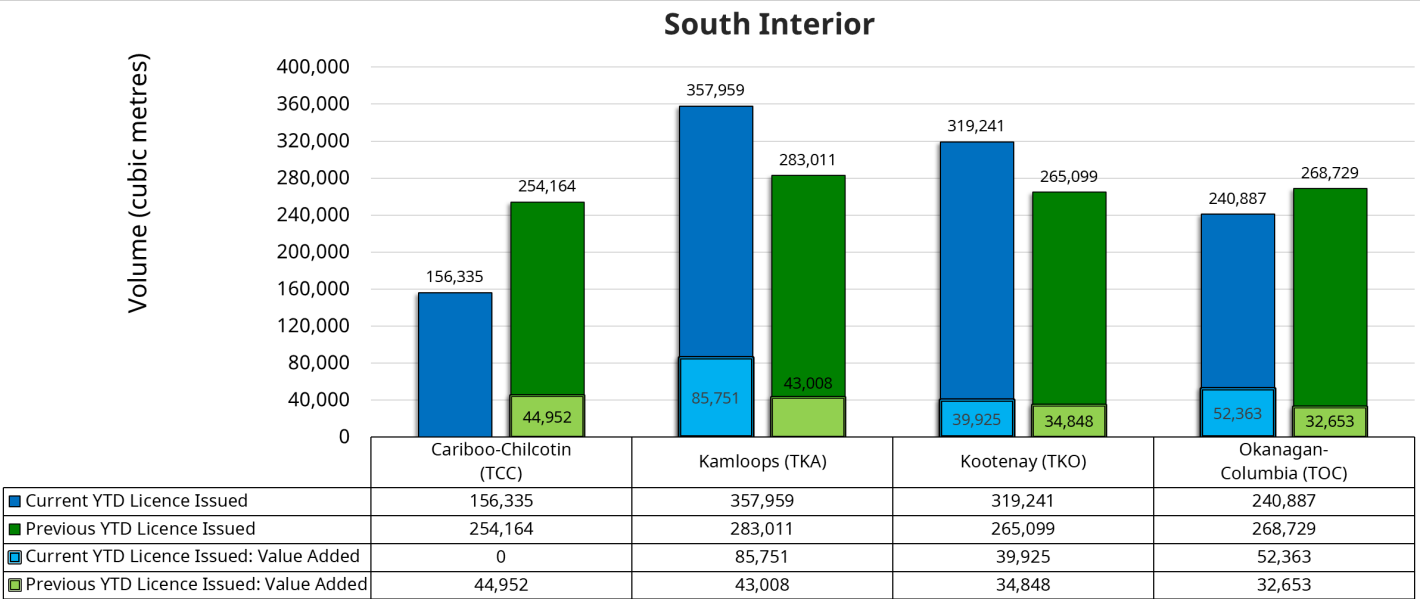
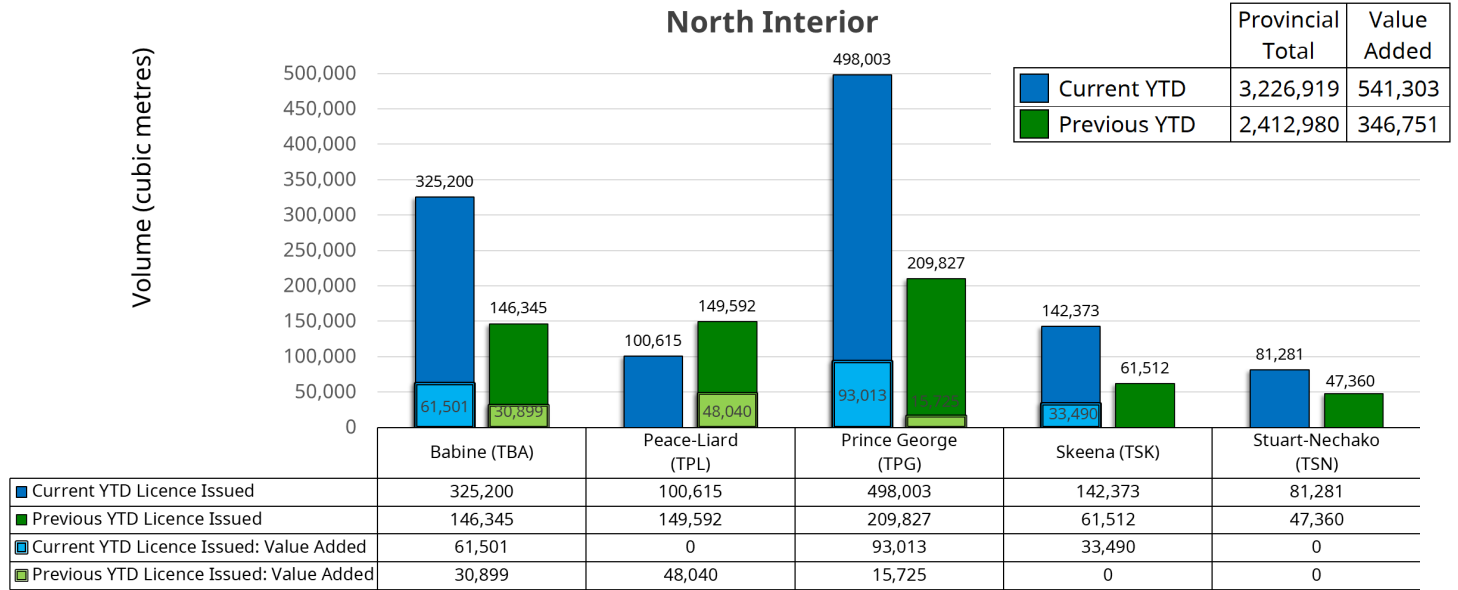
	Total	Value Added
*Q3 Value Added Target is "Auctioned"		*
Q3 Licence Issued Target	4,733,944	827,616
Auctioned	3,245,083	644,007
Currently in Market	872,270	190,965
Licence Issued	3,226,919	541,303
Not Awarded	248,230	37,001

	North Interior				South Interior				Coast			
	Babine (TBA)	Peace-Liard (TPL)	Prince George (TPG)	Skeena (TSK)	Stuart-Nechako (TSN)	Cariboo-Chilcotin (TCC)	Kamloops (TKA)	Kootenay (TKO)	Okanagan-Columbia (TOC)	Chinook (TCH)	Seaward-Tlata (TST)	Strait of Georgia (TSG)
Q3 Licence Issued Target	333,990	454,444	675,000	273,701	30,000	500,000	435,886	472,451	460,820	418,245	211,215	468,192
Auctioned	336,621	153,457	482,259	33,490	70,813	150,775	389,413	328,646	257,676	413,997	171,425	456,511
Currently in Market	106,782	90,509	58,377	113,782	0	107,330	68,849	62,879	92,816	44,016	56,330	70,599
Licence Issued	325,200	100,615	498,003	142,373	81,281	156,335	357,959	319,241	240,887	397,672	138,467	468,886
Not Awarded	11,421	82,060	65,268	0	0	0	25,580	0	16,789	14,154	32,958	0
*Q3 Auctioned Target: Value Added	50,815	88,177	40,520	47,998	69,493	90,909	43,368	87,884	83,228	85,578	35,203	104,444
Auctioned: Value Added	72,922	17,998	109,214	33,490	0	3,403	111,331	39,925	52,363	28,537	32,958	141,866
Currently in Market: Value Added	0	0	35,717	17,399	0	30,897	0	34,435	29,341	43,175	0	0
Licence Issued: Value Added	61,501	0	93,013	33,490	0	0	85,751	39,925	52,363	28,537	32,958	113,765
Not Awarded: Value Added	11,421	0	0	0	0	0	25,580	0	0	0	0	0

- Licence Issued Target:** Cumulative target volume of timber sold in issued licences for the end of the current quarter, updated quarterly.
- Auctioned:** New-to-market auctions. Includes issued licences, awarded licences that are not yet issued, and licences not awarded. Excludes reauctions.
- Currently in Market:** Open to bidders on BC Bid at the end of the reporting period. Includes reauctions.
- Licence Issued:** Volume of timber sold in issued licences. Issued licences may be first auctioned in a previous fiscal and not appear in this report's Auctioned volume.
- Not Awarded:** No successful bidder; to be reauctioned.

- *Auctioned Target: Value Added:** Cumulative target volume of timber volume auctioned, targeted at the value-added sector for the end of the current quarter, updated quarterly. Based on 20% of the Rationalized Apportionment of 6,467,328 m³, proportionate to quarterly target.
- Auctioned: Value Added:** New-to-market Value Add auctions. Includes issued licences, awarded licences that are not yet issued, and licences not awarded. Excludes reauctions.
- Currently in Market: Value Added:** Value Added volume open to bidders on BC Bid at the end of the reporting period. Includes reauctions.
- Licence Issued: Value Added:** Volume of timber sold in Value Added issued licences. Issued licences may be first auctioned in a previous fiscal and not appear in this report's Auctioned: Value Added volume.
- Not Awarded: Value Added:** No successful bidder for licence auctioned as Value Added; to be reauctioned.

Volume Licence Issued: Current Fiscal YTD Compared with Previous Fiscal YTD



Licence Issued YTD

Business Area	Licence	Value Added	Includes Fire Salvage	# of Bidders	Issued	Volume (cubic metres)	Max Value	Client
North Interior								
Babine (TBA)	TA1129	Value Added	-	1	2025-10-27	19,288	\$709,220	TAHTSA TIMBER LTD.
Babine (TBA)	TA2438	-	-	1	2025-09-25	7,978	\$494,476	DOUGLAS BRUCE BYSOUTH
Babine (TBA)	TA1248	-	-	2	2025-09-19	31,734	\$2,338,161	1077430 B.C. LTD.
Babine (TBA)	A95567	-	-	4	2025-09-03	25,767	\$1,712,475	CLAUDIA SABINE BRIETZKE
Babine (TBA)	TA0437	-	-	1	2025-09-03	21,699	\$1,669,304	DOUGLAS BRUCE BYSOUTH
Babine (TBA)	TA0971	-	-	3	2025-08-28	11,420	\$1,070,625	CLAUDIA SABINE BRIETZKE
Babine (TBA)	A95566	-	-	3	2025-08-27	49,418	\$3,559,084	1168440 B.C. LTD.
Babine (TBA)	TA1576	Value Added	-	1	2025-08-19	18,245	\$1,005,664	0904329 BC LTD.
Babine (TBA)	TA0358	-	-	5	2025-07-18	16,568	\$1,198,860	BABINE FOREST PRODUCTS LIMITED
Babine (TBA)	TA1491	Value Added	-	2	2025-07-14	23,968	\$1,867,587	0934527 B.C LTD.
Babine (TBA)	TA0357	-	-	3	2025-06-26	34,051	\$2,232,724	ANGELIKA SABINE POSSELT
Babine (TBA)	TA1532	-	-	1	2025-06-24	24,600	\$948,576	COPPERMOON CONTRACTING LTD.
Babine (TBA)	TA2451	-	-	1	2025-06-04	12,938	\$801,121	1168440 B.C. LTD.
Babine (TBA)	TA2713	-	Fire salvage	4	2025-06-04	27,526	\$619,936	BERNHARD WIEBE
Peace-Liard (TPL)	TA1514	-	-	2	2025-11-04	30,634	\$1,184,617	JAMIE LEE BASSETT
Peace-Liard (TPL)	TA1513	-	-	2	2025-09-08	17,998	\$549,299	JB BASSETT CONTRACTING LTD.
Peace-Liard (TPL)	TA1510	-	-	3	2025-08-26	29,218	\$1,829,047	JB BASSETT CONTRACTING LTD.
Peace-Liard (TPL)	TA2375	-	-	2	2025-08-13	22,765	\$1,009,400	JB BASSETT CONTRACTING LTD.
Prince George (TPG)	TA1619	Value Added	-	1	2025-12-23	44,161	\$574,535	EAST FRASER FIBER CO. LTD.
Prince George (TPG)	TA2396	-	-	2	2025-12-18	17,080	\$226,310	367079 B.C. LTD.
Prince George (TPG)	TA1538	-	-	1	2025-10-06	75,734	\$807,324	CARRIER LUMBER LTD.
Prince George (TPG)	TA2207	-	-	6	2025-09-24	62,672	\$6,690,863	BID RIGHT CONTRACTING LTD.
Prince George (TPG)	TA2253	Value Added	-	1	2025-09-10	22,913	\$980,676	CHEMAINUS FOREST PRODUCTS LTD.
Prince George (TPG)	TA1119	-	-	1	2025-09-09	16,045	\$150,181	WAYNE GRAHAM TELFORD
Prince George (TPG)	TA2704	-	-	1	2025-08-27	17,706	\$348,808	CONIFEX INC.
Prince George (TPG)	TA2705	-	-	1	2025-08-12	16,201	\$364,360	CONIFEX INC.
Prince George (TPG)	TA2249	-	-	4	2025-08-06	37,755	\$3,518,388	VICTORIA LYNN DAKUS
Prince George (TPG)	TA2739	-	-	1	2025-07-23	18,257	\$20,083	1077366 B.C. LTD
Prince George (TPG)	TA2726	-	-	2	2025-07-23	13,342	\$46,297	BABINE FOREST PRODUCTS LIMITED
Prince George (TPG)	TA1988	-	-	2	2025-06-26	17,822	\$809,475	TELFORD VENTURES LTD.
Prince George (TPG)	TA2248	Value Added	-	1	2025-06-17	25,939	\$1,287,612	PARALLEL WOOD PRODUCTS LTD.
Prince George (TPG)	TA1903	-	-	3	2025-05-06	31,364	\$1,671,388	B. G. SELF LOADING LTD.
Prince George (TPG)	TA1827	-	-	4	2025-04-24	14,994	\$604,858	WAYNE GRAHAM TELFORD
Prince George (TPG)	TA2630	-	-	5	2025-04-08	16,532	\$1,492,178	CARRIER LUMBER LTD.
Prince George (TPG)	TA2465	-	-	4	2025-04-08	14,213	\$1,473,604	STONY LAKE LOGGING LTD.
Prince George (TPG)	TA2532	-	-	3	2025-04-07	35,273	\$1,358,011	BABINE FOREST PRODUCTS LIMITED
Skeena (TSK)	TA2483	-	-	3	2025-12-02	20,160	\$15,120	DEUCE CREEK CONTRACTING LTD.
Skeena (TSK)	TA2463	-	-	3	2025-10-15	88,723	\$115,340	DOUBLE R FORESTRY LTD.
Skeena (TSK)	TA2282	Value Added	-	1	2025-08-22	33,490	\$46,216	TAHTSA TIMBER LTD.
Stuart-Nechako (TSN)	TA0293	-	-	3	2025-11-12	70,813	\$2,702,224	JULIE KRISTINE AUGUSTINE
Stuart-Nechako (TSN)	TA1501	-	-	4	2025-04-10	10,468	\$773,795	B. G. SELF LOADING LTD.
South Interior								
Cariboo-Chilcotin (TCC)	TA2432	-	-	6	2025-12-31	24,371	\$2,052,038	REID JOSEPH WALTER AUGUSTINE
Cariboo-Chilcotin (TCC)	TA2434	-	-	6	2025-09-25	86,661	\$9,424,384	KYLE JOSEPH MACNAUGHTON
Cariboo-Chilcotin (TCC)	TA1082	-	Fire salvage	5	2025-09-25	3,403	\$171,342	R. CLAUSON LOGGING LTD.

Business Area	Licence	Value Added	Includes Fire Salvage	# of Bidders	Issued	Volume (cubic metres)	Max Value	Client
Cariboo-Chilcotin (TCC)	TA2364	-	-	1	2025-08-27	20,559	\$84,086	JACKIE MAE AUSTIN
Cariboo-Chilcotin (TCC)	TA2363	-	-	1	2025-07-02	15,781	\$176,116	JACKIE MAE AUSTIN
Cariboo-Chilcotin (TCC)	A60644	-	-	2	2025-06-27	5,560	\$24,964	ARMAND PAQUET CONTRACTING LTD.
Kamloops (TKA)	TA3008	-	Fire salvage	1	2025-12-31	9,592	\$151,363	1410330 B.C. LTD.
Kamloops (TKA)	A95242	-	-	2	2025-12-29	20,364	\$1,458,062	INTERFOR CORPORATION
Kamloops (TKA)	TA1708	-	Fire salvage	3	2025-12-16	3,644	\$148,165	OBEXER LOGGING LTD.
Kamloops (TKA)	TA1725	Value Added	-	1	2025-12-11	16,543	\$906,060	NICOLA POST & RAIL LTD
Kamloops (TKA)	TA2236	-	Fire salvage	1	2025-12-02	35,235	\$314,041	1412698 B.C. LTD
Kamloops (TKA)	TA1085	Value Added	-	1	2025-11-17	11,375	\$579,898	SIGURDSON FOREST PRODUCTS LTD.
Kamloops (TKA)	A92946	Value Added	-	2	2025-10-20	10,920	\$928,855	NICOLA POST & RAIL LTD
Kamloops (TKA)	TA1704	-	-	6	2025-10-17	23,781	\$1,547,430	JORDCO ENTERPRISES LTD.
Kamloops (TKA)	A95209	Value Added	Fire salvage	1	2025-09-17	26,850	\$965,818	CHEMAINUS FOREST PRODUCTS LTD.
Kamloops (TKA)	A89160	-	-	2	2025-08-29	48,655	\$3,399,525	INTERFOR CORPORATION
Kamloops (TKA)	TA2928	-	-	3	2025-08-28	27,866	\$2,237,082	DAVID RAYMOND TREMBLAY
Kamloops (TKA)	TA2091	Value Added	-	1	2025-08-19	5,930	\$218,521	SIGURDSON FOREST PRODUCTS LTD.
Kamloops (TKA)	A95236	-	-	3	2025-08-19	17,069	\$755,303	KIM MILLER LOGGING LTD.
Kamloops (TKA)	TA1683	-	Fire salvage	2	2025-08-18	10,156	\$514,049	ERNEST CLINTON DAVID PIVA
Kamloops (TKA)	TA2133	-	Fire salvage	3	2025-07-29	25,046	\$221,407	FULL TILT CONTRACTING LTD.
Kamloops (TKA)	TA1244	Value Added	-	4	2025-06-25	10,660	\$846,191	CHEMAINUS FOREST PRODUCTS LTD.
Kamloops (TKA)	TA2016	Value Added	-	3	2025-06-24	3,473	\$170,872	STEIN MANUFACTURING CORP
Kamloops (TKA)	A94281	-	-	7	2025-06-19	14,756	\$1,062,284	JORDCO ENTERPRISES LTD.
Kamloops (TKA)	TA2063	-	-	6	2025-05-13	36,044	\$3,334,070	SIENNA BREE MONICAL
Kootenay (TKO)	TA2322	-	-	7	2025-12-24	19,095	\$1,680,742	C.TEBULTE TREE SERVICES LTD.
Kootenay (TKO)	TA0902	-	-	2	2025-12-19	13,321	\$696,955	BAUMANIS TIMBER CONTRACTING LTD.
Kootenay (TKO)	TA1659	-	-	7	2025-12-17	24,376	\$1,572,983	KALESNIKOFF TIMBER HOLDINGS LTD.
Kootenay (TKO)	TA1086	-	Fire salvage	1	2025-11-28	3,381	\$98,455	STEVEN FRED BARABONOFF
Kootenay (TKO)	TA0672	-	-	4	2025-11-07	15,631	\$867,989	ARBOR SENTINEL LTD.
Kootenay (TKO)	TA2222	-	-	2	2025-10-30	15,014	\$807,903	G.R. (MAC) LIND LOGGING LTD.
Kootenay (TKO)	TA1930	-	-	2	2025-10-29	44,618	\$2,320,582	COLE JOSEPH SUTHERLAND
Kootenay (TKO)	TA1588	-	-	3	2025-10-21	20,561	\$1,492,112	MICHAEL ANDREW SIMON KIT
Kootenay (TKO)	TA2897	-	-	2	2025-10-02	1,485	\$93,184	COLE JOSEPH SUTHERLAND
Kootenay (TKO)	TA1985	-	-	6	2025-09-26	18,998	\$1,729,198	KOOTENAY FIREWOOD LTD.
Kootenay (TKO)	TA2332	-	-	2	2025-09-18	13,261	\$1,205,955	CANADIAN FOREST PRODUCTS LTD.
Kootenay (TKO)	TA2786	-	Fire salvage	2	2025-09-17	5,837	\$178,262	MICHAEL ANDREW SIMON KIT
Kootenay (TKO)	TA2595	-	-	1	2025-07-30	12,373	\$699,172	COURTNEY LIBERA SUTHERLAND
Kootenay (TKO)	TA2325	Value Added	-	2	2025-07-17	9,375	\$543,000	BOX LAKE LUMBER PRODUCTS LTD.
Kootenay (TKO)	TA2643	-	Fire salvage	2	2025-06-23	22,478	\$428,431	THOMAS FINN HAUKAAS
Kootenay (TKO)	TA2374	-	-	4	2025-06-17	16,140	\$1,915,011	THOMAS FINN HAUKAAS
Kootenay (TKO)	TA1418	Value Added	-	2	2025-06-16	30,550	\$3,016,507	NORTH ENDERBY TIMBER LTD.
Kootenay (TKO)	TA2185	-	-	3	2025-05-07	32,747	\$4,371,725	COLE JOSEPH SUTHERLAND
Okanagan-Columbia (TOC)	TA2219	Value Added	-	4	2025-12-17	4,714	\$228,393	579264 BC LTD
Okanagan-Columbia (TOC)	TA1788	Value Added	-	3	2025-12-15	22,679	\$1,464,610	SCHAPOL LOGGING LTD.
Okanagan-Columbia (TOC)	TA1194	-	-	6	2025-11-12	26,210	\$2,292,065	MATTEY BROS.(1980)LTD.
Okanagan-Columbia (TOC)	TA2916	Value Added	-	2	2025-10-03	2,379	\$110,195	SCHAPOL LOGGING LTD.
Okanagan-Columbia (TOC)	TA2354	-	-	2	2025-09-24	60,937	\$3,016,382	MERCER FORESTRY SERVICES LTD.
Okanagan-Columbia (TOC)	TA2165	Value Added	-	1	2025-09-18	4,792	\$160,772	WOODCO INDUSTRIES LTD.
Okanagan-Columbia (TOC)	TA2720	-	Fire salvage	2	2025-09-15	7,042	\$86,405	1422520 B.C. LTD
Okanagan-Columbia (TOC)	TA1139	-	Fire salvage	2	2025-09-12	23,839	\$327,309	ERNEST CLINTON DAVID PIVA

Business Area	Licence	Value Added	Includes Fire Salvage	# of Bidders	Issued	Volume (cubic metres)	Max Value	Client
Okanagan-Columbia (TOC)	TA2745	-	Fire salvage	1	2025-09-12	5,974	\$145,945	MATTEY BROS.(1980)LTD.
Okanagan-Columbia (TOC)	TA1754	-	-	5	2025-09-11	29,901	\$3,277,150	TOLKO INDUSTRIES LTD.
Okanagan-Columbia (TOC)	TA1829	-	-	4	2025-09-02	16,677	\$1,409,707	JARECO HOLDINGS LTD
Okanagan-Columbia (TOC)	TA1136	Value Added	-	1	2025-08-28	17,799	\$1,073,814	DAKERYN INDUSTRIES LTD.
Okanagan-Columbia (TOC)	TA2522	-	-	4	2025-06-17	6,315	\$727,677	INTERFOR CORPORATION
Okanagan-Columbia (TOC)	TA1753	-	-	3	2025-06-17	11,629	\$847,289	MERCER FORESTRY SERVICES LTD.
Coast								
Chinook (TCH)	TA0081	-	-	2	2025-11-19	8,163	\$158,261	FROG HOLLOW FOREST PRODUCTS LTD.
Chinook (TCH)	TA2673	-	-	2	2025-11-17	28,741	\$272,177	NESSY CONTRACTING LTD.
Chinook (TCH)	TA0045	-	-	1	2025-11-05	102,264	\$4,497,571	LAREN MICHEL SAINDON
Chinook (TCH)	TA2304	-	-	2	2025-09-22	1,350	\$25,313	FROG HOLLOW FOREST PRODUCTS LTD.
Chinook (TCH)	TA0519	-	-	1	2025-09-22	10,212	\$570,238	OCEANVIEW FOREST PRODUCTS LTD.
Chinook (TCH)	TA2173	-	-	2	2025-09-19	29,321	\$613,689	SENICA LOGGING LTD.
Chinook (TCH)	TA2569	-	-	1	2025-09-19	35,390	\$148,284	JFI FORESTRY LTD.
Chinook (TCH)	TA2490	-	-	3	2025-09-03	38,549	\$1,377,356	1384075 B.C. LTD.
Chinook (TCH)	TA2939	-	-	1	2025-08-14	321	\$2,390	CLEAR CLEAN LOGGING LTD.
Chinook (TCH)	TA2688	Value Added	-	1	2025-07-29	28,537	\$658,919	SIGURDSON FOREST PRODUCTS CHILLIWACK LTD.
Chinook (TCH)	TA0525	-	-	4	2025-06-26	54,284	\$4,185,839	686551 BC LTD
Chinook (TCH)	TA2684	-	-	4	2025-06-26	26,791	\$1,885,283	1384075 B.C. LTD.
Chinook (TCH)	TA0043	-	-	2	2025-06-19	33,749	\$2,178,160	ALPINE BACKHOE SERVICES LTD.
Seaward-Tlasta (TST)	TA1852	-	-	7	2025-12-17	59,378	\$6,043,493	MILL & TIMBER PRODUCTS LTD.
Seaward-Tlasta (TST)	TA2902	-	-	5	2025-09-24	16,787	\$2,428,448	A & A TRADING LTD.
Seaward-Tlasta (TST)	TA2064	-	-	5	2025-09-24	29,344	\$4,244,973	A & A TRADING LTD.
Seaward-Tlasta (TST)	TA2940	Value Added	-	1	2025-08-14	32,958	\$979,623	SSD SAWMILL SALES DIRECT LTD.
Strait of Georgia (TSG)	TA2381	-	-	1	2025-12-01	19,100	\$190,618	OLD CROW TRADING LTD.
Strait of Georgia (TSG)	TA2405	-	-	4	2025-11-20	28,701	\$1,760,519	WOLF LAKE LOGGING LTD.
Strait of Georgia (TSG)	TA1700	-	-	6	2025-11-13	24,932	\$1,441,814	ISLAND TIMBERLANDS GP LTD.
Strait of Georgia (TSG)	TA2617	-	-	2	2025-10-28	38,059	\$2,528,640	ISLAND TIMBERLANDS GP LTD.
Strait of Georgia (TSG)	TA2851	-	-	1	2025-10-15	14,402	\$87,420	WEST COAST LOG SALVAGE CORP.
Strait of Georgia (TSG)	TA2500	Value Added	-	4	2025-10-14	31,157	\$3,150,596	CHINOOK FOREST PRODUCTS LTD.
Strait of Georgia (TSG)	TA2556	Value Added	-	1	2025-09-23	22,121	\$1,586,961	THOMPSON RIVER VENEER PRODUCTS LTD.
Strait of Georgia (TSG)	TA2327	-	-	1	2025-09-18	40,471	\$814,681	JAMIE DEAN DERHOUSEOFF
Strait of Georgia (TSG)	TA2890	Value Added	-	2	2025-09-10	15,904	\$931,497	A.J. FOREST PRODUCTS LTD.
Strait of Georgia (TSG)	TA2499	-	-	6	2025-08-13	35,734	\$2,782,964	RAY BOYD LOGGING LTD.
Strait of Georgia (TSG)	TA2542	-	-	5	2025-07-23	40,562	\$3,093,664	ALPINE BACKHOE SERVICES LTD.
Strait of Georgia (TSG)	TA2378	-	-	1	2025-07-18	19,526	\$316,907	JWM FORESTRY LTD.
Strait of Georgia (TSG)	TA2792	-	-	8	2025-07-17	13,147	\$1,387,534	OTTER POINT TIMBER LTD.
Strait of Georgia (TSG)	TA0702	Value Added	-	3	2025-06-26	29,939	\$3,652,558	CANADIAN BAVARIAN MILLWORK & LUMBER LTD.
Strait of Georgia (TSG)	TA0911	Value Added	-	1	2025-06-18	14,644	\$478,712	S. & R. SAWMILLS LTD.
Strait of Georgia (TSG)	TA2645	-	-	5	2025-06-06	27,275	\$2,661,495	WOLF LAKE LOGGING LTD.
Strait of Georgia (TSG)	TA2486	-	-	2	2025-05-23	28,576	\$1,806,860	ISLAND TIMBERLANDS GP LTD.
Strait of Georgia (TSG)	TA2507	-	-	5	2025-04-10	24,636	\$2,648,863	ISLAND TIMBERLANDS GP LTD.

Licence Not Awarded

Business Area	Licence	Value Added	Includes Fire Salvage	Auction	Volume (cubic metres)	No Sale Rationale
North Interior						
Babine (TBA)	TA2572	Value Added	-	2025-10-22	11,421	No Bids Received (NB)
Peace-Liard (TPL)	TA1362	-	-	2025-12-02	52,412	No Bids Received (NB)
Peace-Liard (TPL)	TA2671	-	Fire salvage	2025-08-12	29,648	No Bids Received (NB)
Prince George (TPG)	TA1496	-	-	2025-12-10	51,491	No Bids Received (NB)
Prince George (TPG)	TA2715	-	-	2025-12-02	13,777	No Bids Received (NB)
South Interior						
Kamloops (TKA)	TA1211	Value Added	-	2025-12-18	25,580	No Bids Received (NB)
Okanagan-Columbia (TOC)	TA2527	-	-	2025-08-07	2,201	No Bids Received (NB)
Okanagan-Columbia (TOC)	TA0406	-	-	2025-12-03	14,588	No Bids Received (NB)
Coast						
Chinook (TCH)	TA2676	-	-	2025-11-27	14,154	No Bids Received (NB)
Seaward-Tlasta (TST)	TA1628	-	-	2025-06-24	32,958	No Bids Received (NB)

