

BC Timber Sales

2025/26 – Q2 Volume Auctioned & Licence Issued

This **BCTS Volume Auctioned & Licence Issued Report** shows how each business area performed during 2025/26 relative to its target.

For inquiries, contact the appropriate ministry representatives.



BCTS
BC Timber Sales



Licence Issued Cumulative Targets by Quarter & YTD Results

For FY2026 Quarter 2 Ended September 30, 2025

Chart source: BCTS Business Information Services

Business Area	Q1	Q1 Results - YTD to June 30, 2025			Q2	Q2 Results - YTD to Sept 30, 2025			Q3	Q4 Yr-End	Rationalized Apportionment (Fiscal 2025-26)	Full Apportionment (Fiscal 2025-26)
	Licence Issued Target m ³	Volume Auctioned Once m ³	Volume Reauctioned m ³	*Licence Issued Actuals m ³	Licence Issued Target m ³	Volume Auctioned Once m ³	Volume Reauctioned m ³	Licence Issued Actuals m ³	Licence Issued Target m ³	Licence Issued Target m ³		
North Interior												
Babine	111,330	123,083	-	123,083	222,660	305,912	-	305,912	333,990	413,600	371,100	675,907
Peace-Liard	152,667	17,998	17,998	-	332,458	122,823	65,214	69,981	454,444	507,550	572,443	1,339,126
Prince George	162,000	75,125	14,994	156,137	418,500	355,750	31,195	361,028	675,000	1,051,234	335,675	1,201,581
Skeena	47,799	-	-	-	82,730	33,490	-	33,490	273,701	349,254	325,301	796,478
Stuart-Nechako	17,500	-	-	10,468	17,500	-	-	10,468	30,000	69,700	807,282	1,095,888
North Interior Total	491,296	216,206	32,992	289,688	1,073,848	817,975	96,409	780,879	1,767,135	2,391,338	2,411,801	5,108,980
South Interior												
Cariboo-Chilcotin	100,000	15,781	5,560	21,341	300,000	126,404	12,366	131,964	500,000	711,798	711,798	1,165,740
Kamloops	87,177	64,933	-	64,933	232,472	226,505	-	226,505	435,886	581,181	619,542	981,600
Kootenay	81,634	101,915	22,478	101,915	151,343	207,862	22,478	161,759	472,451	715,278	715,278	960,619
Okanagan-Columbia	69,778	35,743	17,799	17,944	257,966	187,106	61,638	184,905	460,820	545,031	543,842	907,517
South Interior Total	338,589	218,372	45,837	206,133	941,781	747,877	96,482	705,133	1,869,157	2,553,288	2,590,460	4,015,476
Coast												
Chinook	125,303	114,824	-	114,824	231,104	254,556	35,390	258,504	418,245	519,689	543,433	798,735
Seaward-Tlasta	54,000	32,958	-	-	122,283	112,047	100,468	79,089	211,215	262,944	237,944	483,795
Strait of Georgia	110,303	125,070	-	125,070	347,546	266,940	-	312,535	468,192	553,991	683,690	1,007,656
Coast Total	289,606	272,852	-	239,894	700,933	633,543	135,858	650,128	1,097,652	1,336,624	1,465,067	2,290,186
Total BCTS	1,119,491	707,430	78,829	735,715	2,716,562	2,199,395	328,749	2,136,140	4,733,944	6,281,250	6,467,328	11,414,642

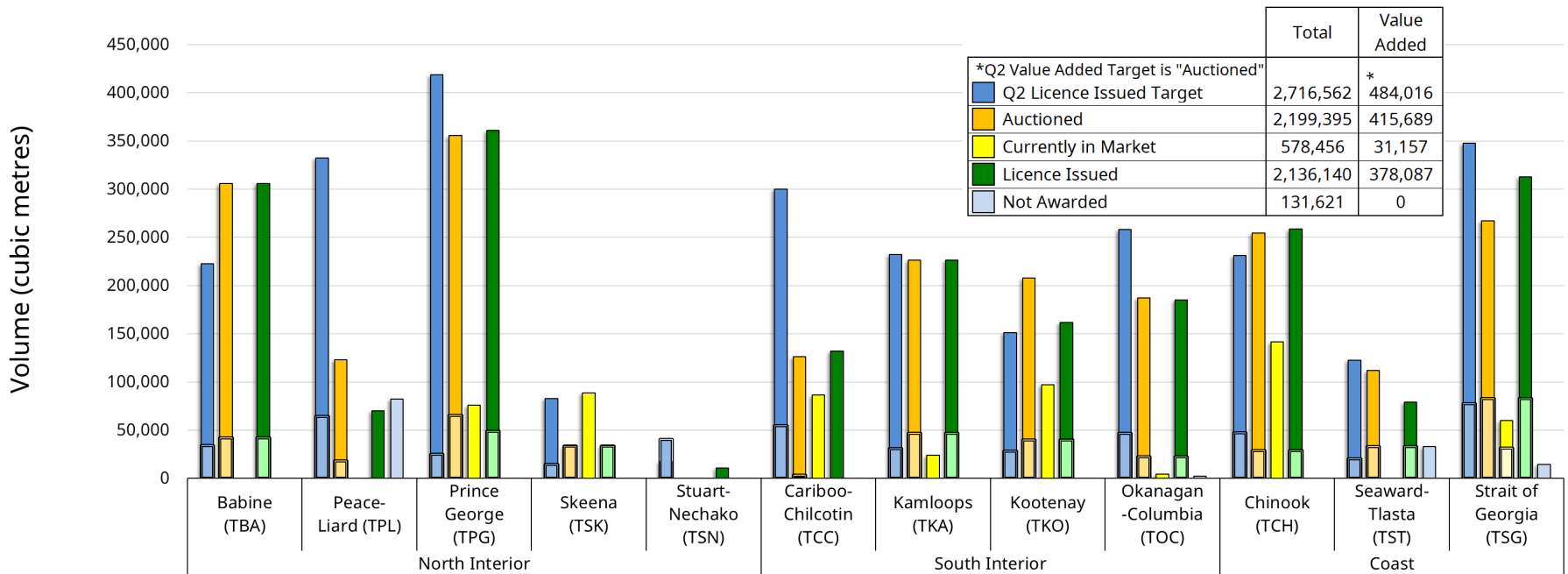
*Licence Issued Actuals may exceed Volume Auctioned when the first auction of a licence occurs in a previous fiscal

Note: Licence Issued Targets are subject to change as new initiatives, operational adjustments, and external factors come take effect. These targets are established based on projections and strategic priorities; however, ongoing assessments may result in modifications to align with evolving forestry policies, market conditions, and sustainability goals. **Licence Issued = Volume Sold in Issued Licences**



Volume Auctioned and Licence Issued

Quarter 2 YTD Ended September 30, 2025



	Total	Value Added
*Q2 Value Added Target is "Auctioned"		*
Q2 Licence Issued Target	2,716,562	484,016
Auctioned	2,199,395	415,689
Currently in Market	578,456	31,157
Licence Issued	2,136,140	378,087
Not Awarded	131,621	0

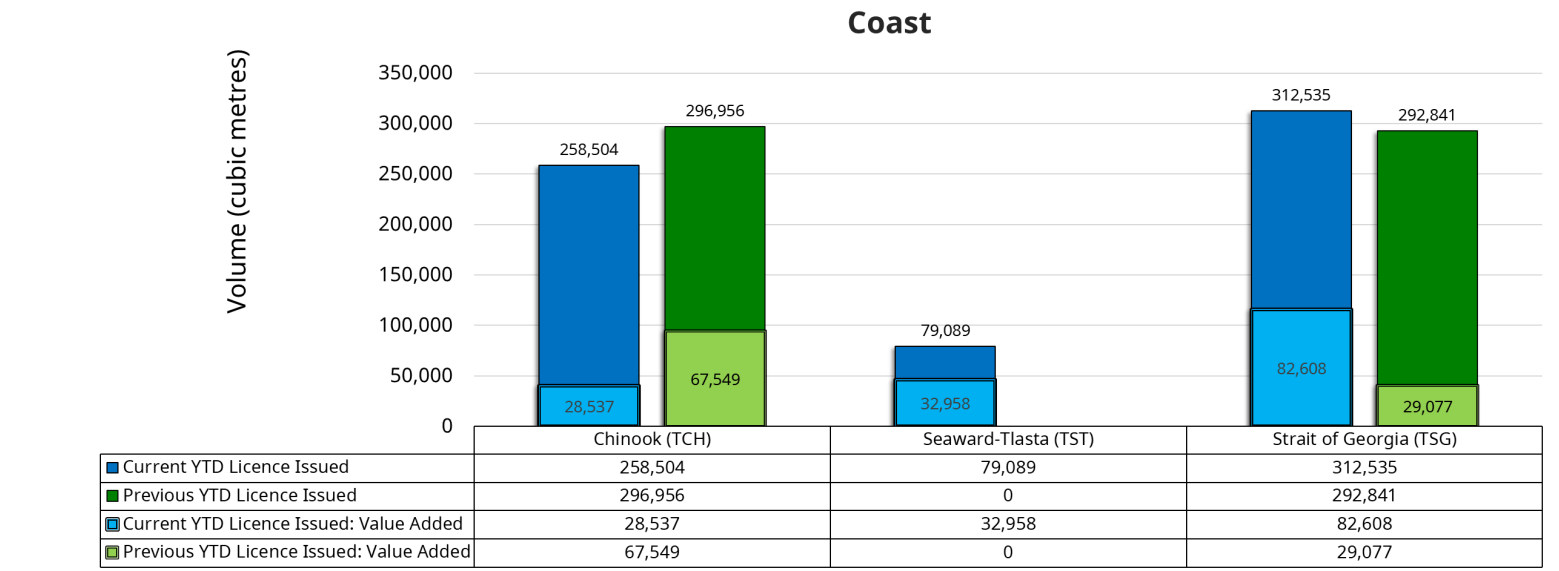
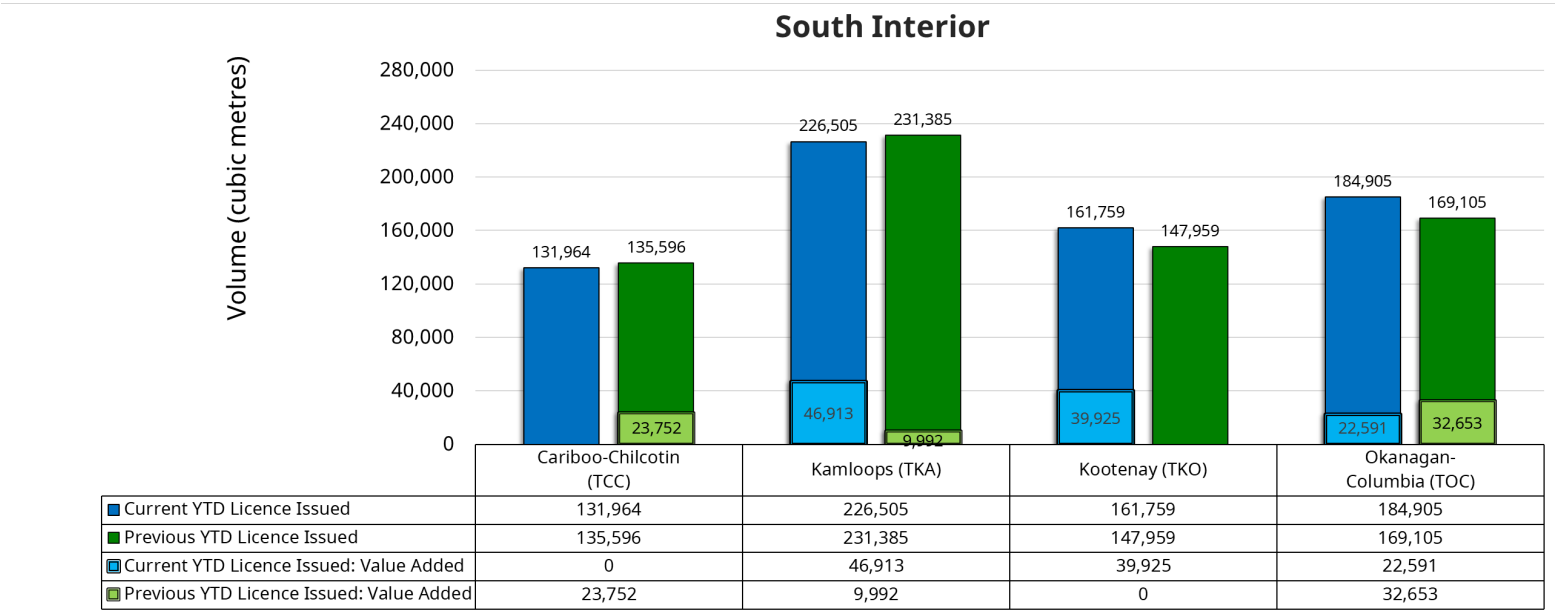
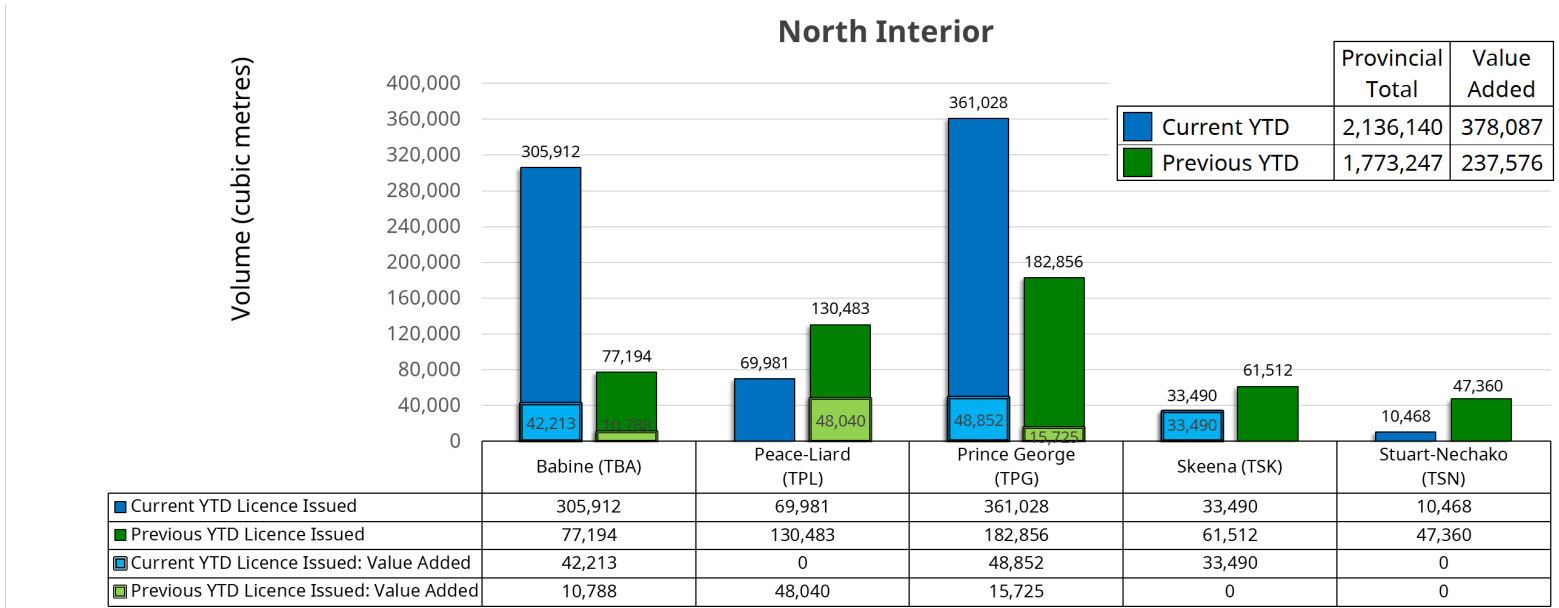
	North Interior					South Interior				Coast		
Q2 Licence Issued Target	222,660	332,458	418,500	82,730	17,500	300,000	232,472	151,343	257,966	231,104	122,283	347,546
Auctioned	305,912	122,823	355,750	33,490	0	126,404	226,505	207,862	187,106	254,556	112,047	266,940
Currently in Market	0	0	75,831	88,723	0	86,662	23,781	97,223	4,580	141,797	0	59,858
Licence Issued	305,912	69,981	361,028	33,490	10,468	131,964	226,505	161,759	184,905	258,504	79,089	312,535
Not Awarded	0	82,060	0	0	0	0	0	0	2,201	0	32,958	14,402
*Q2 Auctioned Target: Value Added	33,877	64,508	25,122	14,508	40,538	54,545	30,977	28,152	46,591	47,287	20,381	77,530
Auctioned: Value Added	42,213	17,998	65,053	33,490	0	3,403	46,913	39,925	22,591	28,537	32,958	82,608
Currently in Market: Value Added	0	0	0	0	0	0	0	0	0	0	0	31,157
Licence Issued: Value Added	42,213	0	48,852	33,490	0	0	46,913	39,925	22,591	28,537	32,958	82,608
Not Awarded: Value Added	0	0	0	0	0	0	0	0	0	0	0	0

- **Licence Issued Target:** Cumulative target volume of timber sold in issued licences for the end of the current quarter, updated quarterly.
- **Auctioned:** New-to-market auctions. Includes issued licences, awarded licences that are not yet issued, and licences not awarded. Excludes reauctions.
- **Currently in Market:** Open to bidders on BC Bid at the end of the reporting period. Includes reauctions.
- **Licence Issued*:** Volume of timber sold in issued licences. Issued licences may be first auctioned in a previous fiscal and not appear in this report's Auctioned volume.
- **Not Awarded:** No successful bidder; to be reauctioned.

- ***Auctioned Target: Value Added:** Cumulative target volume of timber volume auctioned, targeted at the value-added sector for the end of the current quarter, updated quarterly. Based on 20% of the Rationalized Apportionment of 6,467,328 m³, proportionate to quarterly target.
- **Auctioned: Value Added:** New-to-market Value Added auctions. Includes issued licences, awarded licences that are not yet issued, and licences not awarded. Excludes reauctions.
- **Currently in Market: Value Added:** Value Added volume open to bidders on BC Bid at the end of the reporting period. Includes reauctions.
- **Licence Issued*:** Value Added: Volume of timber sold in Value Added issued licences. Issued licences may be first auctioned in a previous fiscal and not appear in this report's Auctioned: Value Added volume.
- **Not Awarded: Value Added:** No successful bidder for licence advertised as Value Added; to be reauctioned.

Note: Licence issued volume may exceed auctioned volume when the first auction of a licence occurs in a previous fiscal.

Volume Licence Issued: Current Fiscal YTD Compared with Previous Fiscal YTD



This document may contain information that is protected by solicitor client privilege. Prior to any disclosure of this document outside of government, including in response to a request under the Freedom of Information and Protection of Privacy Act, the ministry in possession of this document must consult with the lawyer responsible for the matter to determine whether information contained in this document is subject to solicitor client privilege.

Licence Issued YTD

Business Area	Licence	Value Added	Includes Fire Salvage	# of Bidders	Issued	Volume (cubic metres)	Max Value	Client
North Interior								
Babine (TBA)	TA2438	-	-	1	2025-09-25	7,978	\$494,476	DOUGLAS BRUCE BYSOUTH
Babine (TBA)	TA1248	-	-	2	2025-09-19	31,734	\$2,338,161	1077430 B.C. LTD.
Babine (TBA)	A95567	-	-	4	2025-09-03	25,767	\$1,712,475	CLAUDIA SABINE BRIETZKE
Babine (TBA)	TA0437	-	-	1	2025-09-03	21,699	\$1,669,304	DOUGLAS BRUCE BYSOUTH
Babine (TBA)	TA0971	-	-	3	2025-08-28	11,420	\$1,070,625	CLAUDIA SABINE BRIETZKE
Babine (TBA)	A95566	-	-	3	2025-08-27	49,418	\$3,559,084	1168440 B.C. LTD.
Babine (TBA)	TA1576	Value Added	-	1	2025-08-19	18,245	\$1,005,664	0904329 BC LTD.
Babine (TBA)	TA0358	-	-	5	2025-07-18	16,568	\$1,198,860	BABINE FOREST PRODUCTS LIMITED
Babine (TBA)	TA1491	Value Added	-	2	2025-07-14	23,968	\$1,867,587	0934527 B.C LTD.
Babine (TBA)	TA0357	-	-	3	2025-06-26	34,051	\$2,232,724	ANGELIKA SABINE POSSELT
Babine (TBA)	TA1532	-	-	1	2025-06-24	24,600	\$948,576	COPPERMOON CONTRACTING LTD.
Babine (TBA)	TA2451	-	-	1	2025-06-04	12,938	\$801,121	1168440 B.C. LTD.
Babine (TBA)	TA2713	-	Fire salvage	4	2025-06-04	27,526	\$619,936	BERNHARD WIEBE
Peace-Liard (TPL)	TA1513	-	-	2	2025-09-08	17,998	\$549,299	JB BASSETT CONTRACTING LTD.
Peace-Liard (TPL)	TA1510	-	-	3	2025-08-26	29,218	\$1,829,047	JB BASSETT CONTRACTING LTD.
Peace-Liard (TPL)	TA2375	-	-	2	2025-08-13	22,765	\$1,009,400	JB BASSETT CONTRACTING LTD.
Prince George (TPG)	TA2207	-	-	6	2025-09-24	62,672	\$6,690,863	BID RIGHT CONTRACTING LTD.
Prince George (TPG)	TA2253	Value Added	-	1	2025-09-10	22,913	\$980,676	CHEMAINUS FOREST PRODUCTS LTD.
Prince George (TPG)	TA1119	-	-	1	2025-09-09	16,045	\$150,181	WAYNE GRAHAM TELFORD
Prince George (TPG)	TA2704	-	-	1	2025-08-27	17,706	\$348,808	CONIFEX INC.
Prince George (TPG)	TA2705	-	-	1	2025-08-12	16,201	\$364,360	CONIFEX INC.
Prince George (TPG)	TA2249	-	-	4	2025-08-06	37,755	\$3,518,388	VICTORIA LYNN DAKUS
Prince George (TPG)	TA2726	-	-	2	2025-07-23	13,342	\$46,297	BABINE FOREST PRODUCTS LIMITED
Prince George (TPG)	TA2739	-	-	1	2025-07-23	18,257	\$20,083	1077366 B.C. LTD
Prince George (TPG)	TA1988	-	-	2	2025-06-26	17,822	\$809,475	TELFORD VENTURES LTD.
Prince George (TPG)	TA2248	Value Added	-	1	2025-06-17	25,939	\$1,287,612	PARALLEL WOOD PRODUCTS LTD.
Prince George (TPG)	TA1903	-	-	3	2025-05-06	31,364	\$1,671,388	B. G. SELF LOADING LTD.
Prince George (TPG)	TA1827	-	-	4	2025-04-24	14,994	\$604,858	WAYNE GRAHAM TELFORD
Prince George (TPG)	TA2465	-	-	4	2025-04-08	14,213	\$1,473,604	STONY LAKE LOGGING LTD.
Prince George (TPG)	TA2630	-	-	5	2025-04-08	16,532	\$1,492,178	CARRIER LUMBER LTD.
Prince George (TPG)	TA2532	-	-	3	2025-04-07	35,273	\$1,358,011	BABINE FOREST PRODUCTS LIMITED
Skeena (TSK)	TA2282	Value Added	-	1	2025-08-22	33,490	\$46,216	TAHTSA TIMBER LTD.
Stuart-Nechako (TSN)	TA1501	-	-	4	2025-04-10	10,468	\$773,795	B. G. SELF LOADING LTD.
South Interior								
Cariboo-Chilcotin (TCC)	TA2434	-	-	6	2025-09-25	86,661	\$9,424,384	KYLE JOSEPH MACNAUGHTON
Cariboo-Chilcotin (TCC)	TA1082	-	Fire salvage	5	2025-09-25	3,403	\$171,342	R. CLAUSON LOGGING LTD.
Cariboo-Chilcotin (TCC)	TA2364	-	-	1	2025-08-27	20,559	\$84,086	JACKIE MAE AUSTIN
Cariboo-Chilcotin (TCC)	TA2363	-	-	1	2025-07-02	15,781	\$176,116	JACKIE MAE AUSTIN
Cariboo-Chilcotin (TCC)	A60644	-	-	2	2025-06-27	5,560	\$24,964	ARMAND PAQUET CONTRACTING LTD.
Kamloops (TKA)	A95209	Value Added	Fire salvage	1	2025-09-17	26,850	\$965,818	CHEMAINUS FOREST PRODUCTS LTD.
Kamloops (TKA)	A89160	-	-	2	2025-08-29	48,655	\$3,399,525	INTERFOR CORPORATION
Kamloops (TKA)	TA2928	-	-	3	2025-08-28	27,866	\$2,237,082	DAVID RAYMOND TREMBLAY
Kamloops (TKA)	TA2091	Value Added	-	1	2025-08-19	5,930	\$218,521	SIGURDSON FOREST PRODUCTS LTD.

Business Area	Licence	Value Added	Includes Fire Salvage	# of Bidders	Issued	Volume (cubic metres)	Max Value	Client
Kamloops (TKA)	A95236	-	-	3	2025-08-19	17,069	\$755,303	KIM MILLER LOGGING LTD.
Kamloops (TKA)	TA1683	-	Fire salvage	2	2025-08-18	10,156	\$514,049	ERNEST CLINTON DAVID PIVA
Kamloops (TKA)	TA2133	-	Fire salvage	3	2025-07-29	25,046	\$221,407	FULL TILT CONTRACTING LTD.
Kamloops (TKA)	TA1244	Value Added	-	4	2025-06-25	10,660	\$846,191	CHEMAINUS FOREST PRODUCTS LTD.
Kamloops (TKA)	TA2016	Value Added	-	3	2025-06-24	3,473	\$170,872	STEIN MANUFACTURING CORP
Kamloops (TKA)	A94281	-	-	7	2025-06-19	14,756	\$1,062,284	JORDCO ENTERPRISES LTD.
Kamloops (TKA)	TA2063	-	-	6	2025-05-13	36,044	\$3,334,070	SIENNA BREE MONICAL
Kootenay (TKO)	TA1985	-	-	6	2025-09-26	18,998	\$1,729,198	KOOTENAY FIREWOOD LTD.
Kootenay (TKO)	TA2332	-	-	2	2025-09-18	13,261	\$1,205,955	CANADIAN FOREST PRODUCTS LTD.
Kootenay (TKO)	TA2786	-	Fire salvage	2	2025-09-17	5,837	\$178,262	MICHAEL ANDREW SIMON KIT
Kootenay (TKO)	TA2595	-	-	1	2025-07-30	12,373	\$699,172	COURTNEY LIBERA SUTHERLAND
Kootenay (TKO)	TA2325	Value Added	-	2	2025-07-17	9,375	\$543,000	BOX LAKE LUMBER PRODUCTS LTD.
Kootenay (TKO)	TA2643	-	Fire salvage	2	2025-06-23	22,478	\$428,431	THOMAS FINN HAUKAAS
Kootenay (TKO)	TA2374	-	-	4	2025-06-17	16,140	\$1,915,011	THOMAS FINN HAUKAAS
Kootenay (TKO)	TA1418	Value Added	-	2	2025-06-16	30,550	\$3,016,507	NORTH ENDERBY TIMBER LTD.
Kootenay (TKO)	TA2185	-	-	3	2025-05-07	32,747	\$4,371,725	COLE JOSEPH SUTHERLAND
Okanagan-Columbia (TOC)	TA2354	-	-	2	2025-09-24	60,937	\$3,016,382	MERCER FORESTRY SERVICES LTD.
Okanagan-Columbia (TOC)	TA2165	Value Added	-	1	2025-09-18	4,792	\$160,772	WOODCO INDUSTRIES LTD.
Okanagan-Columbia (TOC)	TA2720	-	Fire salvage	2	2025-09-15	7,042	\$86,405	1422520 B.C. LTD
Okanagan-Columbia (TOC)	TA1139	-	Fire salvage	2	2025-09-12	23,839	\$327,309	ERNEST CLINTON DAVID PIVA
Okanagan-Columbia (TOC)	TA2745	-	Fire salvage	1	2025-09-12	5,974	\$145,945	MATTEY BROS.(1980)LTD.
Okanagan-Columbia (TOC)	TA1754	-	-	5	2025-09-11	29,901	\$3,277,150	TOLKO INDUSTRIES LTD.
Okanagan-Columbia (TOC)	TA1829	-	-	4	2025-09-02	16,677	\$1,409,707	JARECO HOLDINGS LTD
Okanagan-Columbia (TOC)	TA1136	Value Added	-	1	2025-08-28	17,799	\$1,073,814	DAKERYN INDUSTRIES LTD.
Okanagan-Columbia (TOC)	TA2522	-	-	4	2025-06-17	6,315	\$727,677	INTERFOR CORPORATION
Okanagan-Columbia (TOC)	TA1753	-	-	3	2025-06-17	11,629	\$847,289	MERCER FORESTRY SERVICES LTD.
Coast								
Chinook (TCH)	TA0519	-	-	1	2025-09-22	10,212	\$570,238	OCEANVIEW FOREST PRODUCTS LTD.
Chinook (TCH)	TA2304	-	-	2	2025-09-22	1,350	\$25,313	FROG HOLLOW FOREST PRODUCTS LTD.
Chinook (TCH)	TA2569	-	-	1	2025-09-19	35,390	\$148,284	JFI FORESTRY LTD.
Chinook (TCH)	TA2173	-	-	2	2025-09-19	29,321	\$613,689	SENICA LOGGING LTD.
Chinook (TCH)	TA2490	-	-	3	2025-09-03	38,549	\$1,377,356	1384075 B.C. LTD.
Chinook (TCH)	TA2939	-	-	1	2025-08-14	321	\$2,390	CLEAR CLEAN LOGGING LTD.
Chinook (TCH)	TA2688	Value Added	-	1	2025-07-29	28,537	\$658,919	SIGURDSON FOREST PRODUCTS CHILLIWACK LTD.
Chinook (TCH)	TA0525	-	-	4	2025-06-26	54,284	\$4,185,839	686551 BC LTD
Chinook (TCH)	TA2684	-	-	4	2025-06-26	26,791	\$1,885,283	1384075 B.C. LTD.
Chinook (TCH)	TA0043	-	-	2	2025-06-19	33,749	\$2,178,160	ALPINE BACKHOE SERVICES LTD.
Seaward-Tlasta (TST)	TA2064	-	-	5	2025-09-24	29,344	\$4,244,973	A & A TRADING LTD.
Seaward-Tlasta (TST)	TA2902	-	-	5	2025-09-24	16,787	\$2,428,448	A & A TRADING LTD.
Seaward-Tlasta (TST)	TA2940	Value Added	-	1	2025-08-14	32,958	\$979,623	SSD SAWMILL SALES DIRECT LTD.
Strait of Georgia (TSG)	TA2556	Value Added	-	1	2025-09-23	22,121	\$1,586,961	THOMPSON RIVER VENEER PRODUCTS LTD.
Strait of Georgia (TSG)	TA2327	-	-	1	2025-09-18	40,471	\$814,681	JAMIE DEAN DERHOUSOFF
Strait of Georgia (TSG)	TA2890	Value Added	-	2	2025-09-10	15,904	\$931,497	A.J. FOREST PRODUCTS LTD.
Strait of Georgia (TSG)	TA2499	-	-	6	2025-08-13	35,734	\$2,782,964	RAY BOYD LOGGING LTD.
Strait of Georgia (TSG)	TA2542	-	-	5	2025-07-23	40,562	\$3,093,664	ALPINE BACKHOE SERVICES LTD.
Strait of Georgia (TSG)	TA2378	-	-	1	2025-07-18	19,526	\$316,907	JWM FORESTRY LTD.
Strait of Georgia (TSG)	TA2792	-	-	8	2025-07-17	13,147	\$1,387,534	OTTER POINT TIMBER LTD.

Business Area	Licence	Value Added	Includes Fire Salvage	# of Bidders	Issued	Volume (cubic metres)	Max Value	Client
Strait of Georgia (TSG)	TA0702	Value Added	-	3	2025-06-26	29,939	\$3,652,558	CANADIAN BAVARIAN MILLWORK & LUMBER LTD.
Strait of Georgia (TSG)	TA0911	Value Added	-	1	2025-06-18	14,644	\$478,712	S. & R. SAWMILLS LTD.
Strait of Georgia (TSG)	TA2645	-	-	5	2025-06-06	27,275	\$2,661,495	WOLF LAKE LOGGING LTD.
Strait of Georgia (TSG)	TA2486	-	-	2	2025-05-23	28,576	\$1,806,860	ISLAND TIMBERLANDS GP LTD.
Strait of Georgia (TSG)	TA2507	-	-	5	2025-04-10	24,636	\$2,648,863	ISLAND TIMBERLANDS GP LTD.

Licence Not Awarded

Business Area	Licence	Value Added	Includes Fire Salvage	Auction	Volume (cubic metres)	No Sale Rationale
North Interior						
Peace-Liard (TPL)	TA1362	-	-	2025-08-27	52,412	No Bids Received (NB)
Peace-Liard (TPL)	TA2671	-	Fire salvage	2025-08-12	29,648	No Bids Received (NB)
South Interior						
Okanagan-Columbia (TOC)	TA2527	-	-	2025-08-07	2,201	No Bids Received (NB)
Coast						
Seaward-Tlasta (TST)	TA1628	-	-	2025-06-24	32,958	No Bids Received (NB)
Strait of Georgia (TSG)	TA2851	-	-	2025-09-04	14,402	No Bids Received (NB)

No Bids Month over Month

