

# Sector Snapshot 2020: B.C. Food and Beverage Processing

**B.C.'s food and beverage processing sector comprises the processing of agriculture, seafood, and food & beverage products in B.C.**

- The food and beverage processing industry is comprised of 3,179 establishments and is the second-largest processing sector in the province for sales.

## FOOD AND BEVERAGE PROCESSING KEY FACTS

- **Sales: \$11.1 billion**
- **GDP: \$3.3 billion**
- **Share of Provincial Total GDP\*: 1.4%**
- **Exports: \$4.8 billion**
- **Food and Beverage Processing Jobs: 35,000**
- Food and beverage processing in B.C. generated \$11.1 billion in 2020, a 5.5% increase over 2019.
- Top sales: \$2.3 billion in beverages; \$1.8 billion in dairy products; \$1.7 billion in meat and poultry products; \$1.7 billion in other food products\*\*; \$0.9 billion in fruit and vegetable products; \$0.9 billion in bakery and tortilla products; \$0.8 billion in animal food products; and \$0.3 billion in seafood products.
- Combined sales from B.C. breweries, wineries, and distilleries amounted to \$1.7 billion in 2020, up 21% over 2019.
- Food and beverage processing accounted for 62% of B.C.'s total agriculture, seafood and food and beverage processing industry GDP in 2020, with contributions of \$3.3 billion.
- In 2020 B.C. ranked third among provinces in Canada in beverage processing sales and fourth in food processing sales.

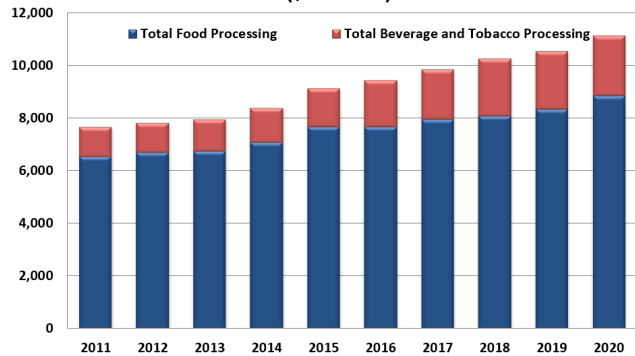
\*GDP excluding unlicensed cannabis.

\*\* Other food processing products includes snack foods; coffees and teas; flavouring syrups & concentrates; seasonings and dressings, cut, peeled, polished or sliced vegetables; manufactured pizzas; soup mixes; prepared meals and sandwiches for the wholesale market; and honey; etc.

## FOOD AND BEVERAGE INTERNATIONAL EXPORTS

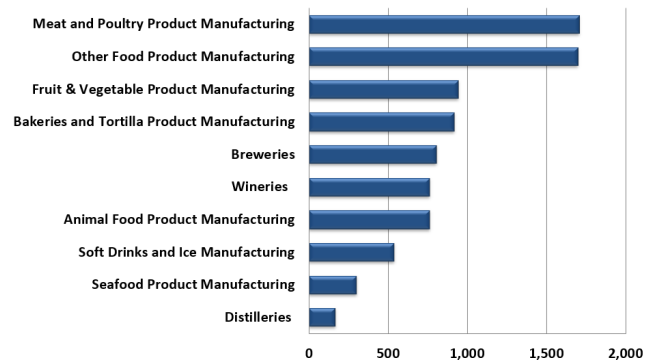
- In 2020 B.C. exported agriculture, seafood and food & beverage products worth \$4.8 billion to 151 different international markets.
- Top five exports: \$566 million in farmed Atlantic salmon; \$439 million in food preparations for manufacturing and natural health products; \$258 million in baked goods; \$249 million in mushrooms; \$236 million in blueberries.

**B.C. Food and Beverage Processing Sector Sales (\$ Millions)**



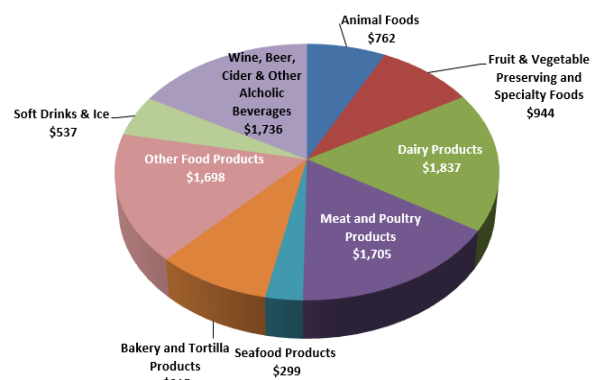
Source: Adapted from Statistics Canada, Table 16-10-0048-01

**B.C. Top Food and Beverage Processing Sectors by Sales, 2020 (\$ Millions)**



Source: Adapted from Statistics Canada, Table 16-10-0048-01

**B.C. Food and Beverage Sector Sales by Select Industry Type, 2020 (\$ Millions)**



Source: Adapted from Statistics Canada, Table 16-10-0048-01