

Sector Snapshot 2020: B.C. Agriculture, Seafood and Food & Beverage Processing

British Columbia's agriculture, seafood and food and beverage industry includes primary production in agriculture, aquaculture and commercial fisheries, and processing of food and beverages.

➤ Over 200 primary agriculture products and about 100 fish, shellfish and marine plant species are produced in B.C.

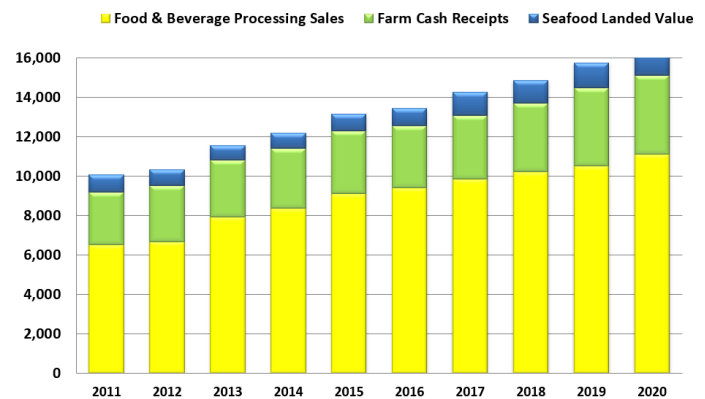
KEY FACTS

- ◆ Sales: \$16.11 billion
 - ◆ GDP: \$5.26 billion
 - ◆ Share of Provincial Total GDP*: 2.2%
 - ◆ International Exports: \$4.8 billion
 - ◆ Total Agriculture, Seafood and Food & Beverage Processing Sector Jobs: 68,200
- B.C. agriculture, seafood and processed food & beverage sales were \$16.11 billion in 2020, 3.3% higher than in 2019.
- Total sales include \$4.03 billion in agriculture, \$0.98 billion in seafood, and \$11.1 billion in food and beverage processing.
- Growth in sales occurred in the primary agriculture sector (2.1%) and in the food and beverage processing sector (5.5%). Decline in sales was seen in the seafood (aquaculture and commercial fishing) sector (13.4%).
- Total estimated agriculture, seafood and food & beverage processing GDP at \$5.26 billion increased 1.95% over 2019 and accounted for 2.2% of B.C.'s total GDP* in 2020.
- * GDP excluding unlicensed cannabis.

INTERNATIONAL EXPORTS

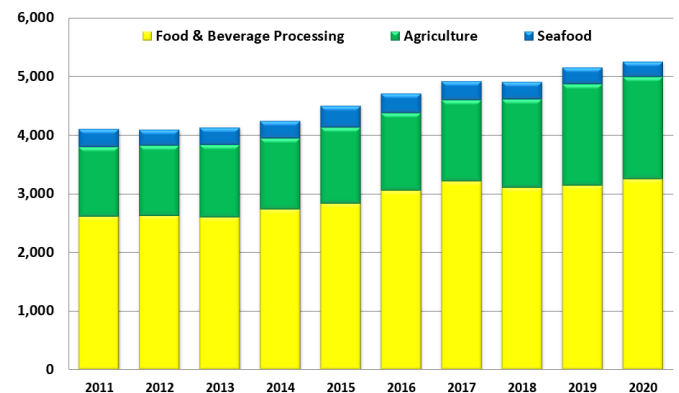
- B.C. exported a record \$4.8 billion in agriculture, seafood and processed food and beverage products to 151 different international markets in 2020.
- Total export sales of \$4.8 billion were 3.2% higher than the previous year in 2019.
- B.C.'s top five export markets in 2020: United States (\$3.6 billion), China (\$398.7 million), Japan (\$186.1 million), South Korea (\$139.5 million) and Hong Kong (\$96.9 million)
- The fastest growing of the top 10 exports markets were South Korea (38%); Hong Kong (35%); Vietnam (18%); and Australia (9%).
- Top five export commodities: \$566 million in farmed Atlantic salmon; \$439 million in food preparations for manufacturing and natural health products; \$258 million in baked goods; \$249 million in mushrooms; \$236 million in blueberries.

Total Agriculture, Food and Seafood Sector Sales (\$ Millions)



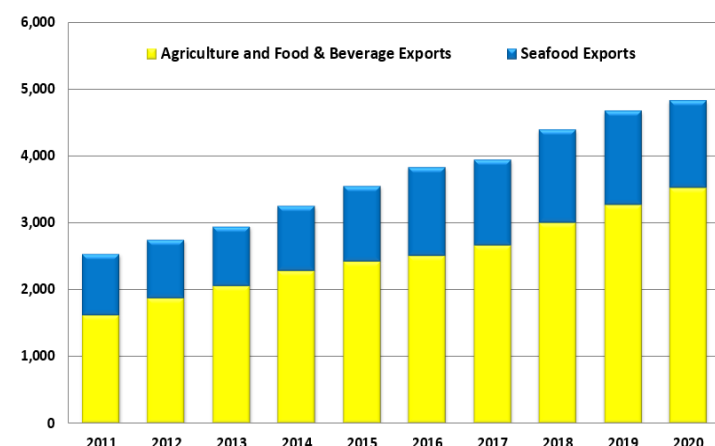
Sources: Adapted from Statistics Canada; and B.C. Ministry of Agriculture, Food and Fisheries

B.C. Agriculture, Seafood and Food & Beverage Processing GDP (\$ Millions)



Source: Adapted from Statistics Canada, Table 36-10-0402-01

B.C. Agriculture, Seafood and Processed Food & Beverage Exports (\$ Millions)



Source: Adapted from Agriculture and Agrifood Canada, CATSNET Analytics