

Sector Snapshot 2019: B.C. Agriculture, Seafood and Food & Beverage Processing

Sector Defined: British Columbia's agriculture, seafood and food and beverage industry includes primary production in agriculture, aquaculture and commercial fisheries, and processing of food and beverages.

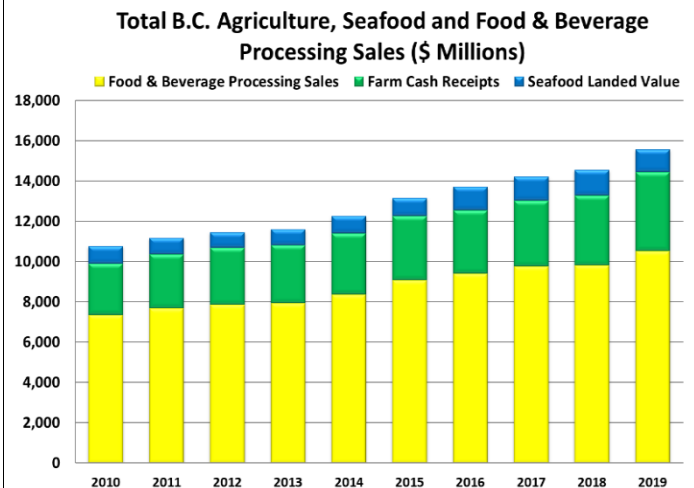
➤ Over 200 primary agriculture products and about 100 fish, shellfish and marine plant species are produced in B.C.

KEY FACTS

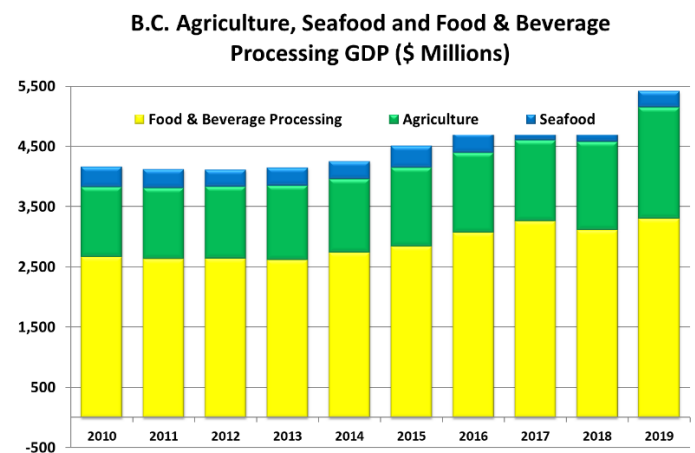
- ◆ **Sales: \$15.53 billion**
 - ◆ **GDP: \$5.4 billion**
 - ◆ **Share of Provincial Total GDP*: 2.2%**
 - ◆ **International Exports: \$4.7 billion**
 - ◆ **Total Agriculture, Seafood and Food & Beverage Processing Sector Jobs: 66,400**
- B.C. agriculture, seafood and processed food & beverage sales were \$15.53 billion in 2019, 6.8 percent higher than sales in 2018.
- Total sales include \$3.9 billion in agriculture, \$1.11 billion in seafood, and \$10.5 billion in food and beverage processing.
- Growth in sales occurred in the primary agriculture sector by 13.3 percent and in the food and beverage processing sector by 7.1 percent. Declines in sales were seen in the seafood (aquaculture and commercial fishing) sector by 13.2 percent.
- Total estimated agriculture, seafood and food & beverage processing GDP at \$5.4 billion increased 10.8 percent over 2018 and accounted for 2.2 percent of B.C.'s total GDP* in 2019.
- * GDP excluding unlicensed cannabis.

INTERNATIONAL EXPORTS

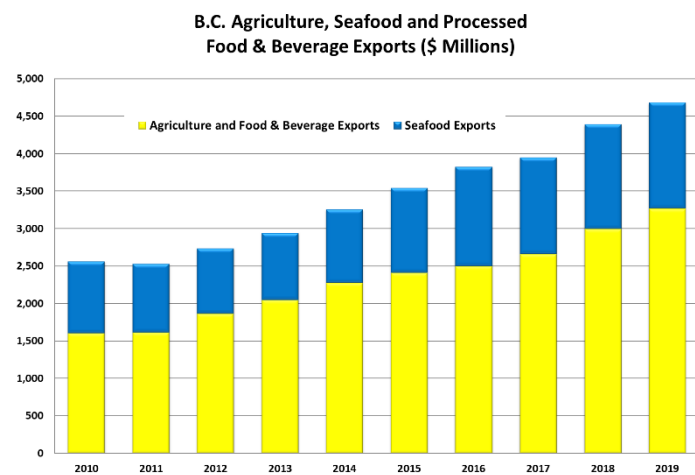
- B.C. exported a record \$4.7 billion in agriculture, seafood and processed food and beverage products to 152 different international markets in 2019.
- Total export sales of \$4.7 billion were seven percent higher than the previous year in 2018.
- B.C.'s Top Five Export Markets in 2019: United States \$3.4 billion; China \$452 million; Japan \$209 million; South Korea \$101 million; and Hong Kong \$72 million.
- The fastest growing of the top 10 exports markets were South Korea (38 percent); United Kingdom (31 percent); Australia (26 percent); and U.S. (10 percent).
- Top Five Exports: \$562 million in farmed Atlantic salmon; \$377 million in food preparations for manufacturing and natural health products; \$273 million in blueberries; \$244 million in baked goods; \$230 million in mushrooms.



Sources: Adapted from Statistics Canada; and B.C. Ministry of Agriculture 2020.



Source: Adapted from Statistics Canada, Table 36-10-0402-01



Source: Adapted from Agriculture and Agrifood Canada, CATSNET Analytics