

Sector Snapshot 2019: B.C. Food and Beverage Processing

Sector Defined: B.C.'s food and beverage processing sector comprises the processing of agriculture, seafood, and food & beverage products in B.C.

- The food and beverage processing industry is comprised of 2,997 establishments and is the second largest processing sector in the province in sales.

FOOD AND BEVERAGE PROCESSING KEY FACTS

- **Sales: \$10.5 billion**
- **GDP: \$3.3 billion**
- **Share of Provincial Total GDP*: 1.3%**
- **Exports: \$4.7 billion**
- **Food and Beverage Processing Jobs: 35,900**
- Food and beverage processing in B.C. generated \$10.5 billion in 2019, a 7.1 percent increase over 2018.
- Top Sales: \$1.9 billion in beverages; \$1.9 billion in meat and poultry products; \$1.7 billion in other food products**; \$1.6 billion in dairy products; \$0.9 billion in bakery and tortilla products; \$0.8 billion in animal food products; \$0.7 billion in fruit and vegetable products; and \$0.5 billion in seafood products.
- Combined sales from B.C. breweries, wineries, and distilleries amounted to \$1.4 billion in 2019, up 11 percent over 2018.
- Food and beverage processing accounted for 61 percent of B.C.'s total agriculture, seafood and food & beverage processing industry GDP in 2019, with contributions of \$3.3 billion.
- In 2019 B.C. ranked third among provinces in Canada in beverage processing sales and fourth in food processing sales.

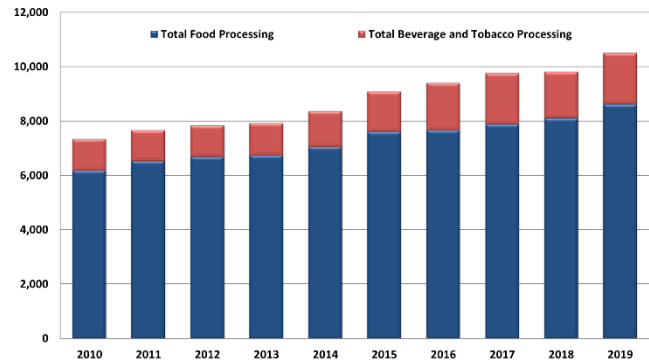
*GDP excluding unlicensed cannabis.

** Other food processing products includes: snack foods; coffees and teas; flavouring syrups & concentrates; seasonings and dressings, cut, peeled, polished or sliced vegetables; manufactured pizzas; soup mixes; prepared meals and sandwiches for the wholesale market; and honey; etc.

FOOD AND BEVERAGE INTERNATIONAL EXPORTS

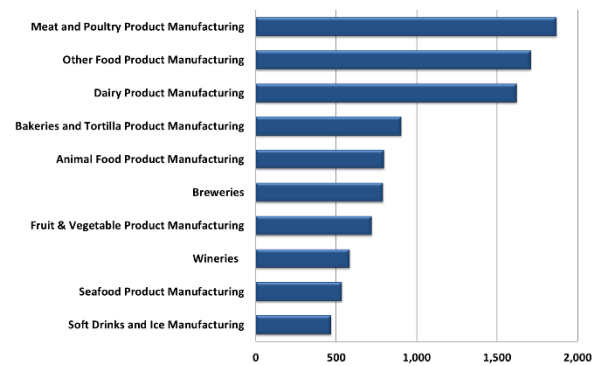
- In 2019 B.C. exported \$4.7 billion worth of agriculture, seafood and food & beverage products to 152 different international markets.
- Top Five Exports: \$562 million in farmed Atlantic salmon; \$377 million in food preparations for manufacturing and natural health products; \$273 million in blueberries; \$244 million in baked goods; \$230 million in mushrooms.

B.C. Food and Beverage Processing Sector Sales (\$ Millions)



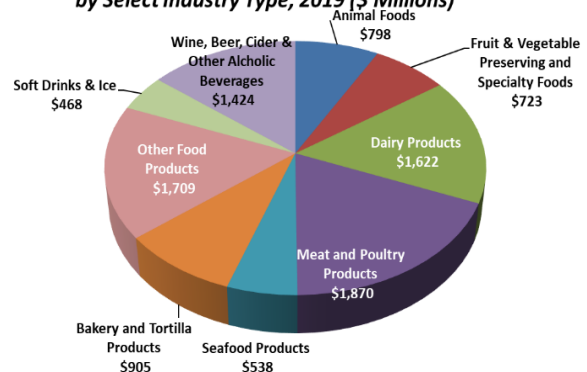
Source: Adapted from Statistics Canada, Table 16-10-0048-01

B.C. Top Food and Beverage Processing Sectors by Sales, 2019 (\$ Millions)



Source: Adapted from Statistics Canada, Table 16-10-0048-01

B.C. FOOD AND BEVERAGE SECTOR SALES by Select Industry Type, 2019 (\$ Millions)



Source: Adapted from Statistics Canada, Table 16-10-0048-01