

Sector Snapshot 2017: B.C. Seafood

Sector Defined: B.C.'s seafood sector comprises primary production from commercial fishing and aquaculture. Seafood does not include post-vessel or post-farm processing.

- B.C. is consistently ranked as the 4th largest farmed Atlantic salmon producer in the world.
- B.C. lead the nation in sales of farmed and wild salmon, halibut, rockfish, hake, tuna and farmed oysters and clams.

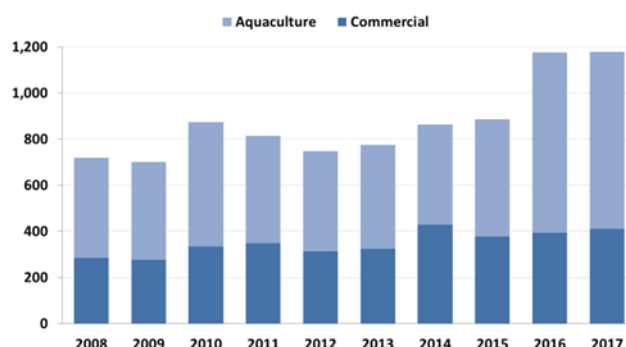
SEAFOOD KEY FACTS

- ◆ **Sales: \$1.2 billion**
 - ◆ **Harvest: 279,400 tonnes**
 - ◆ **GDP: \$338 million**
 - ◆ **Share of Provincial Total GDP: 0.2%**
 - ◆ **International Exports: \$1.3 billion**
 - ◆ **Seafood Jobs: 4,500**
- Total sales of primary seafood production in B.C. were \$1.18 billion in landed and farm-gate value – an increase of 0.3 per cent above 2016.
 - Approximately 2,400 vessels harvested 1.9 per cent less wild fish, shellfish and marine plants in 2017 than in 2016.
 - The 182,900-tonne commercial fishery harvest generated a total landed value of \$410.2 million – up 4.1 per cent over 2016.
 - In 2017, there were 690 operations licenced to farm finfish, shellfish and marine plants in B.C. waters.
 - The total aquaculture harvest of 96,500 tonnes was down 8.5 per cent from the previous year, while the farm-gate value dropped 1.7 per cent to \$768.2 million.
 - Top 10 seafood commodities in terms of sales were farmed Atlantic salmon, halibut, crabs, wild geoducks, farmed Pacific salmon, prawns, wild sablefish, herring, rockfish, and chum salmon.
 - Total estimated GDP for seafood was \$338 million and accounted for 0.2 per cent of B.C.'s total GDP.

SEAFOOD INTERNATIONAL EXPORTS

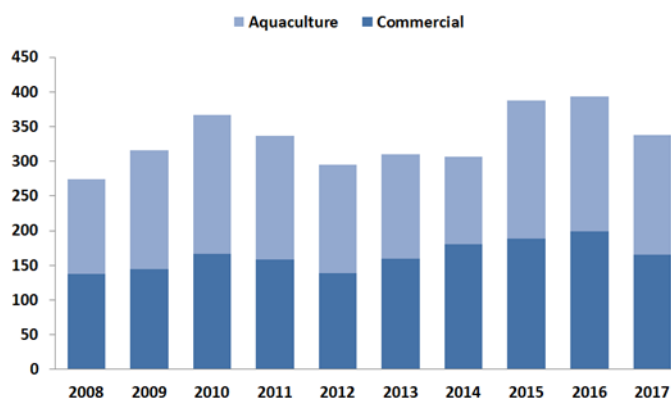
- Seafood products include primary production products and post-vessel and post-farm processed products.
- In 2017, B.C. exported \$1.3 billion in seafood products to 73 markets, a decrease of 3 per cent in value from 2016.
- Top Five Seafood Export Markets: United States \$777 million (60 per cent); China \$257 million (20 per cent); Japan \$111 million (nine per cent); Hong Kong \$33 million (three per cent); and Ukraine \$19 million (two per cent).
- The fastest growing export markets of the top 10 markets were Macao (130 per cent), Hong Kong (41 per cent) and Japan (4 per cent).
- Top Five Seafood Exports: \$512 million in farmed Atlantic salmon; \$131 million in crabs; \$72 million in hake; \$57 million in geoduck clams; and \$55 million in herring.

B.C. Aquaculture & Commercial Fisheries Sales
(\$ Millions)



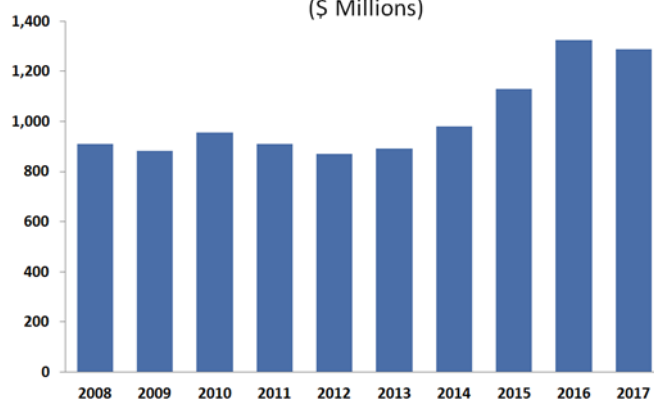
Source: BC Ministry of Agriculture, Seafood Year in Review

B.C. Aquaculture & Commercial Fisheries GDP
(\$ Millions)



Source: Statistics Canada, Table 36-10-0402-01 (formerly CANSIM 379-0030)

B.C. Seafood Exports
(\$ Millions)



Source: Statistics Canada CATSNET Analytics (March 2018)