

Sector Snapshot 2023

Secondary Manufacturing: Food, Beverage & Tobacco Product

Contact: ALSTATS@gov.bc.ca

British Columbia's agriculture & fisheries secondary manufacturing (mfg) sector include industries defined in the [North American Industry Classification System](#) (NAICS) under: food manufacturing [311], beverage & tobacco product manufacturing [312] unless stated otherwise. For trade data, secondary manufacturing of agriculture products are also included defined under NAICS as [313](#), [316](#), [325](#) and [339](#).

\$13.2bn

Revenue from Goods (1)

40,260

Number of Jobs (2)

\$3.2bn

GDP Chained (2017) Dollars

6,966

Number of TFWs (6)

B.C. Secondary Manufacturing, Top Export Commodities, 2023 (5)

Commodity	Export (\$)	% Change YoY
Other food preparations	\$515M	-7.9% ▼
Baked goods	\$465M	1.8% ▲
Tallow	\$336M	-26.6% ▼

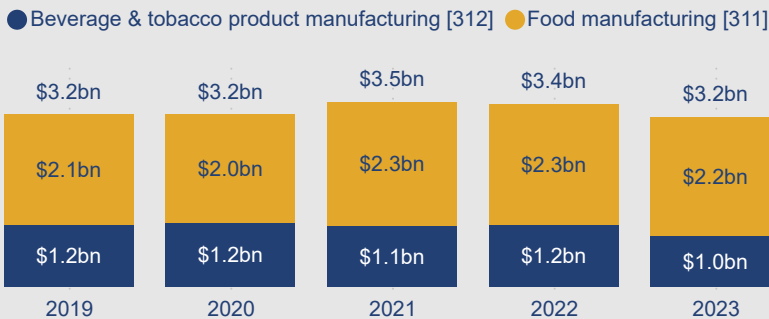
B.C. Secondary Manufacturing, Top Export Destinations, 2023 (5)

Country	Export (\$)	% Change YoY
US	\$2,681M	-7.7% ▼
China	\$231M	51.1% ▲
Japan	\$169M	-10.7% ▼

B.C. Top Manufacturing Sectors, Revenue from Goods, 2023 (1)

NAICS	Revenue from goods ...
Meat product manufacturing [3116]	\$2,514M
Beverage manufacturing [3121]	\$2,498M
Other food manufacturing [3119]	\$1,636M
Animal food manufacturing [3111]	\$1,179M
Bakeries & tortilla manufacturing [3118]	\$1,128M
Seafood product preparation & packaging [3117]	\$597M
Fruit & vegetable preserving & specialty food m...	\$574M

B.C. Secondary Manufacturing, GDP Chained (2017) Dollars (3)

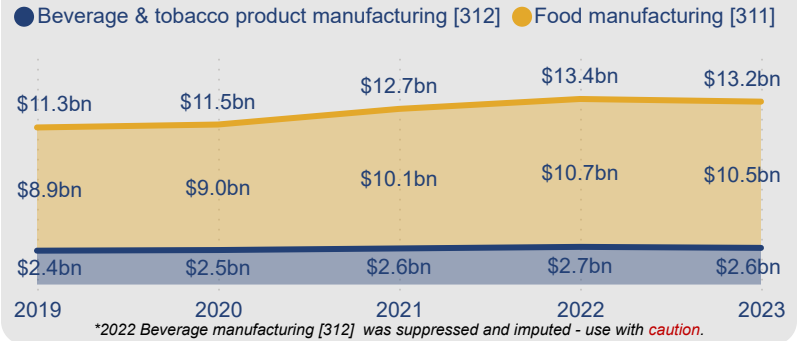


B.C. Ministry of Agriculture and Food estimates based on the following sources:

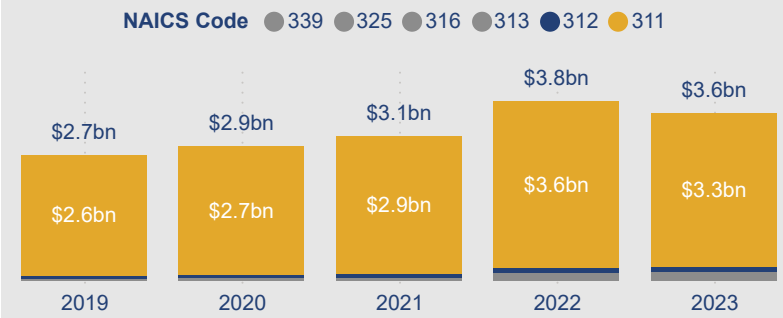
- (1) Revenue from goods manufactured, Statistics Canada. [Table 16-10-0117-01 Principal statistics for manufacturing industries, by North American Industry Classification System \(NAICS\) \(x 1,000\)](#)
- (2) Statistics Canada. [Table 36-10-0489-01 Labour statistics consistent with the System of National Accounts \(SNA\), by job category and industry](#)
- (3) Statistics Canada. [Table 36-10-0402-01 Gross domestic product \(GDP\) at basic prices, by industry, provinces and territories \(x 1,000,000\)](#)
- (4) Statistics Canada. [Table 32-10-0052-01 Net farm income \(x 1,000\)](#)
- (5) B.C. Ministry of Agriculture and Food estimates based on the [Canadian International Merchandise Database](#).
- (6) Statistics Canada. [Table 32-10-0218-01 Temporary foreign workers in the agriculture and agri-food sectors, by industry](#). No data available for tobacco & other secondary manufacturing.
- (7) Custom data at NAICS level 6 from BC Stats, [Number of Business by Regional District](#)

Note: data loaded on **January 9, 2025** and subject to historic revisions.

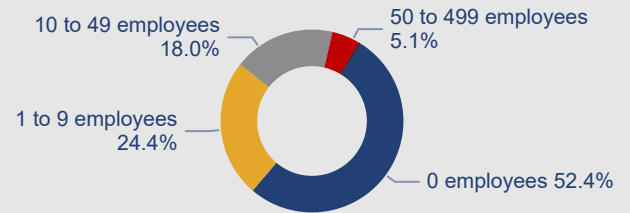
B.C. Secondary Manufacturing, Revenue from Goods (1)*



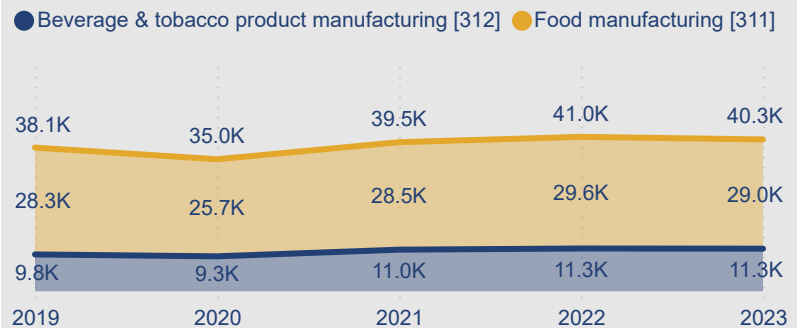
B.C. Secondary Manufacturing, Export Value (5)



B.C. Secondary Manufacturing, Registered Businesses by Employee Count, 2023 (7)



B.C. Secondary Manufacturing, Jobs (2)



B.C. Food & Beverage Manufacturing, Number of Temporary Foreign Workers (TFWs) (6)

