



Sector Snapshot 2023

Seafood and Fisheries

British Columbia's seafood and fisheries sector include industries defined in the [North American Industry Classification System](#) (NAICS) as:

Seafood = seafood product preparation & packaging [3117]
 Fisheries = Fishing, hunting and trapping [114] + Aquaculture [1125]

\$1.6bn

Revenue from goods (1, 4, 7)

4,515

Number of jobs (2)

\$553K

GDP chained (2017) dollars (3)

242

Number of TFWs (6)

B.C. Seafood & Fisheries, Top Export Commodities, 2023 (5)

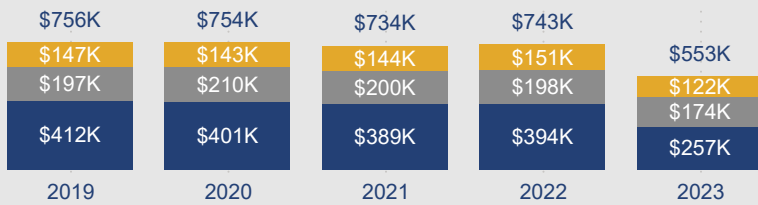
Commodity	Export (\$)	% Change YoY
Atlantic salmon	\$390M	-39.9% ▼
Shrimps and prawns	\$97M	45.5% ▲
Chinook salmon	\$50M	22.2% ▲

B.C. Seafood & Fisheries, Top Export Destinations, 2023 (5)

Country	Export (\$)	% Change YoY
US	\$747M	-29.2% ▼
China	\$398M	42.0% ▲
Japan	\$55M	-32.8% ▼

B.C. Seafood & Fisheries, GDP Chained (2017) Dollars (3)

NAICS Code ● 112 ● 114 ● 311



B.C. Seafood & Fisheries, Top Species by Wholesale Value, 2023 (8)

Species	Value (\$)	% Change YoY
Atlantic Salmon	\$554M	-43% ▼
Crabs	\$224M	10% ▲
Sockeye	\$155M	-25% ▼
Other Freshwater	\$125M	3442% ▲
Prawns	\$83M	-6% ▼
Geoduck clams	\$74M	20% ▲

B.C. Ministry of Agriculture and Food estimates based on the following sources:

- (1) Statistics Canada. [Table 16-10-0117-01 Principal statistics for manufacturing industries, by NAICS](#)
- (2) Statistics Canada. [Table 36-10-0489-01 Labour statistics consistent with the System of National Accounts \(SNA\), by job category and industry](#)
- (3) Statistics Canada. [Table 36-10-0402-01 Gross domestic product \(GDP\) at basic prices, by industry, provinces and territories \(x 1,000,000\)](#)
- (4) Statistics Canada. [Table 32-10-0107-01 Aquaculture, production and value](#)
- (5) BC Ministry of Agriculture and Food estimates based on the [Canadian International Merchandise Database](#).
- (6) Statistics Canada. [Table 32-10-0218-01 Temporary foreign workers in the agriculture and agri-food sectors, by industry](#)
- (7) Department of Fisheries and Oceans (DFO) Canada. [Seafisheries Landings <https://www.dfo-mpo.gc.ca/stats/commercial/sea-maritimes-eng.htm>](#)
- (8) BC Ministry of Agriculture and Food, Annual Fisheries Production Schedule

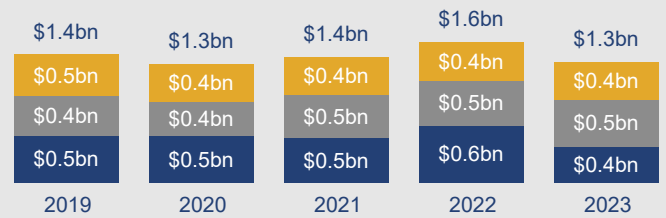
Note: data loaded on **December 4, 2024** and subject to historic revisions.

B.C. Seafood & Fisheries, Revenue from Goods (1, 4, 7)

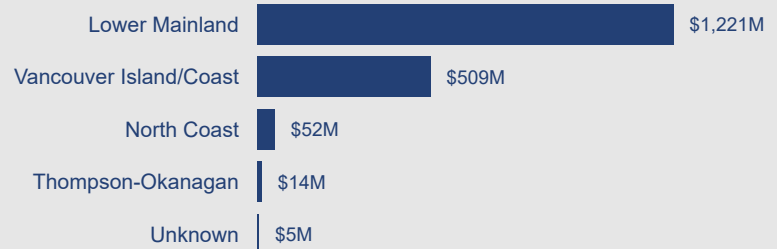


B.C. Seafood & Fisheries, Export Value (5)

NAICS Code ● 112 ● 114 ● 311

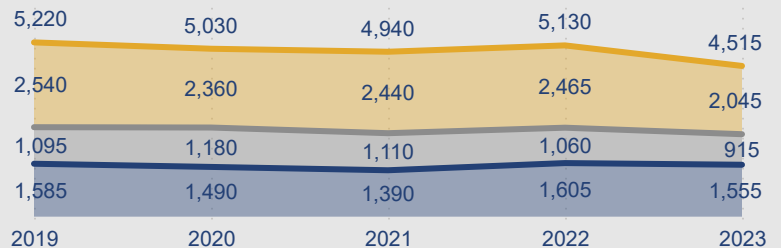


B.C. Seafood & Fisheries Wholesale Value, by Processing Regions, 2023 (8)



B.C. Seafood & Fisheries, Total Number of Jobs (2)

NAICS Code ● 112 ● 114 ● 311



B.C. Seafood (Excludes Fisheries), Number of Temporary Foreign Workers (TFWs) (6)

