



Sector Snapshot 2023

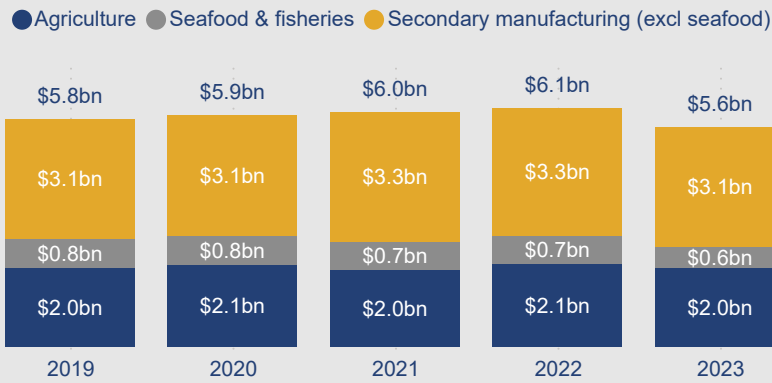
All Sectors: Agriculture, seafood & fisheries, and secondary manufacturing

As defined in the [North American Industry Classification System](#) (NAICS), British Columbia's agriculture sectors are as follows:

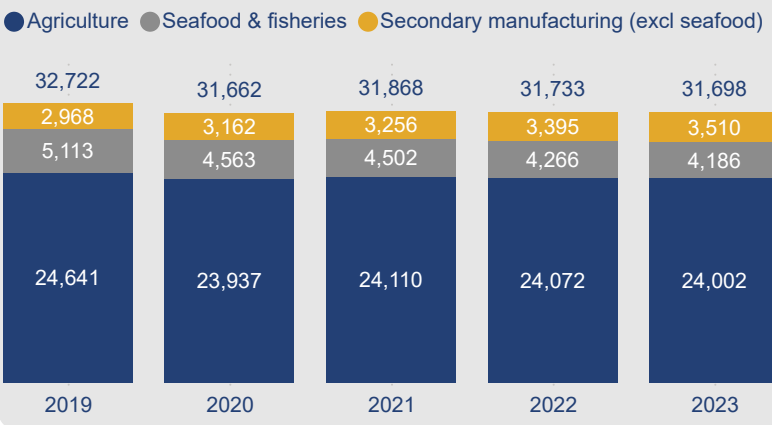
- (1) Agriculture (or primary agriculture):
Crop production (except unlicensed cannabis) [111], Animal production (except aquaculture) [112] and support activities for crop and animal production [115].
- (2) Seafood & Fisheries:
fishing, hunting & trapping [114], aquaculture [1125] and seafood processing [3117]
- (3) Secondary Manufacturing (mfg):
food manufacturing [311] (except seafood), beverage & tobacco manufacturing [312] as well as NAICS [313], [315], [316], [325] and [339] where applicable.

Contact: ALSTATS@gov.bc.ca

B.C. GDP Chained (2017) Dollars (3)



B.C. Business Counts by Sector (11)

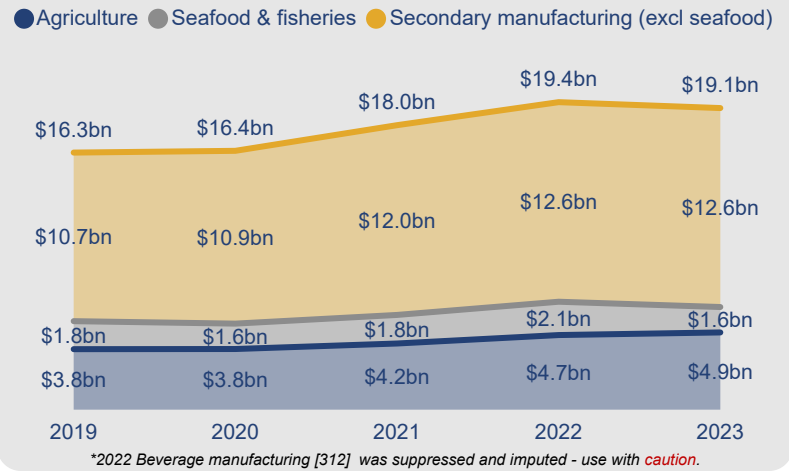


B.C. Ministry of Agriculture and Food estimates based on the following:

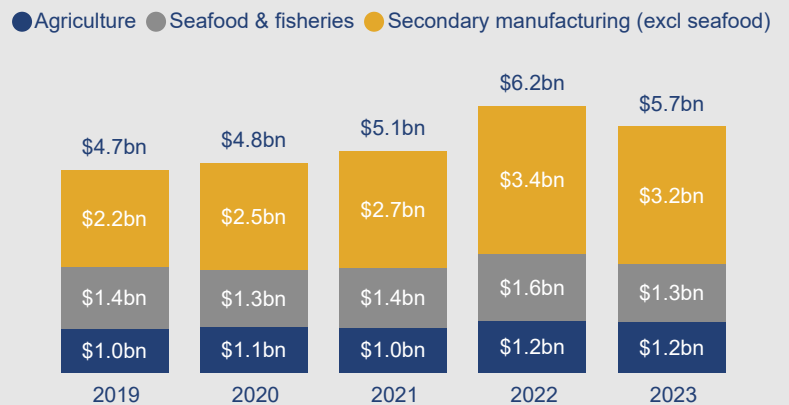
- (1) Revenue from goods manufactured, Statistics Canada. [Table 16-10-0117-01 Principal statistics for manufacturing industries, by North American Industry Classification System \(NAICS\) \(x 1,000\)](#).
- (2) Statistics Canada. [Table 36-10-0489-01 Labour statistics consistent with the System of National Accounts \(SNA\), by job category and industry](#).
- (3) Statistics Canada. [Table 36-10-0402-01 Gross domestic product \(GDP\) at basic prices, by industry, provinces and territories \(x 1,000,000\)](#).
- (4) Statistics Canada. [Table 32-10-0052-01 Net farm income \(x 1,000\)](#).
- (5) B.C. Ministry of Agriculture and Food estimates based on the [Canadian International Merchandise Database](#).
- (6) Statistics Canada. [Table 32-10-0218-01 Temporary foreign workers in the agriculture and agri-food sectors, by industry. Includes seafood but excludes, fisheries, tobacco & other secondary manufacturing for which estimates are not available.](#)
- (7) Custom data at NAICS level 6 from BC Stats, [Number of Business by Regional District](#)
- (8) Statistics Canada. [Table 32-10-0107-01 Aquaculture, production and value](#)
- (9) Department of Fisheries and Oceans (DFO) Canada. [Seafisheries Landings](#) <https://www.dfo-mpo.gc.ca/stats/commercial/sea-maritimes-eng.htm>
- (10) Statistics Canada. [Table 32-10-0045-01 Farm cash receipts, annual \(x1000\)](#).
- (11) Custom data from BC Stats, December [Number of Businesses by Regional District](#)

Note: data loaded on **February 4, 2025** and subject to historic revisions.

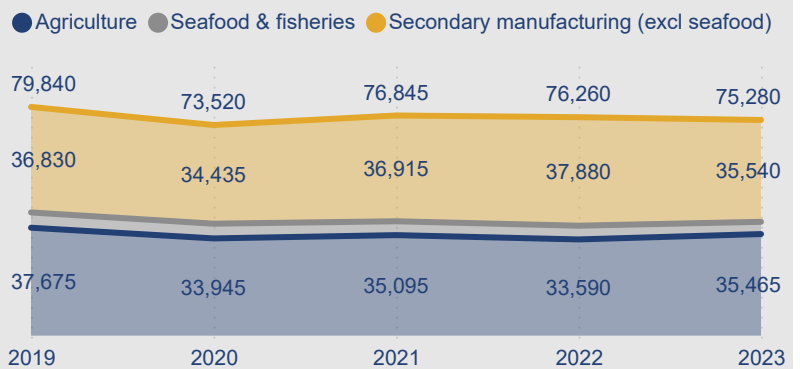
B.C. Revenue from Goods (1, 8-10)*



B.C. Export Value by Sector (6)



B.C. Jobs by Sector (2)



B.C. Number of Temporary Foreign Workers (TFWs) (6)

