



Sector Snapshot 2023

Agriculture (Crops & Livestock)

Contact: ALSTATS@gov.bc.ca

British Columbia's agriculture sector includes primary production of crops and livestock as defined in the [North American Industry Classification System \(NAICS\)](#) under Crop production (except unlicensed cannabis) [111], Animal production (except aquaculture) [112] as well as Support activities for crop and animal production [115] where possible.

4.9bn

Revenue from Goods (1)

33,090

Number of Jobs (2)

\$1.8bn

GDP Chained (2017) Dollars (3)

-\$283M

Net Farm Income (4)

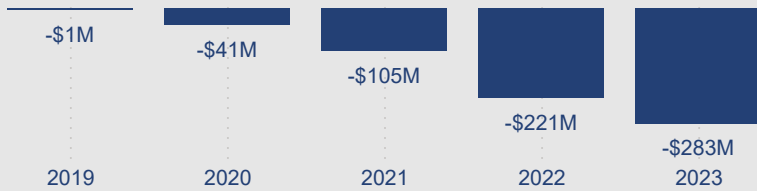
B.C. Agriculture, Top Export Commodities, 2023 (5)

Commodity	Export (\$)	% Change YoY
Mushrooms	\$304M	-3.4% ▼
Potted & bedding plants	\$186M	9.1% ▲
Blueberries, fresh	\$147M	2.4% ▲

B.C. Agriculture, Top Export Destinations, 2023 (5)

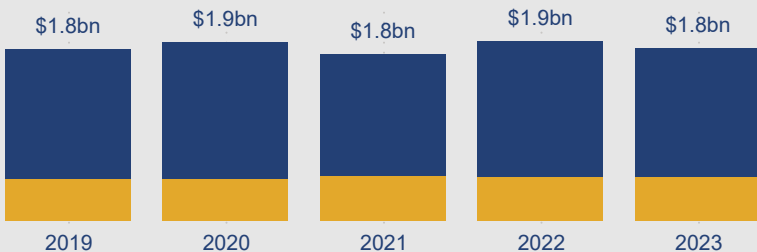
Country	Export (\$)	% Change YoY
US	\$1,027M	-0.3% ▼
China	\$44M	-17.4% ▼
Japan	\$21M	-15.5% ▼

B.C. Net Farm Income (4)



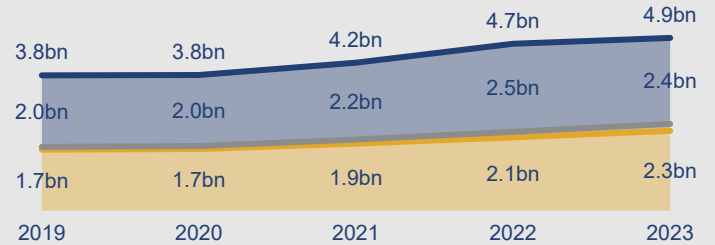
B.C. Agriculture, GDP Chained (2017) Dollars (3)

● Animal production (except aquaculture) [...] ● Crop production (except u...



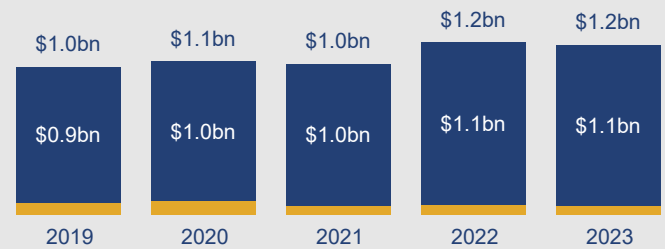
B.C. Agriculture, Revenue from Goods (1)

● Total livestock and livestock... ● Total direct payments ● Total crop receipts



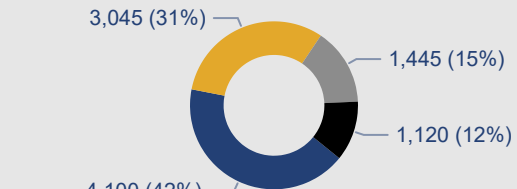
B.C. Agriculture, Export Value (5)

● Animal production (except aquaculture) [112] ● Crop production (except un...



B.C. Number of Farms Reporting by Revenue Class, 2022 (4)

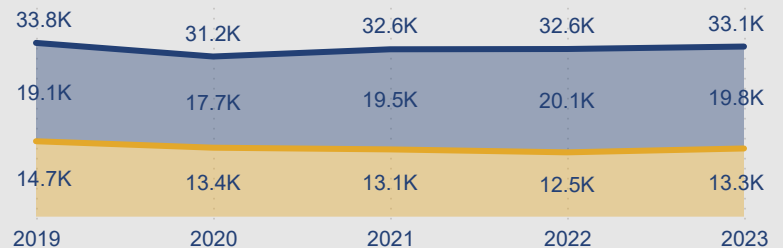
● \$10 - \$49K ● \$50K - \$249K ● \$250K - \$999K ● \$1M+



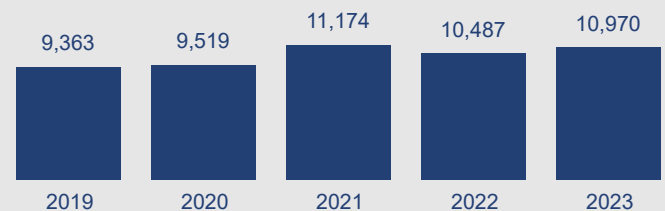
Caution: Excludes the ~40% of B.C. farms with less than \$10K in revenue.

B.C. Agriculture, Total Number of Jobs (2)

● Animal production (except aquaculture) [112A] ● Crop production [111]



B.C. Agriculture, Number of Temporary Foreign Workers (TFWs) (6)



B.C. Ministry of Agriculture and Food estimates based on the following sources:

- (1) Statistics Canada. [Table 32-10-0045-01 Farm cash receipts, annual \(x 1,000\)](#)
- (2) Statistics Canada. [Table 36-10-0489-01 Labour statistics consistent with the System of National Accounts \(SNA\), by job category and industry](#)
- (3) Statistics Canada. [Table 36-10-0402-01 Gross domestic product \(GDP\) at basic prices, by industry, provinces and territories \(x 1,000,000\)](#)
- (4) Statistics Canada. [Table 32-10-0052-01 Net farm income \(x 1,000\)](#)
- (5) B.C. Ministry of Agriculture and Food estimates based on the [Canadian International Merchandise Database](#).
- (6) Statistics Canada. [Table 32-10-0218-01 Temporary foreign workers in the agriculture and agri-food sectors, by industry](#)

Note: data loaded on December 4, 2024 and subject to historic revisions.