

2020 K-12 Public School Food Survey Final Report

Prepared For:
Ministry of Education
Ministry of Health
Ministry of Agriculture

By BC Stats – March 2020

CONTACT

Brooke Somers, Manager, BC Stats, Brooke.Somers@gov.bc.ca

PUBLISH DATE

March 31, 2020

Copyright © 2020, BC Stats. All rights reserved.

This material is owned by BC stats and protected by copyright law. It may not be reproduced or redistributed without the prior written permission of BC Stats. To request permission to reproduce all or part of this material, please complete the copyright permission request form at <http://www.gov.bc.ca/com/copy/req>.

Table of Contents

1. Executive Summary	5
2. Methodology	8
2.1. Survey Instrument Design	8
2.2. Survey Population Development	9
2.3. Survey Administration and Communications	9
2.4. School Profile.....	10
2.5. Comment Insights	12
2.6. Accompanying Report	12
3. Key Findings	13
3.1. School Food Environment	13
3.1.1. Infrastructure.....	13
3.1.2. Morning Break.....	13
3.1.3. Lunch Break.....	14
3.1.4. Policies Related to Food and/or Eating.....	16
3.2. Guidelines for Food & Beverage Sales.....	17
3.2.1. Knowledge of the Guidelines.....	17
3.2.2. Usefulness of the Guidelines	18
3.2.3. Challenges in Implementing the Guidelines	19
3.2.4. Support with the Guidelines	20
3.2.5. Impact of the Guidelines	22
3.2.6. Frequency of Food and/or Beverages for Sale	23
3.2.7. Application of the Guidelines	26
3.3. Meal and Snack Programs.....	27
3.3.1. Type of Programs.....	27
3.3.2. Breakfast Programs.....	30
3.3.3. Lunch Programs.....	31
3.3.4. Snack Programs	32

3.4. Funding	33
3.4.1. Profit Value from Sale of Food and/or Beverages	33
3.4.2. Funding for Meal and/or Snack Programs	34
3.4.3. Challenges in Applying for Food Grants	35
3.5. Feed BC.....	36
3.6. Additional Thoughts	42
4. Appendix A: Survey Instrument.....	46
5. Appendix B: Factground.....	64

1. Executive Summary

The Ministries of Agriculture and Health in partnership with the Ministry of Education conducted the 2020 K-12 Public School Food Survey to gain a better understanding of the food environments and local food procurement in B.C. public schools. In November 2019, the three Ministries approached BC Stats to assist in administering the online survey to all B.C. public standard schools (N=1,395). The survey was initially administered from Wednesday January 29 to Friday February 21, 2020, but due to popular request, the deadline was extended to end of day Friday March 6, 2020. All principals of B.C. public standard schools received an invitation email to participate in the voluntary survey. A total of 503 schools completed the survey, which resulted in a response rate of 36.1%. The following is a high-level summary of the overall B.C. survey results.

School Food Environment

- A total of 13 out of 503 schools (2.6%) have no infrastructure available on-site for preparation or sale of food and/or beverages to students whereas 80.1% have a full kitchen (i.e., stove, oven, fridge, sink, counter space).
- Ninety percent (90.5%) have a break in the morning and the mean time that students have to eat at recess or morning break is 15.73 minutes.
- The mean time that students have to eat lunch is 28.15 minutes. While students eat lunch, staff supervise them the most (91.7%) followed by older students (38.6%). Almost ninety percent (87.7%) of schools indicated students eat lunch in a classroom followed by hallways (24.1%) and 65.8% of schools indicated only a single location whereas 34.2% of schools indicated multiple locations where students eat lunch at their school.
- Schools were asked to indicate which school or school district policies related to food and/or eating are in place at their school (not including provincial policies, such as the Guidelines for Food & Beverage Sales in B.C. Schools) and the top response was related to policies about what food and beverages can be sold to, brought by or provided to students followed by policies about where and when students can eat.
- Almost five percent (3.8%) of schools have a policy that emphasizes the purchase of B.C. produced and processed food and beverages over those from outside the province.

Guidelines for Food & Beverage Sales

- Almost thirty percent (27.8%) of schools have a solid understanding of the Guidelines and know how the Guidelines apply to their school food environment, 49.3% have some understanding and the remainder (22.9%) indicated no understanding of the Guidelines.
- Only 28.0% feel the Guidelines are a useful tool all of the time. However, more than half (55.9%) feel the Guidelines are a useful tool some of the time.

- Approximately twenty percent (20.7%) of schools indicated having no challenges in implementing the Guidelines. However, 31.0% indicated that finding food and beverages that meet the criteria is difficult and is the most challenging in implementing the Guidelines followed by 30.4% indicating that selling food and beverages that meet the criteria causes their school to lose profits.
- Thirty-two percent (32.0%) indicated that their school has not received supports in implementing the Guidelines. Whereas 39.8% indicated receiving support from their school district followed by support from a volunteer from their school community (e.g., parent) (15.9%).
- Approximately sixty percent indicated that it would be helpful to support teachers in teaching about healthy eating in the classroom by providing lesson plans based on Canada's food guide (60.4%) and by providing an educator's guide to interpreting Canada's Dietary Guidelines (58.6%), and under ten percent (8.5%) indicated that nothing is needed to support teachers in teaching about healthy eating in the classroom.
- Forty-five percent (45.5%) indicated that the use of the Guidelines at their school has a positive impact on students' eating behaviours.
- A total of 482 out of 503 schools (95.8%) indicated that their school provides food and/or beverages for sale. Almost twenty-five percent (24.1%) of schools who completed the survey provide food and/or beverages for sale daily, and 56.1% sell food and/or beverages on a weekly basis at a minimum. This is sourced mostly by the PAC (75.1%) followed by staff (35.9%) or a teacher (35.3%) and is purchased mostly from a grocery retail store (not Costco) (66.2%) followed by a food service establishment (e.g., restaurant, fast food outlet) (64.7%).
- Almost seventy percent (68.6%) of schools that provide food and/or beverages for sale apply the Guidelines in over 50% of these food and beverage sales opportunities and only 1.2% do not apply the Guidelines during their food and beverage sales opportunities.

Meal and Snack Programs

- Nine percent (9.1%) of schools do not regularly provide meals or snacks for students.
- Of the schools that do regularly provide meals or snacks (not part of fundraising activities) to students, 62.8% provide breakfast (and of these schools 84.0% provide breakfast daily), 63.7% provide lunch (and of these schools 73.5% provide lunch daily) and 88.4% provide snacks (and of these schools 73.0% provide snacks daily). This is sourced mostly by staff (other than teachers) (69.4%) followed by the PAC (29.3%) or a teacher (27.1%) and is purchased mostly from a grocery retail store (not Costco) (80.3%) followed by a food wholesaler (e.g., Costco) (40.3%).

Funding

- Overall, the mean profit value schools make from the sale of food and/or beverages in an average year is \$4,546.99.
- Approximately half (51.9%) of all schools receive CommunityLINK funds followed by funding from community food programs (45.3%) and PAC or other parent fundraising (41.2%).
- Approximately twenty percent (20.1%) of schools indicated having no challenges in applying for grants for food. Further, 29.0% indicated that their school does not apply for grants for food. Approximately twenty-five percent (23.9%) indicated that available grants are hard to find followed by 19.9% indicating that grants take too long to apply for.

Feed BC

- Most schools (63.0%) indicated that their school chooses B.C./local food over food from outside B.C. either whenever possible (34.2%) or when B.C./local food is comparable in cost (28.8%).
- This statement about school values related to B.C./local food had the highest level of agreement with a mean score of 83 out of 100: *B.C./local food in our school supports the local food economy/agriculture*. The lowest level of agreement (68) was for this statement: *B.C./local food in our school builds our student's social, emotional connections to community-based food systems*.
- The most helpful idea to increase the use of B.C./local food at schools, with a mean score of 77 out of 100, was this idea: *Connections with community organizations, farmers, fishers, traditional gatherers and knowledge keeps who have deep knowledge and relationships with local food*. The least helpful idea (67) for schools was related to information on how to incorporate more B.C./local food in their food purchasing policies/food service contracts.
- Regarding classroom supports (e.g., lesson plans, print resources, videos) to help teachers link B.C. agriculture and local food production information to classroom learning, 43.3% of schools said *Yes* their school would benefit from these classroom supports with an additional 48.3% of schools indicating *Somewhat or Maybe*.

2. Methodology

The Ministries of Agriculture and Health in partnership with the Ministry of Education conducted the 2020 K-12 Public School Food Survey to gain a better understanding of the food environments and local food procurement in B.C. public schools. Data collected from this survey may be used to inform a variety of policies, programs and guidelines related to local food sourcing, nutrition and health-based education initiatives.

In addition to the mandate letter of the Minister of Agriculture (dated July 18, 2017), which lists the following priority *Initiate Feed B.C. to increase the use of B.C.-grown and processed foods in hospitals, schools, and other government facilities*, there is the recent, May 2018, independent audit from the Auditor General of British Columbia titled *Promoting Healthy Eating and Physical Activity in K–12* driving action related to a better understanding of school food environments. Further, the Government of Canada announced, in 2019, its intention to work with provinces and territories towards the creation of a National School Food Program. All these initiatives will support the creation of a thriving school environment for the approximately 553,000 public school students in British Columbia. Feed BC, within the Ministry of Agriculture, funded this survey project.

In November 2019, the three Ministries (Agriculture, Health and Education) approached BC Stats, the provincial government's leader in statistical and economic research, information and analysis, to assist in administering the 2020 K-12 Public School Food Survey. Data from this survey was collected and kept confidential by BC Stats in accordance with the Statistics Act and only aggregated data has been published to be used for statistical and research purposes only.

2.1. Survey Instrument Design

The Ministries of Agriculture, Health and Education originally designed the survey instrument, which was reviewed by BC Stats and minor revisions were made based on best practices to enhance survey administration success. The final survey was then programmed and tested using BC Stats' online data collection system prior to the launch of the online survey.

The survey covered eight sections including: Demographics, School Food Environment, Guidelines, Meal and Snack Programs, Funding, Feed BC, Additional Thoughts and Improvement Grant Draw. Survey questions included both close-ended and open-ended questions and questions with *Other – Please specify* were reviewed and, when necessary, responses were classified back into the available list of options for those survey questions. A copy of the survey instrument can be found in Appendix A of this report.

2.2. Survey Population Development

The survey population of all B.C. public standard schools was obtained from the B.C. K-12 School and District Contact Information page of the Ministry of Education website (<http://www.bced.gov.bc.ca/apps/imcl/imclWeb/Home.do>). An Excel extract of all school information was downloaded on Tuesday January 28, 2020, from this website to use as the survey population¹. This census survey population of all B.C. public standard schools included 1,395 schools. The survey was intended to only be completed once per school, by the principal or their designate (e.g., another school staff member who has knowledge of the school food environment).

2.3. Survey Administration and Communications

The survey was initially administered from Wednesday January 29 to Friday February 21, 2020, but due to popular request, the deadline was extended to end of day Friday March 6, 2020. All principals of B.C. public standard schools received an invitation email to participate in the voluntary survey on Wednesday January 29, 2020.

A first reminder email to schools who had not yet completed their survey was sent on Tuesday February 11, 2020 and one week later a second reminder email was sent (on Tuesday February 18, 2020). On Tuesday February 25, 2020 (after the original deadline), another email was sent to principals of schools who had not yet completed their survey informing them of the extension to complete their survey.

A total of 503 schools completed the survey, which resulted in a response rate of 36.1%. A draw for one of three available \$500 grants to make school food environment improvements was offered to schools who completed the survey in order to increase the response rate. Information about the draw was included in the invitation and reminder emails, and at the end of the survey schools were asked if they were interested in participating in the draw.

Prior to the launch of the online survey, the Ministry of Education sent a Deputy Minister Bulletin on Friday January 24, 2020, which was distributed by email to all Superintendents who are then responsible for distributing the bulletin, as appropriate, throughout their school district. Below is the bulletin *For the Week of January 27, 2020*:

FOR INFO, SUPERINTENDENTS & PRINCIPALS – School Food Survey: A survey is being conducted by the Ministries of Agriculture and Health in partnership with the Ministry of Education to gain a better understanding of the food environments and local food procurement in B.C. public schools. BC Stats will be administering the online survey and data collected may be used to inform a variety of policies, programs and guidelines. The survey is for principals (or designate) and will be sent by email before the end of January 2020.

¹ School Category = Public School, Type = Standard School.

In addition, during survey administration, the Ministry of Health communicated with the network of dietitians in British Columbia to encourage them to contact public standard schools within their health authority to complete the survey. Note that this may have resulted in an over representation of survey completions from Interior Health (i.e., of all schools who completed the survey (N=503), 30.4% of these schools are from Interior Health whereas the survey population (N=1,395) only includes 19.3% of schools from this health authority).

2.4. School Profile

The demographics presented in this section outline characteristics known about the survey population and completions of all B.C. public standard schools invited to participate in the 2020 K-12 Public School Food Survey. The margin of error for the overall B.C. survey results is +/- 3.5% at the 95% confidence interval. If the survey was repeatedly administered, the overall B.C. survey results would be expected to fall within +/- 3.5%, 19 times out of 20.

The three demographics of interest include: Health Authority, Grade Range and Student Population. All B.C. public standard schools were classified into a health authority using the following website as a guide²: <https://bcforhighschool.gov.bc.ca/en/tile/regions-of-bc-map>. The survey confirmed grade range for each school who completed the survey and the survey population used Grade Range to classify schools into either an Elementary School, Middle School, Elementary-Secondary School, Secondary School or Other. To classify student population, the Enrolment Total (as of September 30, 2019) was used for the survey population of all B.C. public standard schools.

Out of all the schools who completed the survey, only one school district did not participate (out of a total of 60 school districts). There were not enough survey completions obtained for each school district to maintain confidentiality and meaningful results for this detailed level of analysis. However, detailed data tables for all questions overall and by health authority, grade range and student population can be found in the accompanying report.

Either a principal or vice principal completed at least 93.2% of the survey completions with the remaining survey completions being completed by a teacher, staff member or volunteer with a significant role in the school food environment.

² Fraser Health = Fraser Valley Region + Surrey (SD#36), Interior Health = Kootenay-Boundary Region + Thompson-Okanagan Region, Vancouver Coastal Health = Metro Region + Powell River (SD#47), Island Health = Vancouver Island Region, Northern Health = Northern Region, SD#93 = Classified into Health Authority as per City.

FIGURE 1: HEALTH AUTHORITY SCHOOL PROFILE (%) (Survey Population N=1,395 | Survey Completions N=503)

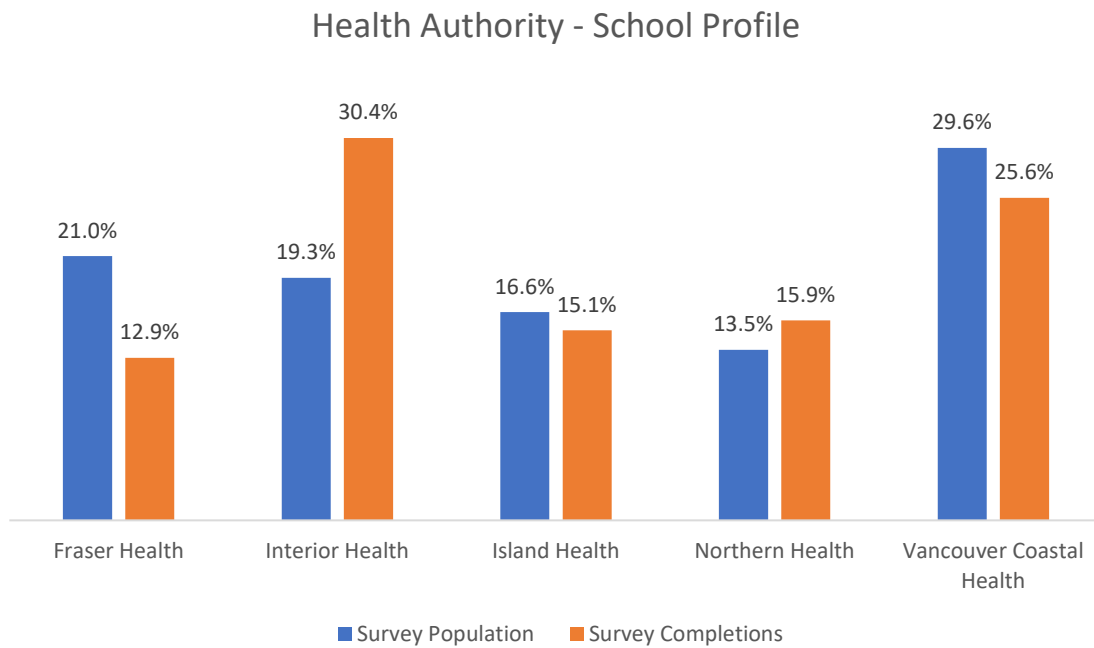


FIGURE 2: GRADE RANGE SCHOOL PROFILE (%) (Survey Population N=1,395 | Survey Completions N=503)

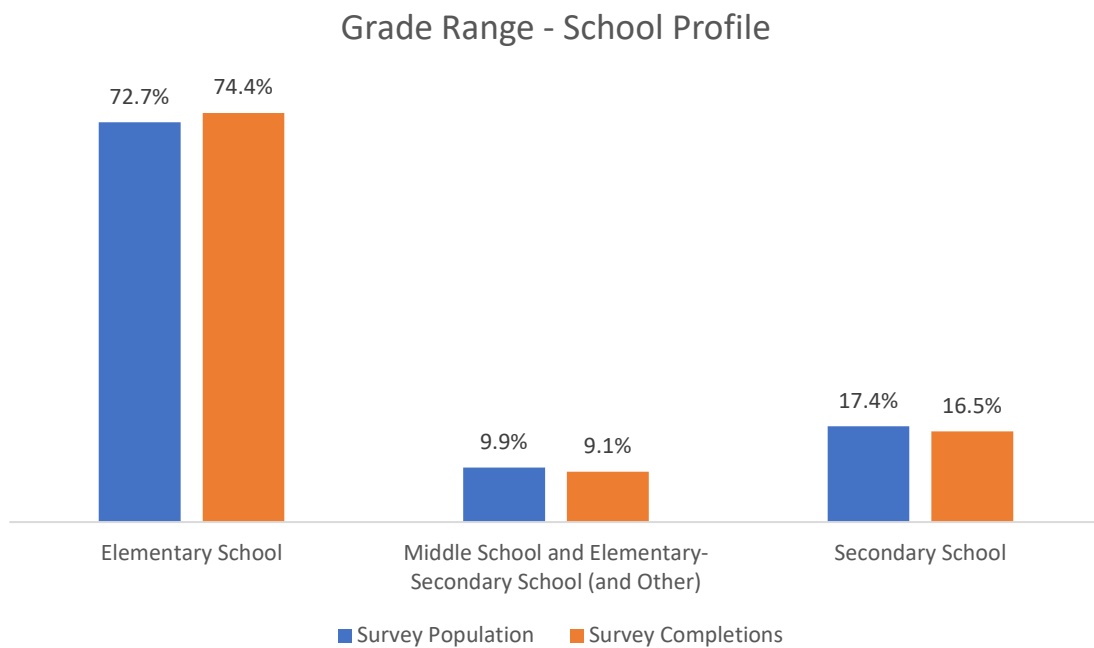
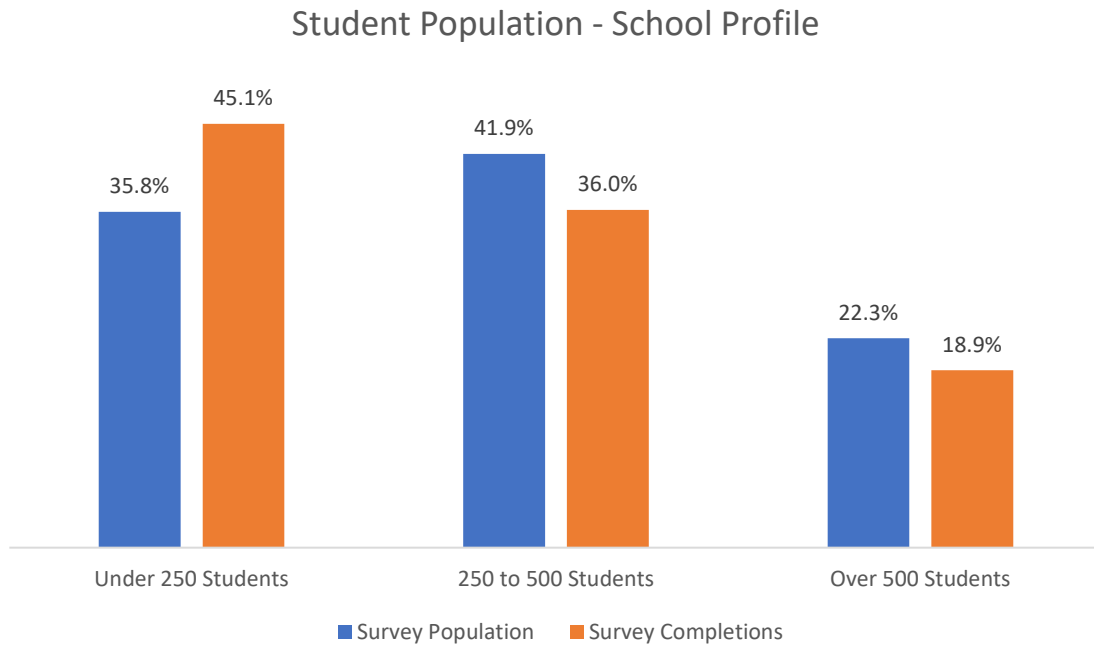


FIGURE 3: STUDENT POPULATION SCHOOL PROFILE (%) (Survey Population N=1,395 | Survey Completions N=503)



2.5. Comment Insights

The survey contained four open-ended questions. Each comment provided was reviewed and classified into a major theme based on commonly expressed phrases or concepts, which help capture the intended nature of these comments. When a school provided more than one comment to an open-ended question, only their first three comments were classified.

In this report, comments are presented in tables outlining the count and percentage of comments for each open-ended question. The major themes are presented in the left side of the table, followed by the number of comments related to that theme and the subsequent percentage of the total number of schools who provided a comment.

In addition, example comments from schools have also been included. These examples were carefully selected through an assessment of how representative each was based on the major themes. Comments selected for inclusion in this report have been edited for readability and to remove any information that could identify a school.

2.6. Accompanying Report

2020 K-12 Public School Food Survey – Data Tables: This report, in Excel, includes detailed data tables for all questions overall and by health authority, grade range and student population.

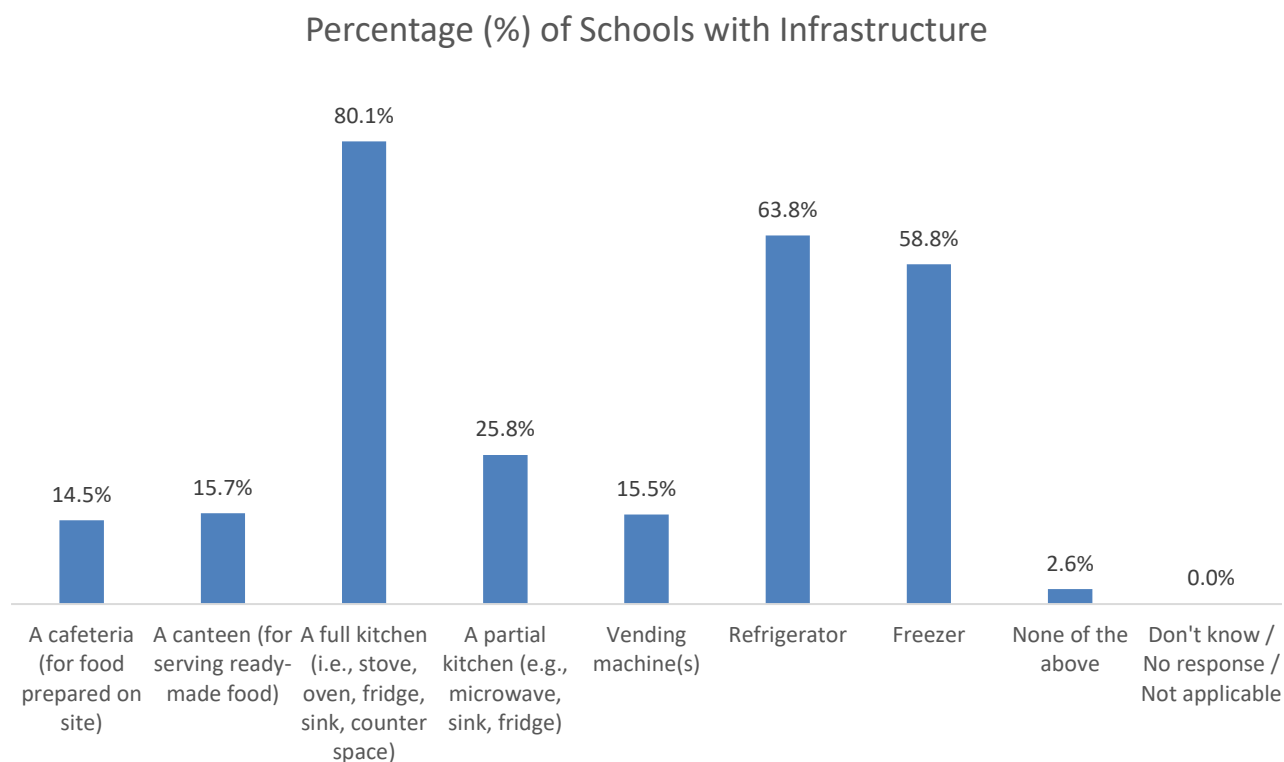
3. Key Findings

3.1. School Food Environment

3.1.1. Infrastructure

Schools were asked what infrastructure they have available on-site for preparation or sale of food and/or beverages to students (i.e., not limited to staff use for preparation of their own food). The top response (80.1%) was *A full kitchen (i.e., stove, oven, fridge, sink, counter space)*. Schools were asked to select all responses that apply to their school even though some responses may overlap. A total of 13 out of 503 schools (2.6%) who completed the survey indicated that they have no infrastructure available on-site for preparation or sale of food and/or beverages to students.

FIGURE 4: SCHOOLS WITH INFRASTRUCTURE FOR ON-SITE PREPARATION OR SALE OF FOOD AND/OR BEVERAGES (%) (N=503)



3.1.2. Morning Break

Ninety percent (90.5%) of schools (N=503) indicated that their school has a break in the morning (e.g., recess or nutrition break). The mean time that students at these schools have to eat at recess or morning break is 15.73 minutes. The median time is 15 minutes as is the mode, and the range of time is from 5 minutes to 75 minutes. When reporting how many minutes for recess or morning break, elementary and elementary-secondary schools were asked to consider the time allowed for

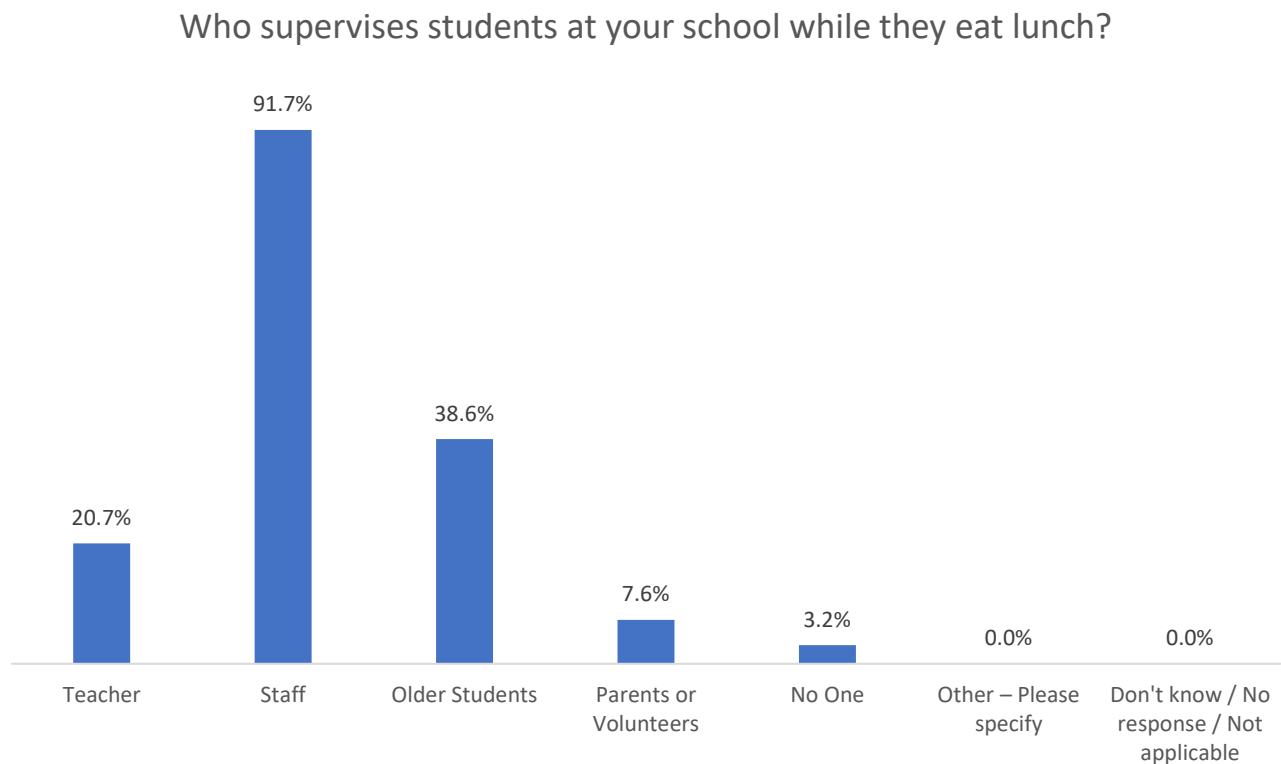
eating in advance of recess, for younger students. The mean time is considered the average time of all valid responses. The median time is the number in the middle when all valid responses are listed in numerical order from the smallest to the largest number. The mode time is the number of minutes that occurred the most often.

3.1.3. Lunch Break

All schools (N=503) were also asked how many minutes students at their school have to eat lunch and the mean time is 28.15 minutes. The median time is 23 minutes, the mode time is 20 minutes and the range of time students have to eat lunch is from 10 minutes to 100 minutes.

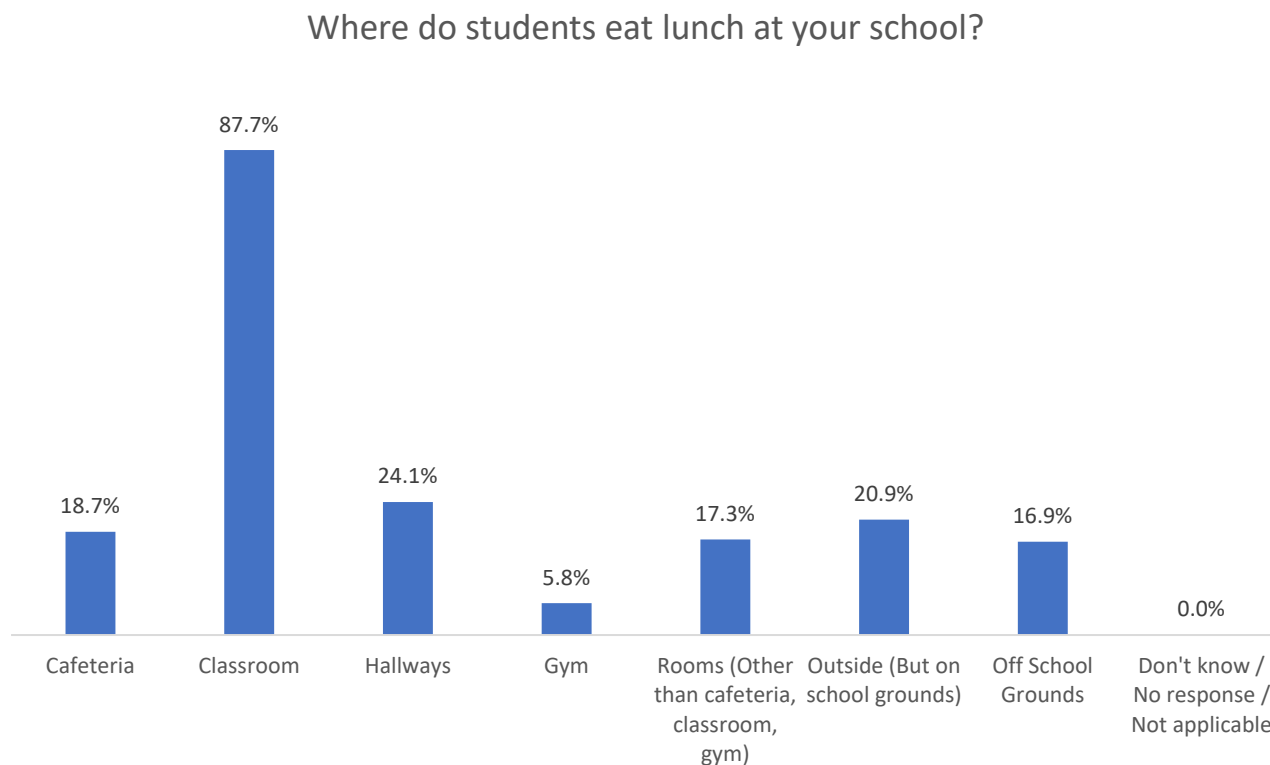
In terms of who supervises students while they eat lunch, staff was the top response (91.7%) followed by older students (38.6%).

FIGURE 5: WHO SUPERVISES STUDENTS WHILE THEY EAT LUNCH (%) (N=503)



Almost ninety percent (87.7%) of schools indicated their students eat lunch in a classroom followed by hallways (24.1%).

FIGURE 6: WHERE DO STUDENTS EAT LUNCH (%) (N=503)



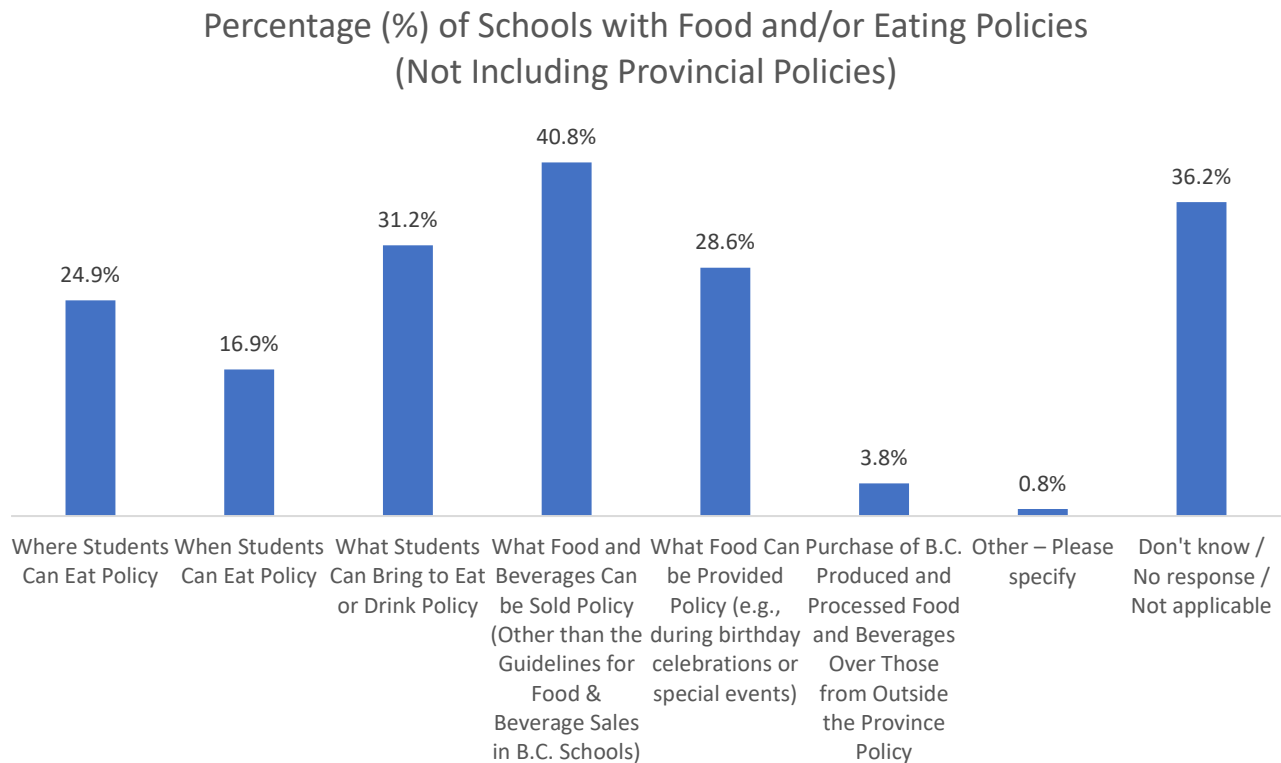
Sixty-five percent (65.8%) of schools indicated only a single location whereas 34.2% of schools indicated multiple locations where students eat lunch at their school. Of the schools who indicated only a single location and when using only valid responses (N=292), 92.5% of these schools indicated 100% of their students eat lunch in a classroom followed by the gym (2.7%), rooms (other than the cafeteria, classroom, gym) (2.1%), cafeteria (1.7%), and hallways, outside (but on school grounds) or off school grounds (1%) during a typical school day.

Of the schools who indicated multiple locations and when using only valid responses (N=159), the highest average (mean) percentage of their students eating lunch during a typical school day in a classroom is 46.9% followed by the cafeteria (30.8%), gym (24.1%), off school grounds (23.3%), hallways (23.2%), rooms (other than the cafeteria, classroom, gym) (21.8%) and outside (but on school grounds) (11.6%).

3.1.4. Policies Related to Food and/or Eating

Schools were asked to indicate which school or school district policies related to food and/or eating are in place at their school (not including provincial policies, such as the Guidelines for Food & Beverage Sales in B.C. Schools). The top response was related to policies about what food and beverages can be sold to, brought by or provided to students followed by policies about where and when students can eat. Almost five percent (3.8%) of schools who completed the survey indicated that they have a policy that emphasizes the purchase of B.C. produced and processed food and beverages over those from outside the province and 23.3% of schools indicated *Not applicable - Our school has no [school or school district] policies related to food or eating*. A high number (12.9%) of schools also indicated don't know or no response to this question.

FIGURE 7: SCHOOLS WITH FOOD AND/OR EATING POLICIES (NOT INCLUDING PROVINCIAL POLICIES) (%) (N=503)



3.2. Guidelines for Food & Beverage Sales

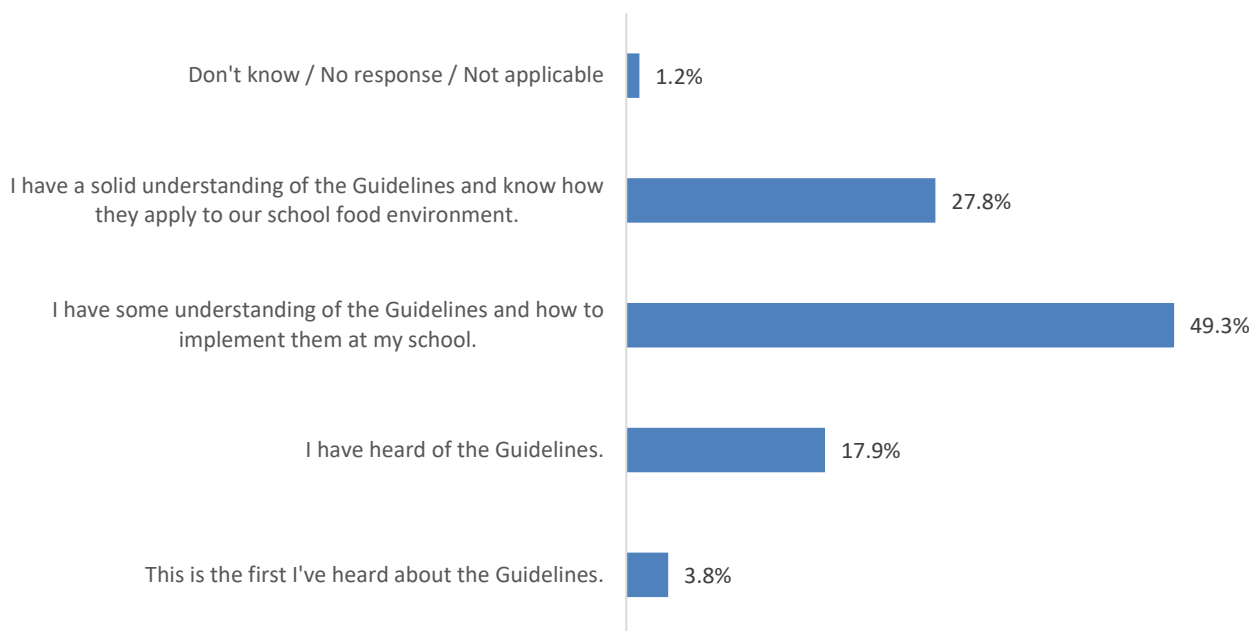
The survey asked several questions about the Guidelines for Food & Beverage Sales in B.C. Schools (the Guidelines). The Guidelines define the nutrition standard that schools are required to apply to all food and beverages sold to students.

3.2.1. Knowledge of the Guidelines

Almost thirty percent (27.8%) of schools have a solid understanding of the Guidelines and know how the Guidelines apply to their school food environment, 49.3% of schools have some understanding and the remainder of schools (22.9%) indicated no understanding of the Guidelines.

FIGURE 8: KNOWLEDGE OF THE GUIDELINES FOR FOOD & BEVERAGE SALES IN B.C. SCHOOLS (%) (N=503)

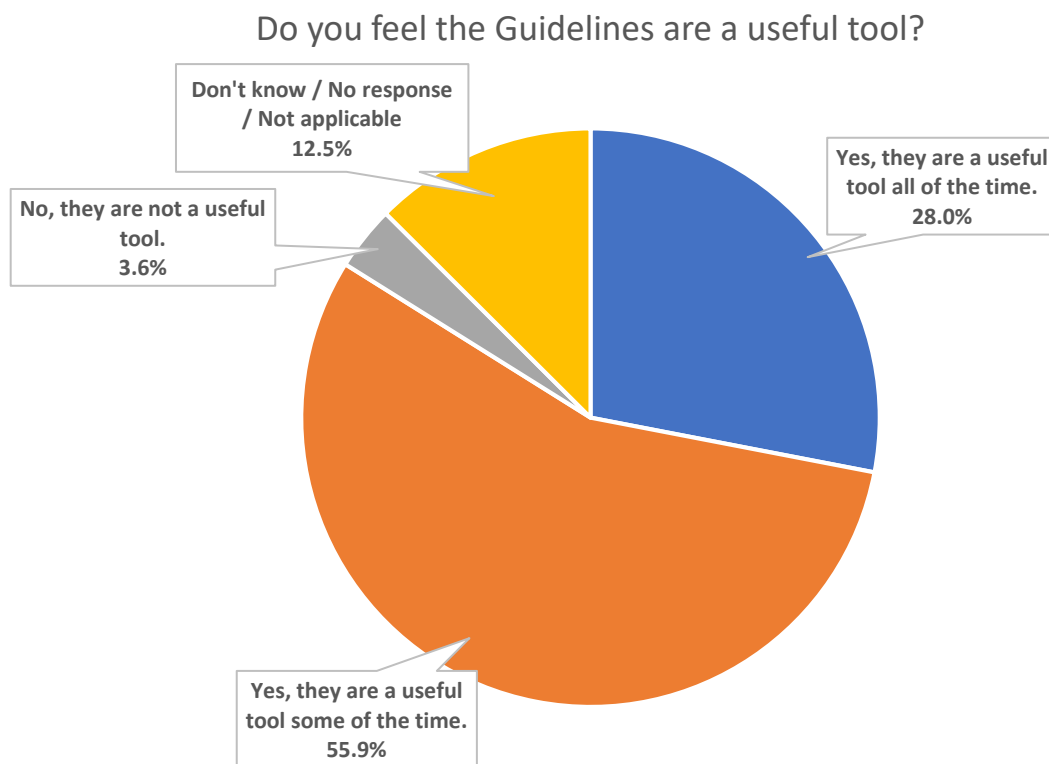
What do you know about the Guidelines for Food & Beverage Sales in B.C. Schools?



3.2.2. Usefulness of the Guidelines

Only 28.0% of schools feel the Guidelines are a useful tool all of the time. However, more than half (55.9%) of the schools feel the Guidelines are a useful tool some of the time. A high number (12.5%) of schools indicated *Don't know / No response / Not applicable* to this question.

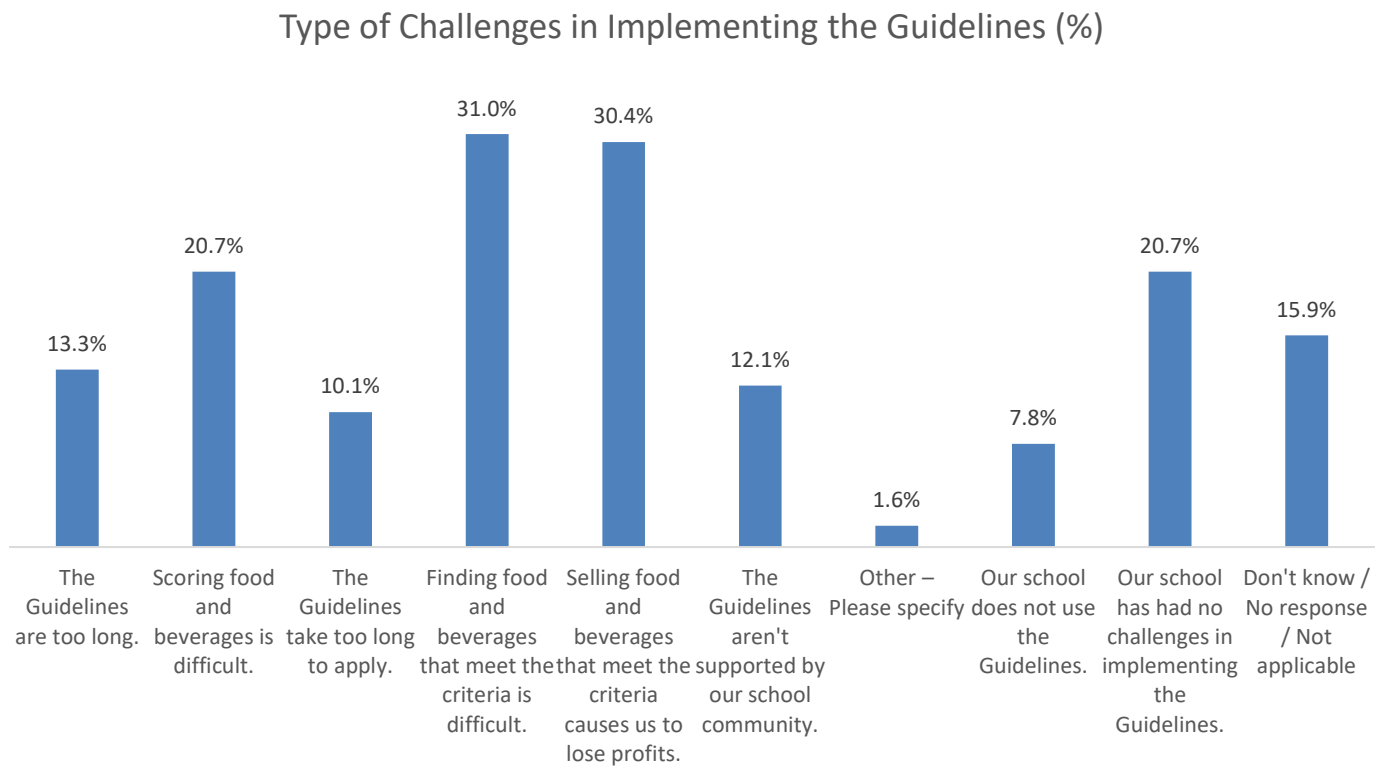
FIGURE 9: USEFULNESS OF THE GUIDELINES FOR FOOD & BEVERAGE SALES IN B.C. SCHOOLS (%) (N=503)



3.2.3. Challenges in Implementing the Guidelines

Schools were also asked if they have experienced any challenges in implementing the Guidelines. Approximately twenty percent (20.7%) of schools indicated having no challenges in implementing the Guidelines. However, 31.0% of schools indicated that finding food and beverages that meet the criteria is difficult and is the most challenging in implementing the Guidelines followed by 30.4% of schools indicating that selling food and beverages that meet the criteria causes their school to lose profits. A high number (15.9%) of schools indicated *Don't know / No response / Not applicable* to this question.

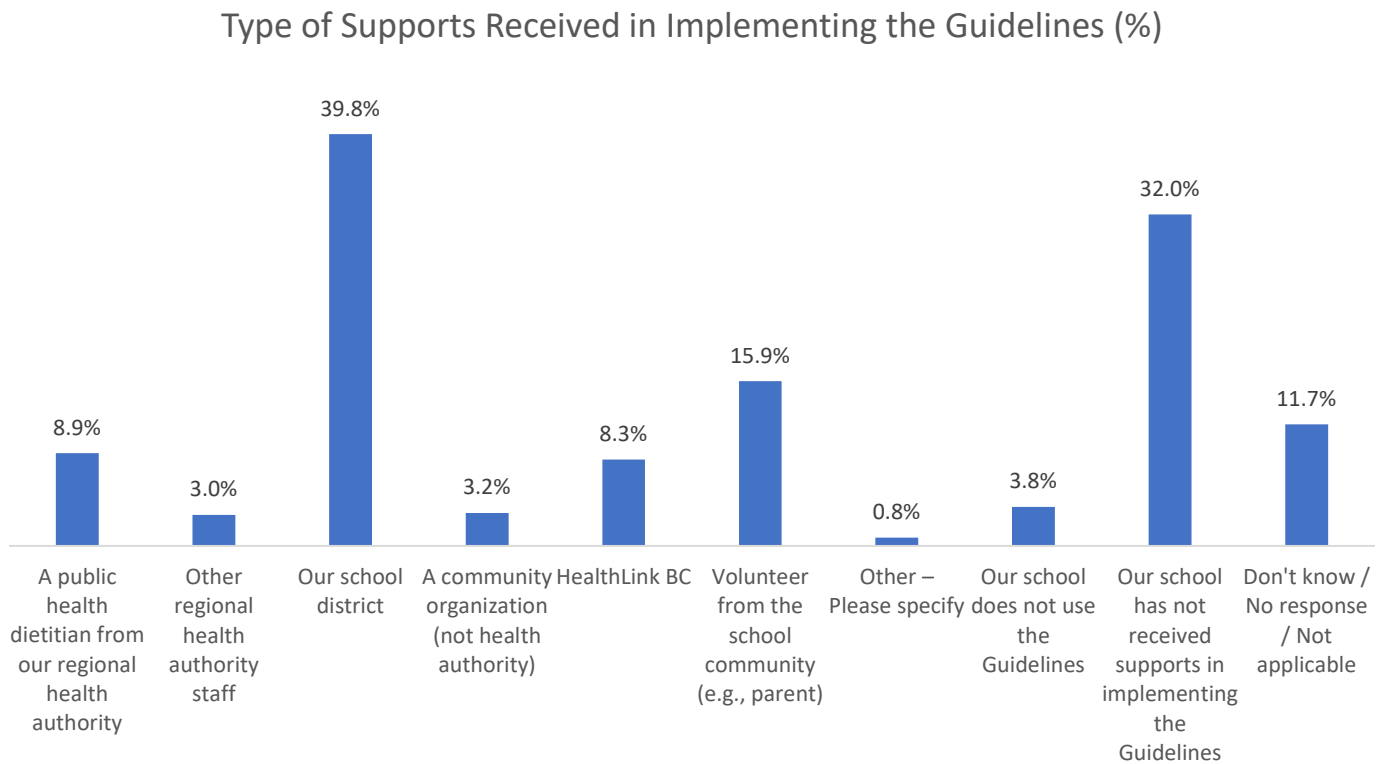
FIGURE 10: TYPE OF CHALLENGES IN IMPLEMENTING THE GUIDELINES (%) (N=503)



3.2.4. Support with the Guidelines

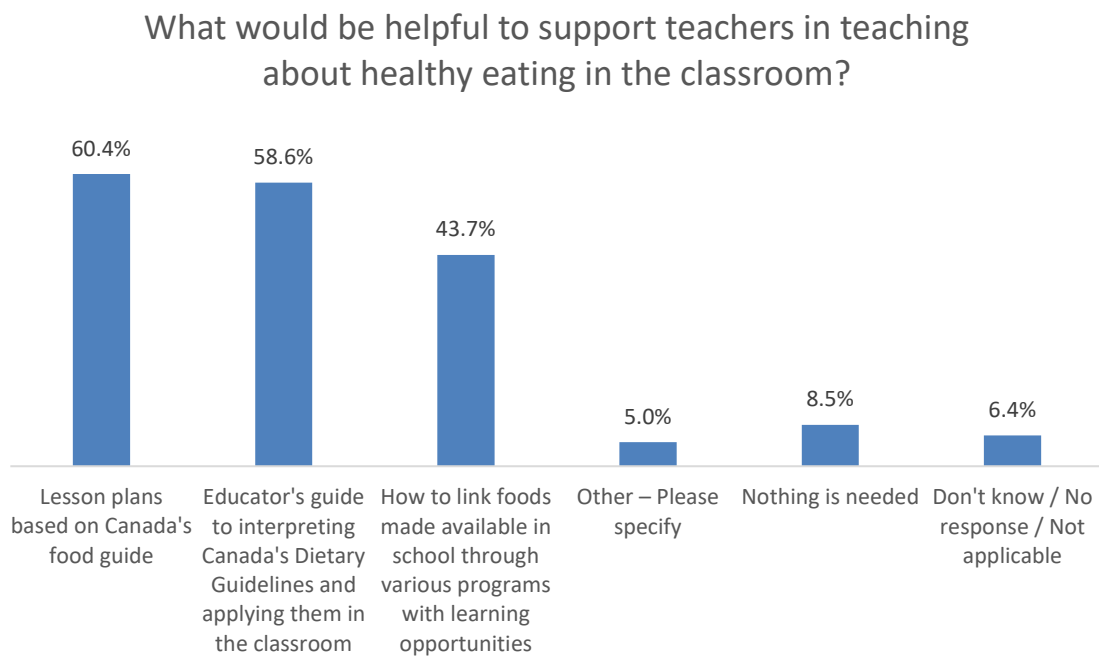
In terms of supports that schools have received in implementing the Guidelines, 32.0% of schools who completed the survey indicated that their school has not received supports in implementing the Guidelines. Whereas 39.8% of schools who completed the survey indicated receiving support from their school district followed by support from a volunteer from their school community (e.g., parent) (15.9%).

FIGURE 11: TYPE OF SUPPORTS RECEIVED IN IMPLEMENTING THE GUIDELINES (%) (N=503)



Approximately sixty percent of schools who completed the survey indicated that it would be helpful to support teachers in teaching about healthy eating in the classroom by providing *Lesson plans based on Canada's food guide* (60.4%) and by providing an *Educator's guide to interpreting Canada's Dietary Guidelines and applying them in the classroom* (58.6%). Under ten percent (8.5%) of schools indicated that nothing is needed to support teachers in teaching about healthy eating in the classroom. Of the schools who indicated *Other – Please specify* to this question (5.0%), the majority of comments were related to educating parents about healthy eating.

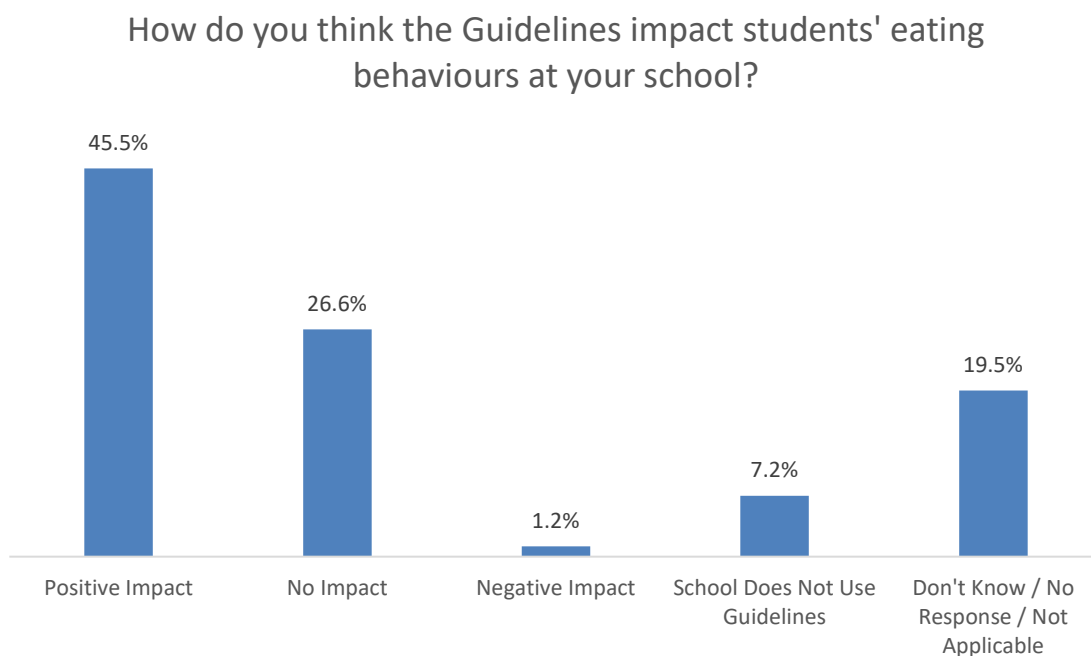
FIGURE 12: HELPFUL IDEAS TO SUPPORT TEACHERS IN TEACHING ABOUT HEALTHY EATING IN THE CLASSROOM (%) (N=503)



3.2.5. Impact of the Guidelines

Schools were asked how they think the Guidelines impact the eating behaviours of their students and 45.5% of schools indicated that the use of the Guidelines at their school has a positive impact on students' eating behaviours at their school. Just over twenty-five percent (26.6%) of schools indicated no impact and a high number (19.5%) of schools indicated *Don't know / No response / Not applicable* to this question.

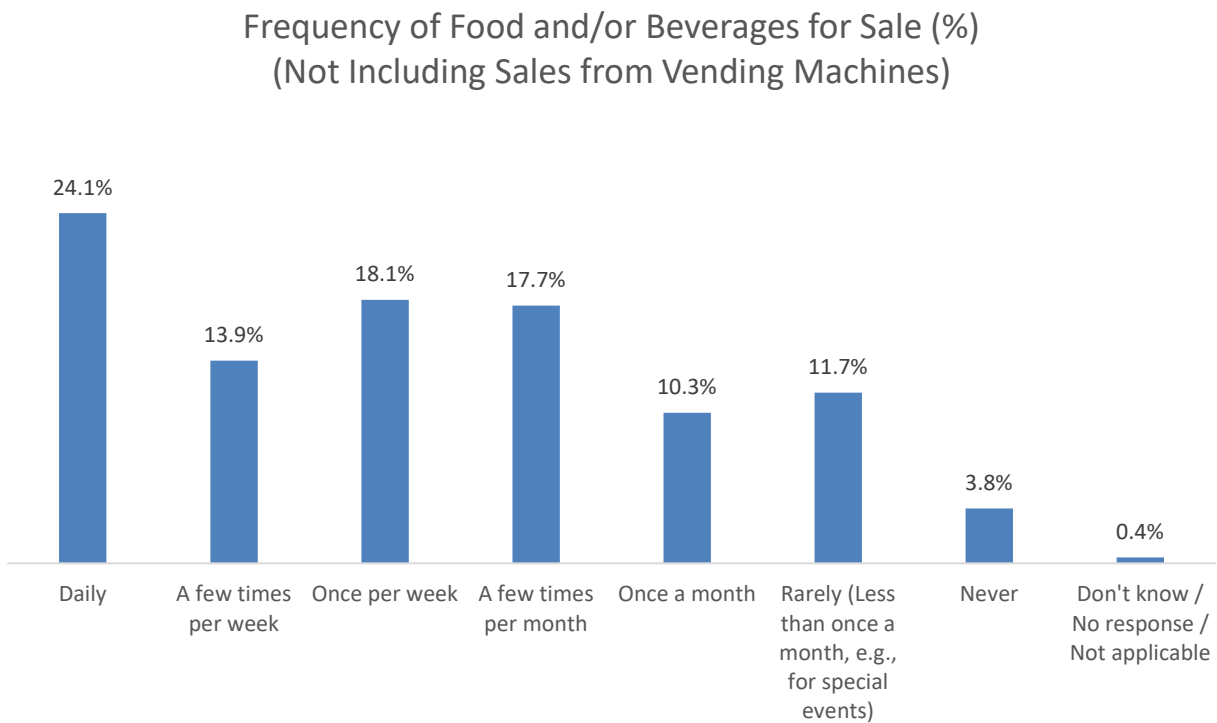
FIGURE 13: IMPACT OF GUIDELINES FOR FOOD & BEVERAGE SALES IN B.C. SCHOOLS ON STUDENT EATING BEHAVIOURS (%) (N=503)



3.2.6. Frequency of Food and/or Beverages for Sale

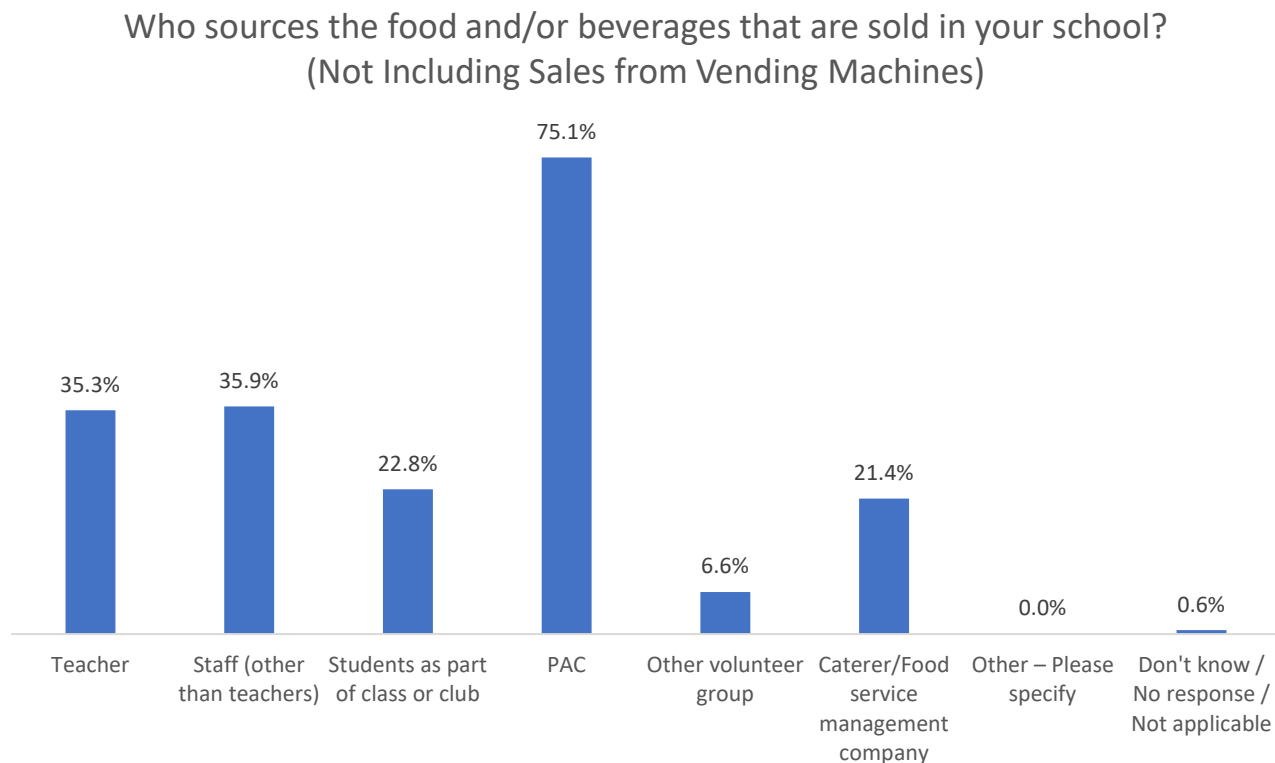
A total of 482 out of 503 schools (95.8%) who completed the survey indicated that their school provides food and/or beverages for sale. To answer this question, schools were asked to consider all possible sales from the cafeteria or canteen, by the PAC (Parent Advisory Council) or other volunteer groups, within fundraising, and special events, and schools were asked not to include sales from vending machines. Almost twenty-five percent (24.1%) of schools who completed the survey provide food and/or beverages for sale daily, and 56.1% of schools sell food and/or beverages on a weekly basis at a minimum.

FIGURE 14: FREQUENCY OF FOOD AND/OR BEVERAGES FOR SALE IN B.C. SCHOOLS (%) (N=503)



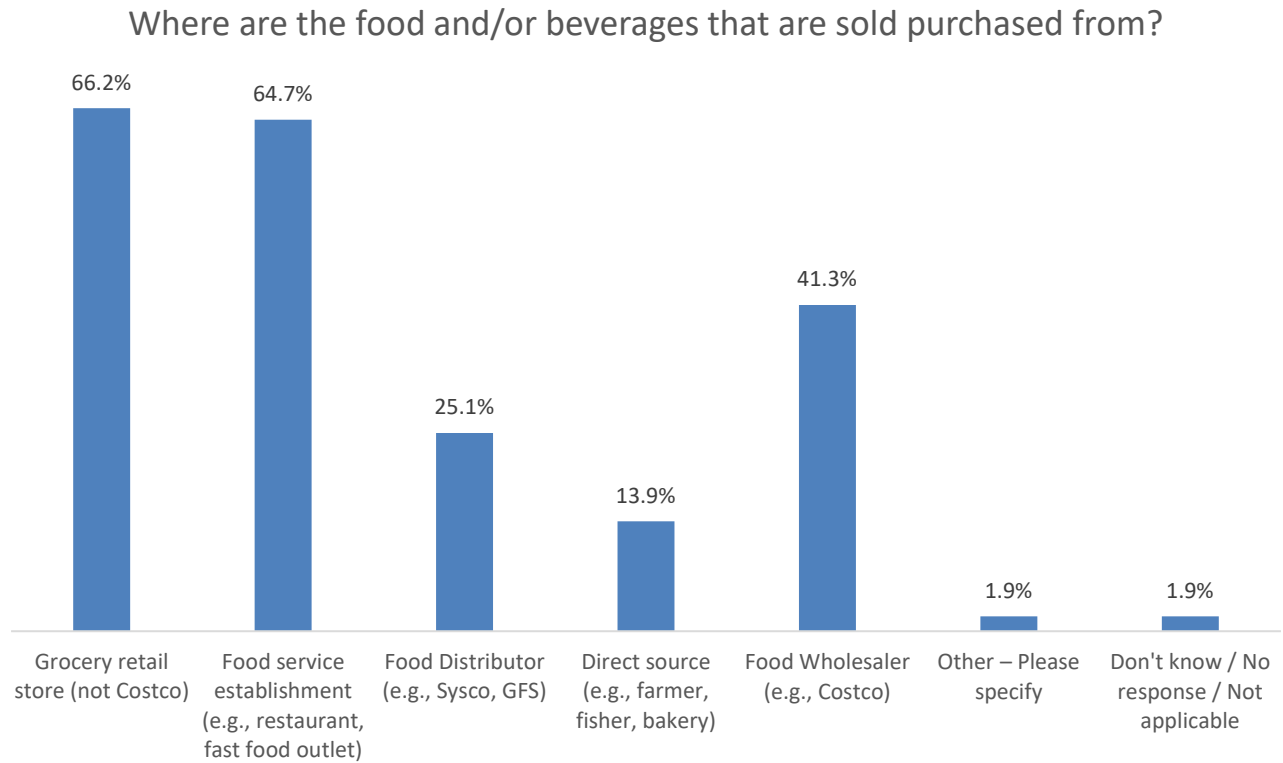
Of the schools who indicated that they provide food and/or beverages for sale (N=482), the food and/or beverages for sale (not including sales from vending machines) are sourced mostly by the PAC (75.1%) followed by staff (35.9%) or a teacher (35.3%).

FIGURE 15: WHO SOURCES FOOD AND/OR BEVERAGES SOLD IN B.C. SCHOOLS (%) (N=482)



Also, the schools who indicated that they provide food and/or beverages for sale were asked where the food and/or beverages that are sold in their school are purchased from, and *Grocery retail store (not Costco)* was the top response (66.2%) followed by *Food service establishment (e.g., restaurant, fast food outlet)* (64.7%).

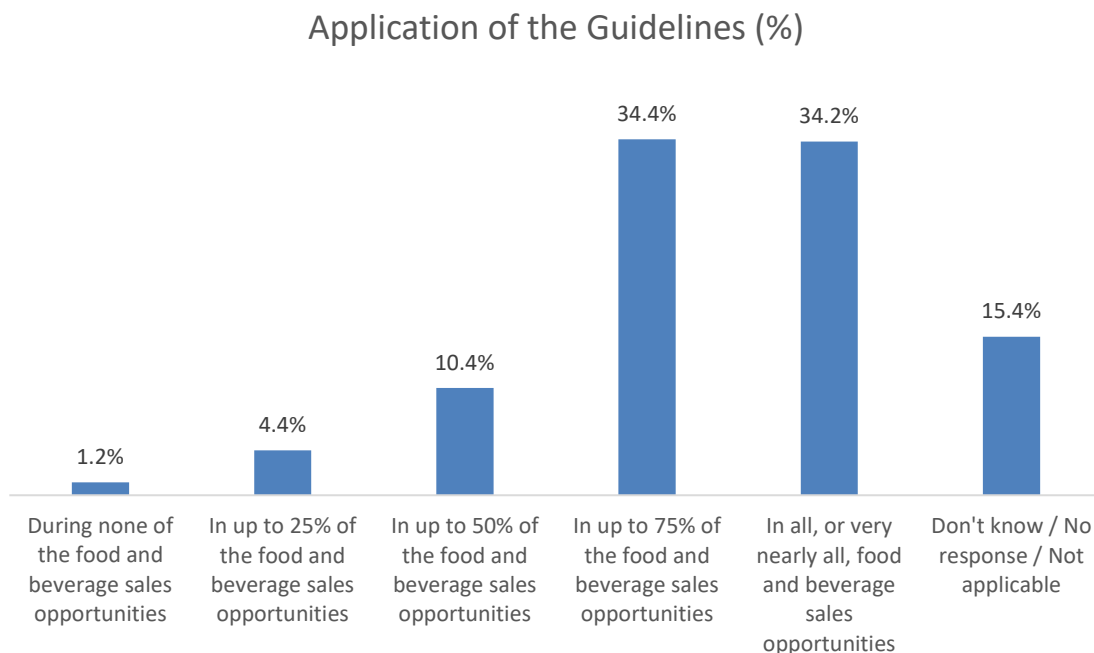
FIGURE 16: WHERE FOOD AND/OR BEVERAGES SOLD IN B.C. SCHOOLS ARE PURCHASED FROM (%) (N=482)



3.2.7. Application of the Guidelines

Almost seventy percent (68.6%) of schools that provide food and/or beverages for sale (N=482) apply the Guidelines in over 50% of these food and beverage sales opportunities. Only 1.2% of schools that provide food and/or beverages for sale do not apply the Guidelines during their food and beverage sales opportunities. A high number (15.4%) of schools have also indicated *Don't know / No response / Not applicable* to this question.

FIGURE 17: APPLICATION OF THE GUIDELINES FOR FOOD & BEVERAGE SALES IN B.C. SCHOOLS (%) (N=482)

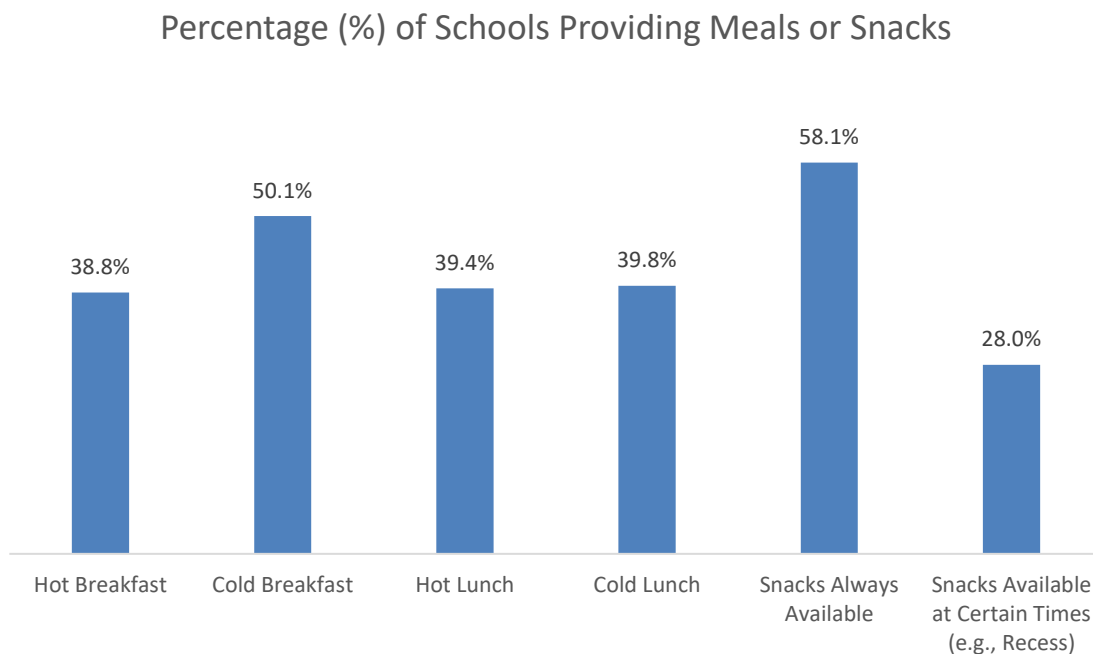


3.3. Meal and Snack Programs

3.3.1. Type of Programs

Nine percent (9.1%) of schools do not regularly provide meals or snacks for students. Of the schools that do regularly provide meals or snacks to students (N=457), 62.8% provide breakfast, 63.7% provide lunch and 88.4% provide snacks. Please note that these meals or snacks are not part of fundraising activities. The following figure provides further detail regarding the percentage of schools providing meals or snacks (which are not part of fundraising activities).

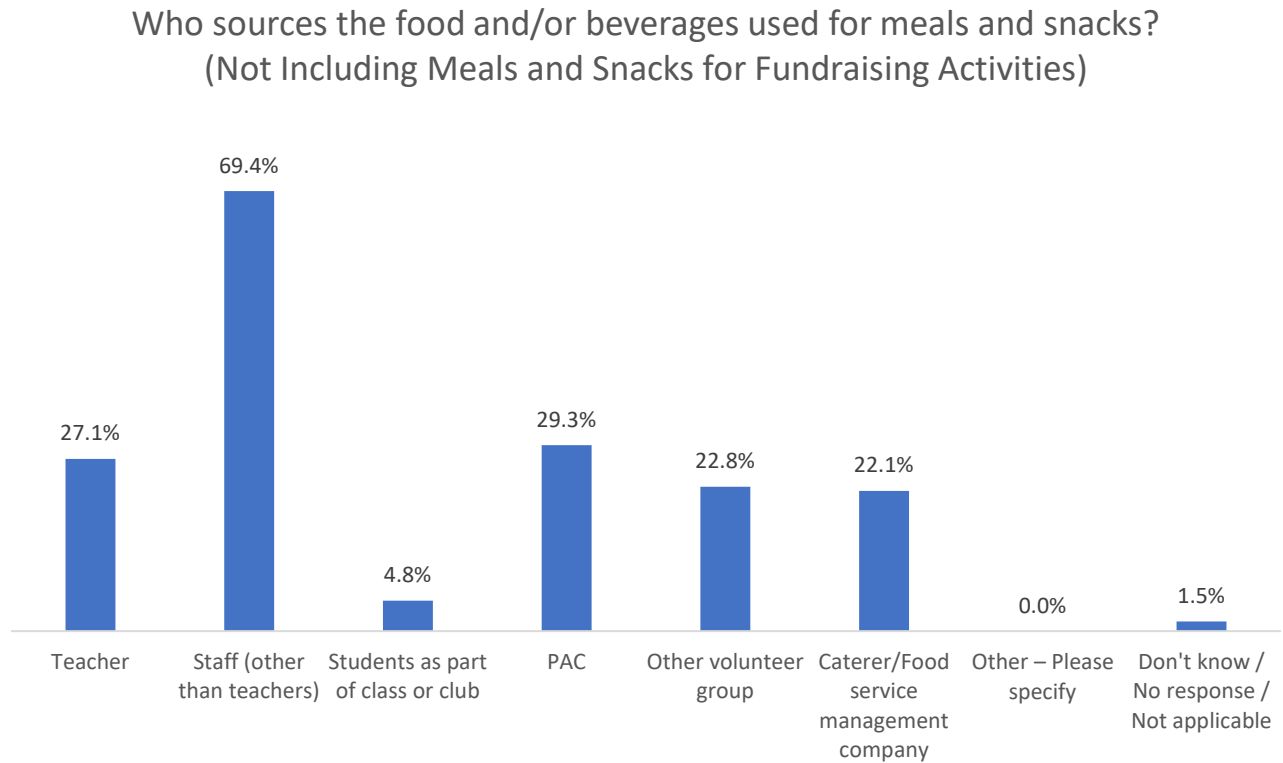
FIGURE 18: SCHOOLS PROVIDING MEALS OR SNACKS (%) (N=503)



Twenty-five (N=25) schools, of the schools that do regularly provide meals or snacks to students (N=457), indicated that they regularly provide other meals or snacks to students at their school. Of these schools who indicated *Other – Please specify* to this question, the comments were related to providing after school food (e.g., for the weekend), special event meals and food for field trips.

The schools that do regularly provide meals or snacks to students (which are not part of fundraising activities) (N=457) were asked who sources the food and/or beverages used for these meals and snacks, and *Staff (other than teachers)* was the top response (69.4%) followed by the PAC (29.3%) or a teacher (27.1%).

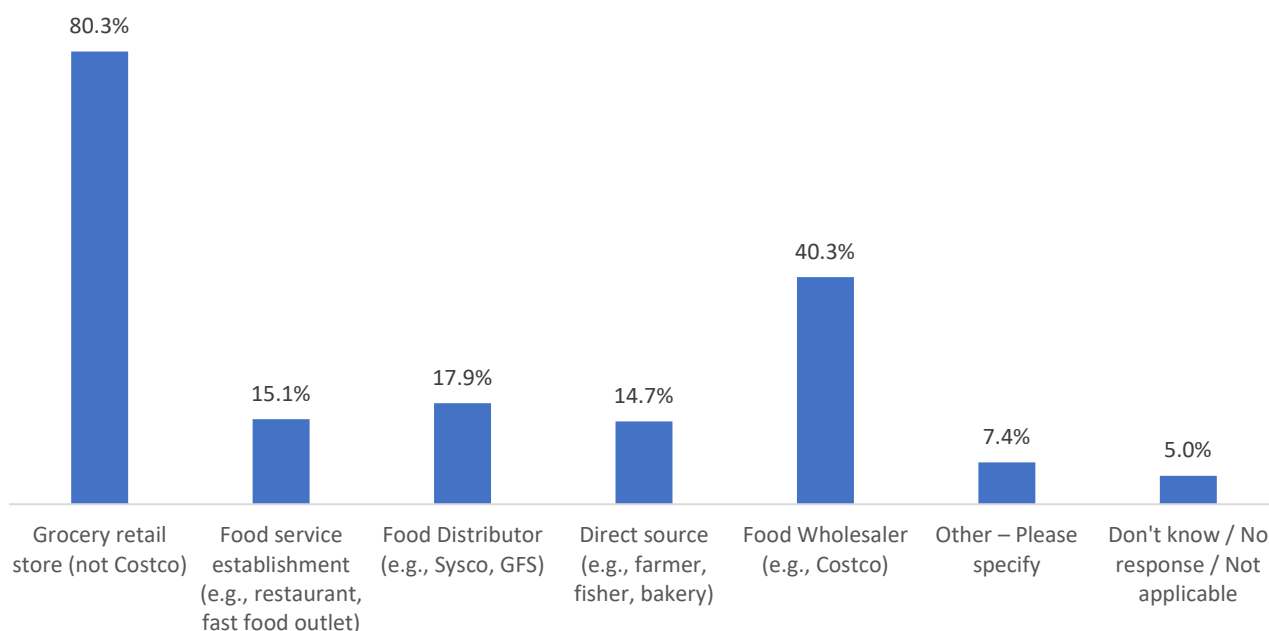
FIGURE 19: WHO SOURCES THE FOOD AND/OR BEVERAGES USED FOR MEALS AND SNACKS (%) (N=457)



Also, the schools that do regularly provide meals or snacks to students (which are not part of fundraising activities) were asked where they purchased the food and/or beverages for these meals and snacks, and *Grocery retail store (not Costco)* was the top response (80.3%) followed by *Food Wholesaler (e.g., Costco)* (40.3%). Of the schools who indicated *Other – Please specify* to this question (7.4%), the majority of comments were general comments related to donations (e.g., from a food bank, local fire department, etc.).

FIGURE 20: WHERE FOOD AND/OR BEVERAGES USED FOR MEALS AND SNACKS ARE PURCHASED FROM (%) (N=457)

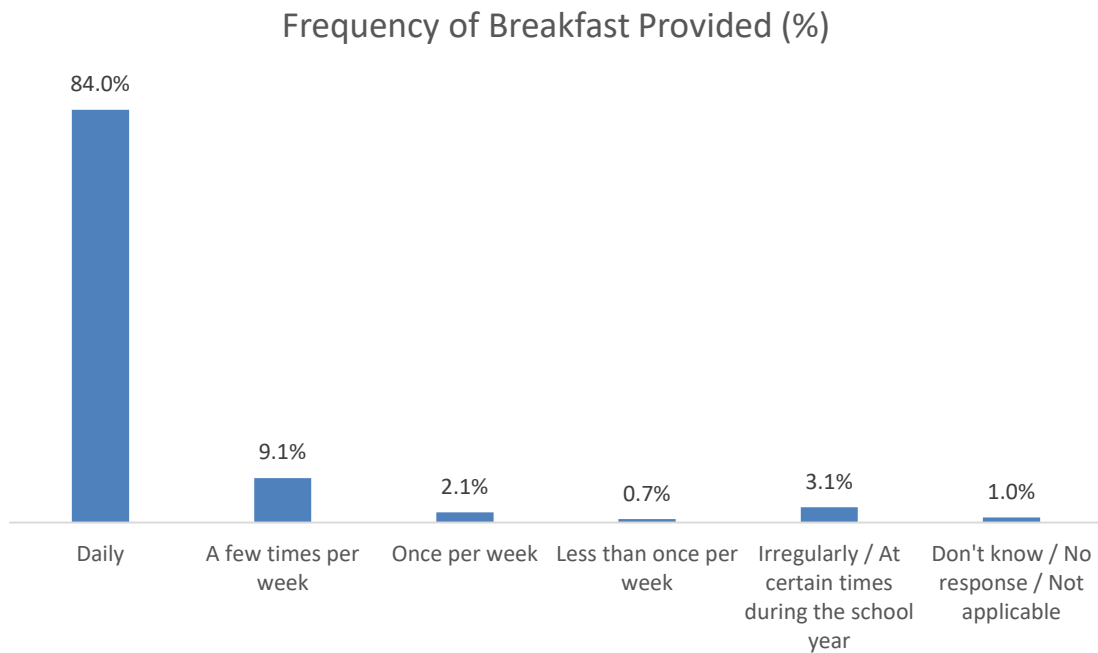
Where do you purchase food/beverages for meals and snacks?
(Not Including Meals and Snacks for Fundraising Activities)



3.3.2. Breakfast Programs

Of the schools that regularly provide breakfast (N=287), 84.0% provide breakfast daily (not part of fundraising activities). The schools who do not provide breakfast daily were asked *Why does your school not offer breakfast daily?* and 34.9% indicated that there is not enough demand to offer breakfast daily, 76.7% indicated that they do not have adequate resources to offer breakfast daily and 2.3% indicated another response.

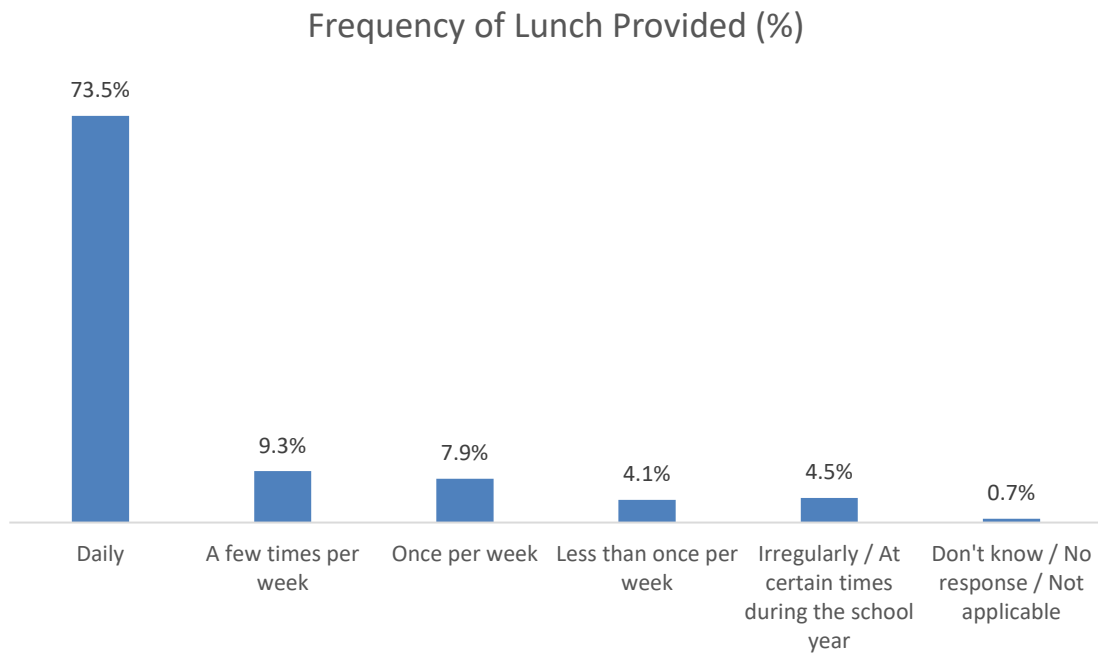
FIGURE 21: FREQUENCY OF BREAKFAST PROVIDED BY THOSE SCHOOLS WHO REGULARLY PROVIDE BREAKFAST (%) (N=287)



3.3.3. Lunch Programs

Of the schools that regularly provide lunch (N=291), 73.5% provide lunch daily (not part of fundraising activities). The schools who do not provide lunch daily were asked *Why does your school not offer lunch daily?* and 42.7% indicated that there is not enough demand to offer lunch daily, 82.7% indicated that they do not have adequate resources to offer lunch daily and 2.7% indicated another response.

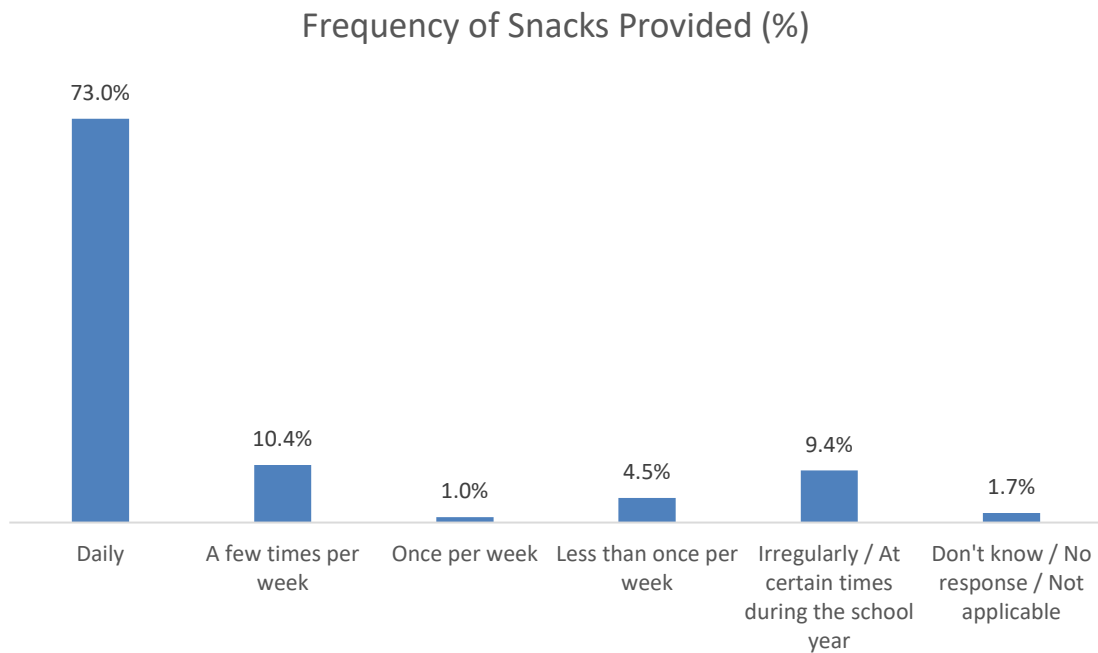
FIGURE 22: FREQUENCY OF LUNCH PROVIDED BY THOSE SCHOOLS WHO REGULARLY PROVIDE LUNCH (%) (N=291)



3.3.4. Snack Programs

Of the schools that regularly provide snacks (N=404), 73.0% provide snacks daily (not part of fundraising activities). The schools who do not provide snacks daily were asked *Why does your school not offer snacks daily?* and 54.9% indicated that there is not enough demand to offer snacks daily, 54.9% also indicated that they do not have adequate resources to offer snacks daily and 1.0% indicated another response.

FIGURE 23: FREQUENCY OF SNACKS PROVIDED BY THOSE SCHOOLS WHO REGULARLY PROVIDE SNACKS (%) (N=404)



3.4. Funding

3.4.1. Profit Value from Sale of Food and/or Beverages

As previously mentioned, a total of 482 out of 503 schools (95.8%) who completed the survey indicated that their school provides food and/or beverages for sale. These schools were asked about the approximate profit value (in dollars (\$)) their school makes from the sale of food and/or beverages in an average year for both fundraising (through PAC, teams, clubs, etc.), and from their cafeteria, canteen, vending machines, meal and snack programs (not through PAC, teams, clubs, etc.).

In respect to fundraising, the mean profit value (gross value minus expenses) is \$3,309.88 in an average year. The median profit value is \$1,000, the mode profit value is \$1,000, and the range of profit value is from \$0 to \$100,000.

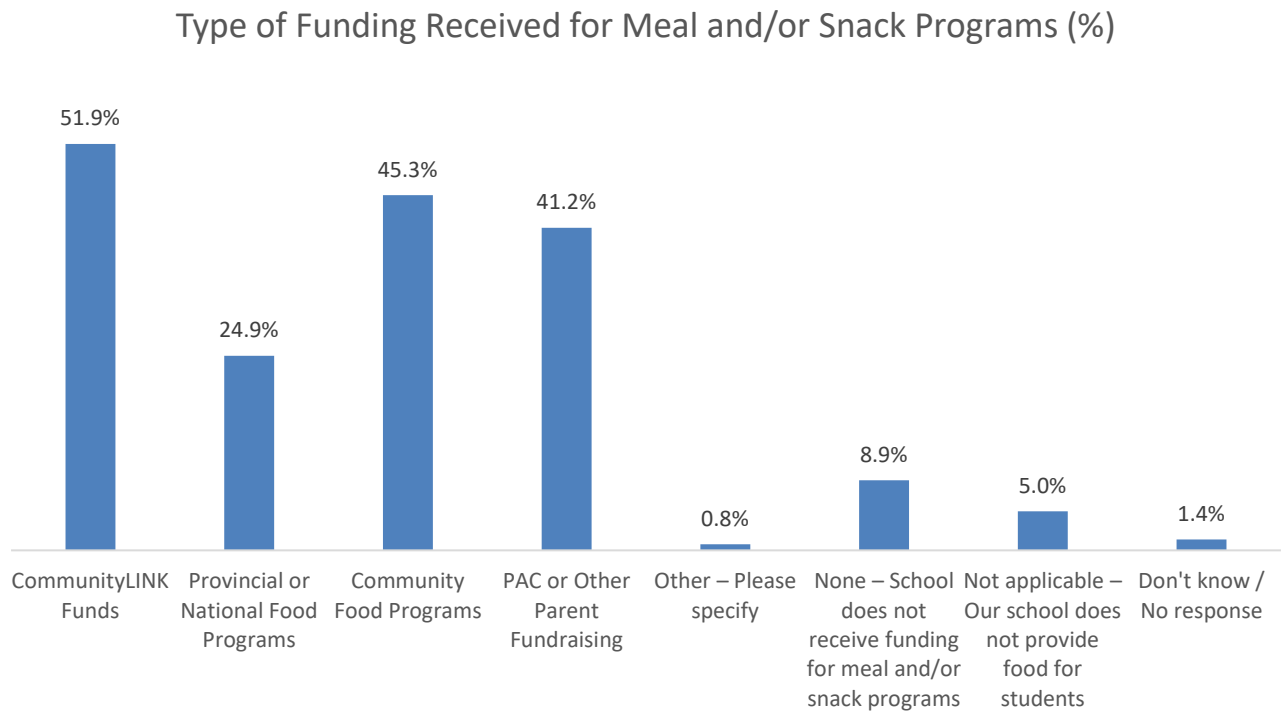
In respect to cafeteria, canteen, vending machines, meal and snack programs, the mean profit value is \$1,477.76 in an average year. The median profit value is \$0, the mode profit value is \$0, and the range of profit value is from \$0 to \$60,000.

Overall, the mean profit value schools make from the sale of food and/or beverages in an average year is \$4,546.99. The median profit value is \$1,500, the mode profit value is \$0, and the range of profit value is from \$0 to \$100,000. A high number of schools (approximately 47.9%) indicated *Don't know / No response / Not applicable* to this question. The mean profit value is considered the average profit value of all valid responses. The median profit value is the number in the middle when all valid responses are listed in numerical order from the smallest to the largest number. The mode profit value is the profit value that occurred the most often.

3.4.2. Funding for Meal and/or Snack Programs

All schools who completed the survey (N=503) were asked about the type(s) of funding their school receives for meal and/or snack programs, and 8.9% of schools indicated that their school does not receive funding and 5.0% of schools indicated that their school does not provide food for students. Approximately half (51.9%) of all schools who completed the survey receive CommunityLINK funds followed by funding from community food programs (45.3%) and PAC or other parent fundraising (41.2%).

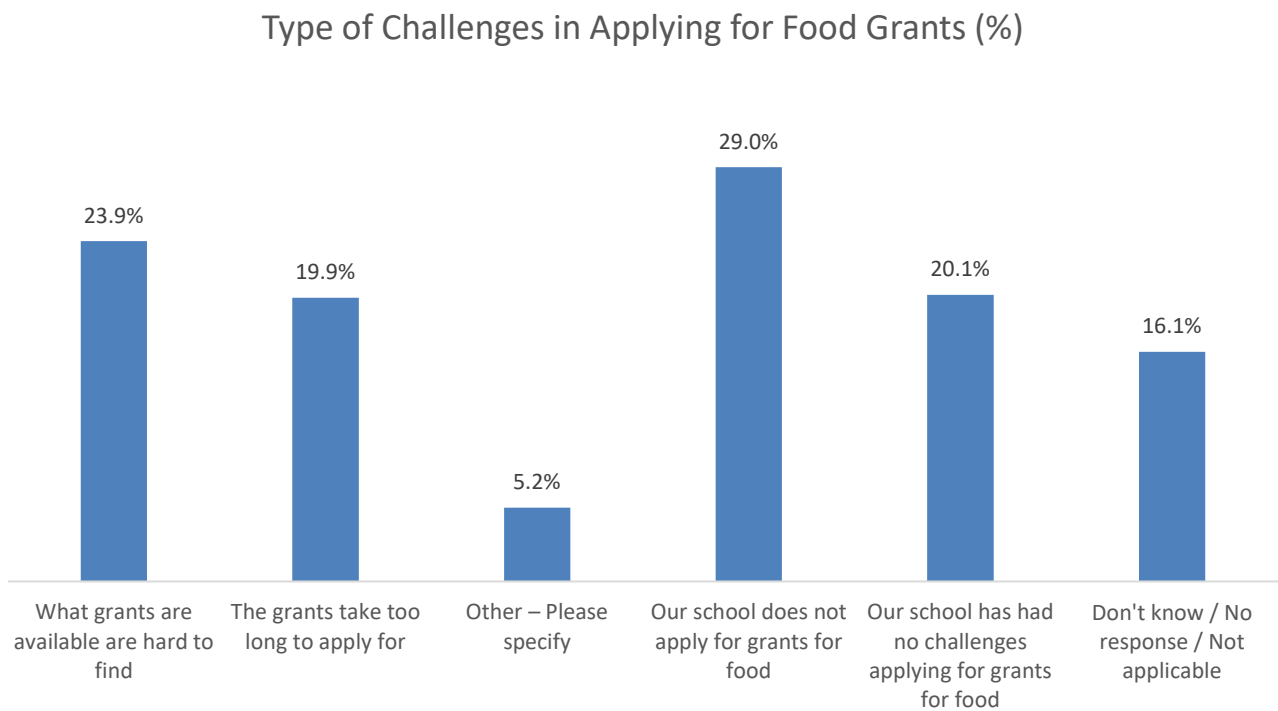
FIGURE 24: TYPE OF FUNDING RECEIVED FOR MEAL AND/OR SNACK PROGRAMS (%) (N=503)



3.4.3. Challenges in Applying for Food Grants

Schools were also asked if they have experienced any challenges in applying for grants for food. Approximately twenty percent (20.1%) of schools indicated having no challenges in applying for grants for food. Further, 29.0% of schools indicated that their school does not apply for grants for food. A high number (16.1%) of schools also indicated *Don't know / No response / Not applicable* to this question. Approximately twenty-five percent (23.9%) of schools indicated that available grants are hard to find followed by 19.9% of schools indicating that grants take too long to apply for. Of the schools who indicated *Other – Please specify* (5.2%) to this question about challenges in applying for food grants, the majority of comments were related to getting denied food grants.

FIGURE 25: TYPE OF CHALLENGES IN APPLYING FOR FOOD GRANTS (%) (N=503)



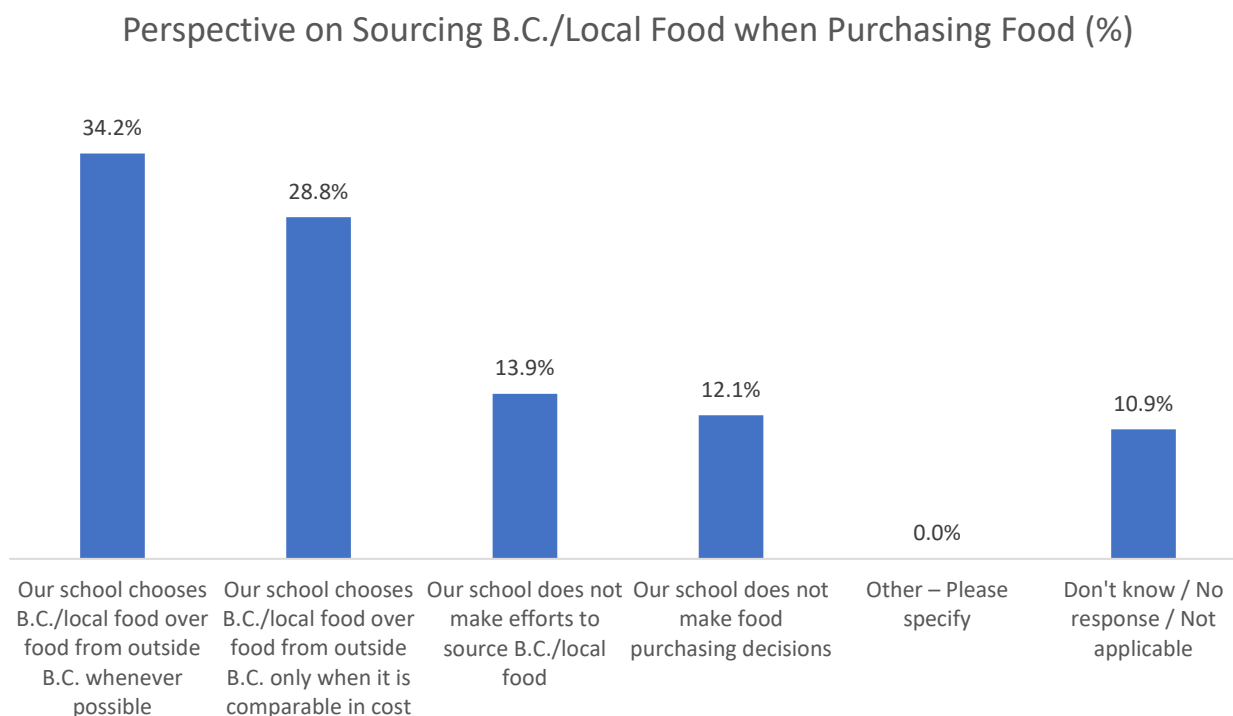
3.5. Feed BC

Feed BC is an initiative being led by the Ministry of Agriculture. By working across government and with industry partners, the Ministry of Agriculture is bringing more B.C. food to B.C. government institutions and facilities. Feed BC is working collaboratively to encourage, inspire and support a shift to more B.C. foods (i.e., B.C.-grown and B.C.-processed foods).

Different facilities have different food needs. Feed BC works to close gaps and improve opportunities along the supply chain to meet these needs. Increasing B.C. food in government facilities will build our provincial food supply, support jobs and businesses for farmers, fishers and food processors, and offer more local foods to students.

The Ministry of Agriculture is interested in exploring ways in which schools could be supported through Feed BC and other programs to increase the use of B.C./local food. All schools who completed the survey were asked about their school’s perspective on sourcing B.C./local food when purchasing food. Of these schools, 63.0% indicated that their school chooses B.C./local food over food from outside B.C. either whenever possible (34.2%) or when B.C./local food is comparable in cost (28.8%).

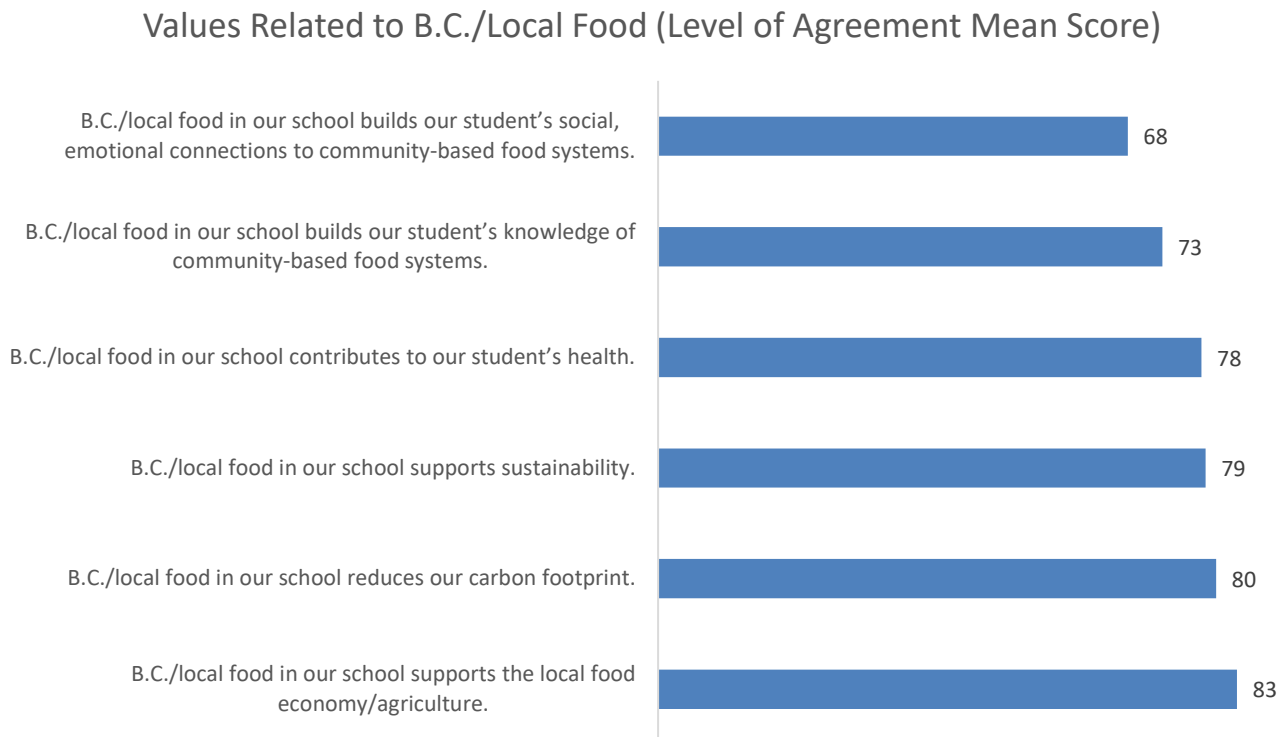
FIGURE 26: PERSPECTIVE ON SOURCING B.C./LOCAL FOOD WHEN PURCHASING FOOD (%) (N=503)



Schools were asked to rate their level of agreement with six statements about their school’s values related to B.C./local food. The highest level of agreement, with a mean score of 83 out of 100, was for this statement: *B.C./local food in our school supports the local food economy/agriculture*. The lowest level of agreement (68) was for this statement: *B.C./local food in our school builds our student’s social, emotional connections to community-based food systems*.

A mean score is a single number out of 100 that represents the full range of responses for a 5-point scale question, where a higher score indicates a more positive perception. When calculating a mean score, only valid responses are included (i.e., *Don’t know / No response / Not applicable* responses are excluded).

FIGURE 27: LEVEL OF AGREEMENT WITH STATEMENTS ABOUT VALUES RELATED TO B.C./LOCAL FOOD (MEAN SCORE) (N=503)



Schools were also presented with five ideas and were asked to rate how helpful these ideas would be to increase the use of B.C./local food at their school. The most helpful idea, with a mean score of 77 out of 100, was for: *Connections with community organizations, farmers, fishers, traditional gatherers and knowledge keeps who have deep knowledge and relationships with local food*. The least helpful idea (with a mean score of 67) for schools was related to information on how to incorporate more B.C./local food in their food purchasing policies/food service contracts.

FIGURE 28: HELPFUL LEVEL WITH IDEAS TO INCREASE USE OF B.C./LOCAL FOOD (MEAN SCORE) (N=503)

Ideas to Increase Use of B.C./Local Food (Helpful Level Mean Score)



All schools who completed the survey (N=503) were also asked if they have any other ideas to increase the use of B.C./local food at their school and 20.9% of these schools provided a comment(s) to this question. The six major themes of these comments are included in the table below.

TABLE 1: COMMENT COUNTS AND PERCENTAGES – DO YOU HAVE ANY OTHER IDEAS TO INCREASE THE USE OF B.C./LOCAL FOOD AT YOUR SCHOOL? (N=105)

MAJOR THEMES	COUNT OF COMMENTS	PERCENTAGE OF COMMENTS
Increase funding	37	35.2%
Improve resources given to schools (e.g., bilingual resources, B.C./local food supply guides, equipment, etc.)	35	33.3%
Provide schools with affordable and available B.C./local food	28	26.7%
Provide designated staff to run food programs	17	16.2%
Educate parents/volunteers about food guidelines (i.e., to bring awareness)	8	7.6%
Encourage sustainability (e.g., reduce single use waste/straws/plastic, etc.)	3	2.9%
Don't know / No response / Not applicable	10	9.5%

* The total percentage of comments will exceed 100% as the count of comments is greater than the number of schools.

TABLE 2: EXAMPLE COMMENTS – DO YOU HAVE ANY OTHER IDEAS TO INCREASE THE USE OF B.C./LOCAL FOOD AT YOUR SCHOOL?

A resource guide with contacts (e.g., what is available by supplier, cost, time of year, etc.). A resource of what schools, who are implementing the guidelines, are doing and where they are sourcing from. Due to changes in student funding we no longer have the ability to pay for a food/cafeteria worker and if this is important it needs to be funded.

An allocated budget for school gardens would be beneficial and the students could take part in growing, harvesting and eating their own food. We are currently financing the garden through our own fundraising efforts.

At our school, the meal programs take up a lot of time and management, so having a designated person staffed just for that role would make a huge difference. Currently, meal programs are managed in a way to minimize the time and work load on staff. The school used to have a part-time staff person in the role of Meals Coordinator and other staff have had to take on the responsibilities on top of their main role.

Consider sources of local food from local areas (even in the North). Do not give us sources of local food from Vancouver. That is not useful.

Cost is a huge factor unfortunately. Some locally grown food is sold at a good price; however, when labelled "organic", many items become considerably more expensive. Prices need to be comparable and then the choice is easy for "local" food.

Funding for schools to begin to have gardens and community gardens would be a great first step.

Have more district-level involvement, manpower to provide policy, coordination/facilitation, assistance and information.

Interested in the farm to table concept, but at this point in time with restrictions and permits, etc., it is just not possible.

It would be amazing if our local farmers had support to create packages of food from their farm to our students (for example, for strawberries or snap peas, etc.).

My goal is to provide food for students that need it so they are not hungry and can be comfortable and learn. It is expensive and time consuming. My main goal is not to support BC foods or reduce the carbon footprint. We need to put more time into helping the poor and reducing the cost of living more than focusing on where we get the food.

Need to continue awareness with staff, students and community around this topic.

Schools need provincial funding to feed hungry children and help families in this economy.

Sourcing local produce during winter months.

The food supply for a school community should not be delegated to the educational leader of the school as it is a very important aspect of a child's well-being. The management required to make this a meaningful and manageable improvement requires purchasing staff, staff to develop contracts with local farms and careful management of the menus being developed by the food preparation teams. Feeding hundreds of clients everyday is similar to a cruise ship. It will take dedicated human resources to do the daily work which certainly does not fall to the captain of the ship.

Very few organizations can provide resources in French.

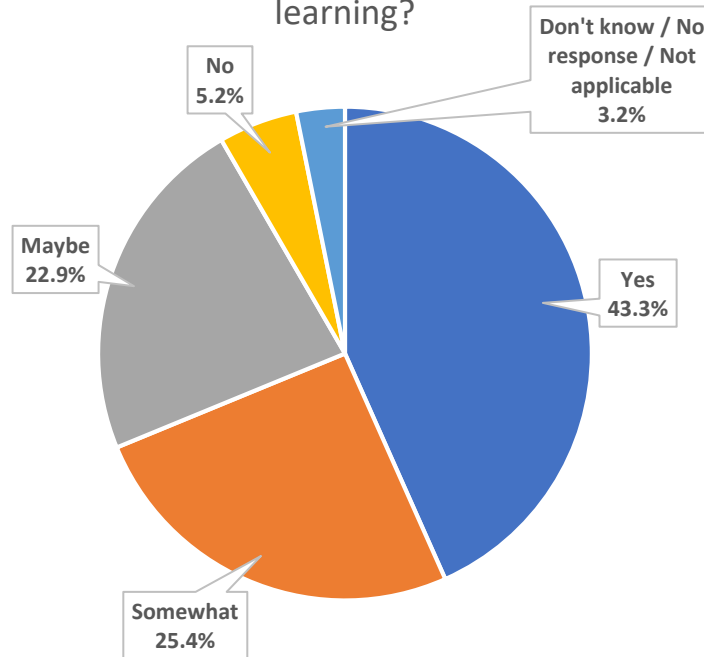
We have just had discussion on how the milk program provided through the Fruit & Veggie program uses all the small plastic containers to distribute the milk, so we are considering abandoning the milk component of the program next year to reduce our carbon footprint due to all the plastic waste it produces.

Yes, we are part of BCfresh and it would be great if they stop sending individual soy juice boxes with plastic straws. We could be rid of the milk too. How about a bigger format and we go back to a world where we pour ourselves a glass of milk (e.g., Rice, Oat, Soy, Almond, etc.) instead of buying the individual portions that are contributing to excess and pollution?

Regarding classroom supports (e.g., lesson plans, print resources, videos) to help teachers link B.C. agriculture and local food production information to classroom learning, 43.3% of schools said *Yes* their school would benefit from these classroom supports with an additional 48.3% of schools indicating *Somewhat* or *Maybe*.

FIGURE 29: BENEFIT FROM FEED BC CLASSROOM SUPPORTS (%) (N=503)

Would your school benefit from classroom supports to link B.C. agriculture and local food production information to classroom learning?



3.6. Additional Thoughts

All schools were asked if there was anything else they would like to share in response to the survey and 18.5% of these schools provided a comment(s) to this question. The ten major themes of these comments are included in the table below.

TABLE 3: COMMENT COUNTS AND PERCENTAGES – IS THERE ANYTHING ELSE YOU WOULD LIKE TO SHARE IN RESPONSE TO THIS SURVEY? (N=93)

MAJOR THEMES	COUNT OF COMMENTS	PERCENTAGE OF COMMENTS
Increase funding	26	28.0%
Improve resources given to schools (e.g., bilingual resources, B.C./local food supply guides, equipment, etc.)	20	21.5%
Educate parents/volunteers about food guidelines (i.e., to bring awareness)	10	10.8%
Provide designated staff to run food programs	10	10.8%
School has its own food program initiative	9	9.7%
Low socio-economic status issues within the community	7	7.5%
School already part of the BCfresh program	6	6.5%
Food guidelines seen as a barrier	6	6.5%
General positive comments (e.g., thanks for doing the survey)	5	5.4%
School too remote to purchase local/healthy foods	4	4.3%
Don't know / No response / Not applicable	12	12.9%

* The total percentage of comments will exceed 100% as the count of comments is greater than the number of schools.

TABLE 4: EXAMPLE COMMENTS – IS THERE ANYTHING ELSE YOU WOULD LIKE TO SHARE IN RESPONSE TO THIS SURVEY?

Access to funding that allows us to shop for B.C. grown/sourced products would be helpful. Perhaps an automatic amount per capita to avoid applying for annual grants that you hope you will receive so programs can be sustainable?

BCfresh, the fruit and veggie program, is amazing. Kids love it and leftovers go to the food room.

Connecting Indigenous students to traditional foods is imperative to reconciliation. Funding to access foods and human resources is essential.

Families also need to support these ideas about buying local. Schools take on many tasks including value teaching that the family and local community would have done in the past.

French resources would be important.

I do believe that schools (with supports) are good places to educate children who may not have good modeling about healthy eating at home. A healthy community is important.

I would hope that our province might one day get to a place where the provision of mid-morning snacks and lunch is provided daily to all students (like in many Scandinavian countries). I would hope that breakfast and an afternoon snack could also be provided daily as part of an extended school day for children accessing before/after school care at school as part of a provincial system of child care provided in schools by district staff.

It would be useful if funding resources (e.g., a list of grants sent out in a timely manner) were made more readily available instead of us having to search for them.

Often our biggest challenge is having the manpower to handle food from everything to sourcing, purchasing, processing, serving, cleaning, etc. We just don't have enough people on a daily basis helping with these pieces. It puts a lot of strain on the school staff who are often unavailable as they are already working!

Part of the problem with healthy snacks and lunches comes from parents purchasing and sending unhealthy food. It would be nice at the school level to be able to enforce through a policy stating certain products should not be at school. I have run up against some challenges when we state things like "no candy at school" after Halloween.

Rural communities face an inequity in cost and travel to purchase food for their schools. It's adding an extra cost to vulnerable communities that benefit the most from full-day food programs.

Some of the guidelines are difficult to ensure due to our small population and food preferences. We continue to work to ensure more fruits/vegetables are available and used in class (e.g., healthy living/cooking activities). Turnover in staff is hard. Would be helpful to have easy to use multi-grade resources.

Students are removed from understanding where their food comes from. Financial support for school-based urban farms stewarded by non-profit groups supported by the provincial government is needed so that students can live the experience of agriculture as part of their regular lessons in all subject areas. Outside groups are required so that there is continuity in the maintenance of the farm.

Thank you for asking for our input and feedback.

There is a high need/desire for increasing food programs in schools. The main factors that limit increasing such programs are resources including money to support these programs and people to cook/serve/clean, etc.

We are remote and a non-agricultural School District so bringing in local food, other than seafood, is challenging.

We don't have a budget to buy local food for our school so this isn't relevant to our situation. Any money for food comes from grants and fundraising and is purchased in bulk and distributed to schools.

We feed almost half of our school population daily. Our school neighbourhood has a high poverty rate and our students depend on our hot and full meal programs. Our students are learning that having full and balanced meals can lead to better energy and health. Our students are quite open about trying new foods.

We have a greenhouse and are growing a lot of our own food. We are trying to teach our students about healthy eating, the importance of fresh/local/growing food, and sustainability. We welcome attention to this and the resources to help support us in this education!

We need dedicated staffing at schools in order to feed kids regularly and healthily. I don't have an issue finding food sources. My issue is dedicating an adult to do the prep and delivery work.

We need to educate parents or caregivers on appropriate food choices to send to school. Not much a school can do when we don't have home support.

Only seventy-seven percent (77.1%) of schools were interested in participating in the draw for one of three available \$500 grants to make improvements to their school's food environment. This draw was offered to increase the response rate for the survey. Information about the draw was included in the invitation and reminder emails, and at the end of the survey schools were asked if they were interested in participating in the draw.

While not a specific question in the survey, schools who were interested in participating in the draw were asked: *If your school wins, what would you like your school to do with the \$500 grant to improve your school's food environment.* The five major themes of these comments are included in the table below.

TABLE 5: COMMENT COUNTS AND PERCENTAGES – IF YOUR SCHOOL WINS, WHAT WOULD YOU LIKE YOUR SCHOOL TO DO WITH THE \$500 GRANT TO IMPROVE YOUR SCHOOL'S FOOD ENVIRONMENT. (N=349)

MAJOR THEMES	COUNT OF COMMENTS	PERCENTAGE OF COMMENTS
Purchase equipment to assist food programs (e.g., stove, fridge, freezer, bowls, cutlery, etc.)	131	37.5%
Purchase more food to boost current food programs (i.e., feed more students)	124	35.5%
Create garden/greenhouse on school property	75	21.5%
Start new food program/host event about healthy eating	43	12.3%
Bring students to farm/markets to encourage learning	20	5.7%
Don't know / No response / Not applicable	8	2.3%

* The total percentage of comments will exceed 100% as the count of comments is greater than the number of schools.

TABLE 6: EXAMPLE COMMENTS – IF YOUR SCHOOL WINS, WHAT WOULD YOU LIKE YOUR SCHOOL TO DO WITH THE \$500 GRANT TO IMPROVE YOUR SCHOOL’S FOOD ENVIRONMENT.

Build lessons/school wide acknowledgement during April for Our Earth month. Have opportunities for small cooking lessons/session where kids can learn and cook healthy foods they might not be exposed to outside of school.

Buy a freezer so when we source local food, we can then store it longer than a few days.

Buy food so we can start a breakfast program a few times a week.

Feed students by enhancing our gardening tower and gardens at school. Field trip to local farmers market in the spring.

Field trip to local farms (i.e., fish farm). School healthy snack day.

I would use the money to start a small breakfast program for vulnerable students.

I would want to purchase a stock of healthy snacks for kids and possibly a mini fridge to keep perishable snacks cold. I would also consider buying a few kitchen items like a griddle and blender.

Improve our garden space, put a tap outside to be able to water our garden more effectively. Bring local gardeners in and make connections with local senior homes to share weekly student soup creations from our garden.

Look at expanding our refrigerator/freezer space or expanding our resources for food preparation.

Look at purchasing locally sourced snacks and lunches to provide for free for children who don't bring enough to eat.

Purchase food that we can feed students with who don't have lunches or snacks that we can give out to students who haven't eaten.

Purchase fresh food weekly for snacks.

Purchase renewable food containers/provide water bottles for students in need. Update our fridge/freezer.

Put money toward a triple sink for washing fruit and veggies.

Put the money toward our hot lunch program. We feed students every day at no cost to their families.

Update kitchen tools (bowls, knives, measuring cups, etc.) to renew and replace ageing materials.

Use it as part of our garden program where students are growing their own fresh vegetables. We could also use it for a field trip to visit a local farm.

We are in need of general supplies for our food program. Right down to plates, cups, bowls, cutlery, mixing tools, large bowls. We typically only collect these items at garage sales.

We would like to work with local gardeners to expand our school garden program. Currently we have a small area with some herbs and veggies. We would like to increase this and include some Indigenous plants as well (e.g., berries).

With our resources and our donors, our day to day needs are met. We would spend the funds on food for a special Indigenous celebration this June for our school community.

4. Appendix A: Survey Instrument

Invitation Email

To: Principal's Name << Principal's Email Address>>
From: BC Stats <<BCStats.SurveyMail2@gov.bc.ca>>
Subject: K-12 School Food Survey – Invitation to Participate

K-12 School Food Survey

We need your input! The Ministries of Agriculture and Health in partnership with the Ministry of Education are conducting a survey to gain a better understanding of the food environments and local food procurement in B.C. public schools. Data collected from this survey may be used to inform a variety of policies, programs and guidelines related to local food sourcing, nutrition and health-based education initiatives.

The survey is intended for principals (or their designate) at B.C. public schools to share information about school food culture - the services, policies, and programs regarding nutrition and food availability in schools. The survey also asks about how food is sourced for your school and your school's views and interest around local/B.C. food. At the end of the survey, you will be asked if you would like to participate in a draw for one of three available \$500 grants to make improvements to your school's food environment.

BC Stats, B.C.'s central statistical agency, is administering this survey on behalf of the three Ministries. The information in this survey is collected and kept confidential in accordance with the Statistics Act. Your answers will be used for statistical and research purposes only. When survey results are published, your responses will be combined with the responses of others so that you cannot be identified.

Please note that the survey is intended to only be completed once per school, by the principal or another school staff member who has knowledge of the school food environment. This survey is for <<RECALL SCHOOL NAME>>.

To participate, click on the link below and follow the prompts.

[Click here to begin the survey!](#)

Please complete the voluntary survey by end of day Friday February 21, 2020. The survey will take less than 15 minutes to complete and can be completed on a desktop computer, tablet, or smartphone.

Thank you in advance for taking the time to participate! Your feedback is very important. If you have any questions or difficulties with the survey, please contact Brooke Somers, Manager, BC Stats by telephone at 250-387-8811 or email at BCStats.SurveyMail2@gov.bc.ca.

Sincerely,
Martin Monkman
Provincial Statistician and Director, BC Stats

Reminder Email 1

To: Principal's Name << Principal's Email Address>>
From: BC Stats <<BCStats.SurveyMail2@gov.bc.ca>>
Subject: Reminder – K-12 School Food Survey – Your opportunity to provide feedback

K-12 School Food Survey

The Ministries of Agriculture and Health in partnership with the Ministry of Education are conducting a survey to gain a better understanding of the food environments and local food procurement in B.C. public schools. Data collected from this survey may be used to inform a variety of policies, programs and guidelines related to local food sourcing, nutrition and health-based education initiatives.

The survey is intended for principals (or their designate) at B.C. public schools to share information about school food culture - the services, policies, and programs regarding nutrition and food availability in schools. The survey also asks about how food is sourced for your school and your school's views and interest around local/B.C. food. At the end of the survey, you will be asked if you would like to participate in a draw for one of three available \$500 grants to make improvements to your school's food environment.

Please note that the survey is intended to only be completed once per school, by the principal or another school staff member who has knowledge of the school food environment. This survey is for <<RECALL SCHOOL NAME>>.

To participate, click on the link below and follow the prompts.

[Click here to begin the survey!](#)

Please complete the voluntary survey by end of day Friday February 21, 2020. The survey will take less than 15 minutes to complete and can be completed on a desktop computer, tablet, or smartphone.

The information in this survey is collected and kept confidential in accordance with the Statistics Act. Your answers will be used for statistical and research purposes only. When survey results are published, your responses will be combined with the responses of others so that you cannot be identified.

If you have any questions or difficulties with the survey, please contact me by telephone at 250-387-8811 or email at BCStats.SurveyMail2@gov.bc.ca.

Thank you in advance for your participation!

Sincerely,
Brooke Somers, Manager
BC Stats & Survey Administrator for the K-12 School Food Survey

Reminder Email 2

To: Principal's Name <<Principal's Email Address>>
From: BC Stats <<BCStats.SurveyMail2@gov.bc.ca>>
Subject: Reminder – K-12 School Food Survey – Last reminder to give feedback about your school's food culture

K-12 School Food Survey

We have noticed that you have not yet completed the K-12 School Food Survey. This is the last reminder to request your feedback before the survey closes end of day Friday February 21, 2020. We would really appreciate a few moments of your time to provide your valuable feedback.

How do I access the survey?

- **[Click here to begin the survey!](#)**
- If you are having difficulty accessing your survey, please contact Brooke Somers, Manager, BC Stats by telephone at 250-387-8811 or email at BCStats.SurveyMail2@gov.bc.ca.

Are you sure this survey is for me?

- Yes! The survey is intended for principals (or their designate) at all B.C. public schools. Your feedback is important, and the survey is applicable to you.
- This survey is for <<RECALL SCHOOL NAME>>.
- The survey is intended to only be completed once per school, by the principal or another school staff member who has knowledge of the school food environment.
- The Ministries of Agriculture and Health in partnership with the Ministry of Education are conducting this survey to gain a better understanding of the food environments and local food procurement in B.C. public schools.

I have not had any time to fill the survey out.

- Know that even if you start the survey and are interrupted or close your browser, you can simply click on the link in this email again to continue the survey where you left off.
- The survey will take less than 15 minutes to complete and can be completed on a desktop computer, tablet, or smartphone.
- You have a few days left to complete this important survey by end of day Friday February 21, 2020.
- At the end of the survey, you will be asked if you would like to participate in a draw for one of three available \$500 grants to make improvements to your school's food environment.
- **[Click here to begin the survey!](#)**

How is my confidentiality protected?

- The information in this survey is collected and kept confidential in accordance with the Statistics Act for statistical and research purposes.
- When survey results are published, your responses will be combined with the responses of others so that you cannot be identified.

Questions?

- If you have any questions or difficulties with the survey, please contact me, Brooke Somers, Manager, BC Stats by telephone at 250-387-8811 or email at BCStats.SurveyMail2@gov.bc.ca.

Thank you in advance for your participation!

Sincerely,
Brooke Somers, Manager
BC Stats & Survey Administrator for the K-12 School Food Survey

Extension Email

To: Principal's Name << Principal's Email Address>>
From: BC Stats <<BCStats.SurveyMail2@gov.bc.ca>>
Subject: Extension – K-12 School Food Survey – Extension to give feedback about your school's food culture

K-12 School Food Survey

Due to popular request, the deadline for the K-12 School Food Survey has been extended. Please complete the voluntary survey by end of day Friday March 6, 2020. The survey will take less than 15 minutes to complete and can be completed on a desktop computer, tablet, or smartphone.

The Ministries of Agriculture and Health in partnership with the Ministry of Education are conducting this survey to gain a better understanding of the food environments and local food procurement in B.C. public schools. Data collected from this survey may be used to inform a variety of policies, programs and guidelines related to local food sourcing, nutrition and health-based education initiatives.

The survey is intended for principals (or their designate) at B.C. public schools to share information about school food culture - the services, policies, and programs regarding nutrition and food availability in schools. The survey also asks about how food is sourced for your school and your school's views and interest around local/B.C. food. At the end of the survey, you will be asked if you would like to participate in a draw for one of three available \$500 grants to make improvements to your school's food environment.

Please note that the survey is intended to only be completed once per school, by the principal or another school staff member who has knowledge of the school food environment. This survey is for <<RECALL SCHOOL NAME>>.

To participate, click on the link below and follow the prompts.

[Click here to begin the survey!](#)

The information in this survey is collected and kept confidential in accordance with the Statistics Act. Your answers will be used for statistical and research purposes only. When survey results are published, your responses will be combined with the responses of others so that you cannot be identified.

If you have any questions or difficulties with the survey, please contact me by telephone at 250-387-8811 or email at BCStats.SurveyMail2@gov.bc.ca.

Thank you in advance for your participation!

Sincerely,
Brooke Somers, Manager
BC Stats & Survey Administrator for the K-12 School Food Survey

Introduction

Welcome to the K-12 School Food Survey! This survey is for <<RECALL SCHOOL NAME>>.

This survey is being conducted by the Ministries of Agriculture and Health in partnership with the Ministry of Education to gain a better understanding of the food environments and local food procurement in B.C. public schools. Data collected from this survey may be used to inform a variety of policies, programs and guidelines related to local food sourcing, nutrition and health-based education initiatives.

The survey is intended for principals (or their designate) at B.C. public schools to share information about school food culture - the services, policies, and programs regarding nutrition and food availability in schools. The survey also asks about how food is sourced for your school and your school's views and interest around local/B.C. food. At the end of the survey, you will be asked if you would like to participate in a draw for one of three available \$500 grants to make improvements to your school's food environment.

BC Stats, B.C.'s central statistical agency, is administering this survey on behalf of the three Ministries. The information in this survey is collected and kept confidential in accordance with the Statistics Act. Your answers will be used for statistical and research purposes only. When survey results are published, your responses will be combined with the responses of others so that you cannot be identified.

Please note that the survey is intended to only be completed once per school, by the principal or another school staff member who has knowledge of the school food environment.

Throughout this survey, click the Next button at the bottom of each survey page to continue. Below are some more tips to help you get through the survey.

- Resuming the Survey: If at any time you leave the survey, or if your internet connection is lost, you may return using the link provided. In this case, you will resume the survey from the last page you were viewing when the survey stopped.
- Comments: If you close the survey while on a page where you wrote comments, your comments will not be saved. To save your comments, go to the next page before closing your web browser. When writing longer comments, you may want to click the Next button periodically to save your work and click the Back button to return to the comment page. Comments are a valuable part of the survey. BC Stats will make every effort to remove any information from your comments that could potentially be used to identify you. To help us protect your identity, we strongly recommend that you avoid personalizing your comments.
- Contact Information: If you have any questions or run into technical difficulties, please contact BC Stats by email at BCStats.SurveyMail2@gov.bc.ca or by telephone at 250-387-8811. This information is provided at the bottom of every survey page.

We appreciate your time and feedback! Thank you again for your participation!

Verbatim Comment Release Authorization

This survey has questions that give you the opportunity to provide open-ended comments. Do you consent to disclose (i.e., share) all your potentially identifiable open-ended comments to the Ministries of Agriculture, Health and Education? [Comments are a valuable part of the survey, and if you consent, your comments will be disclosed under Section 9(6)(b) of the Statistics Act. BC Stats will make every effort to remove any information from your comments that could potentially be used to identify you. To help us protect your identity, we strongly recommend that you avoid personalizing your comments.]

- Yes, I consent to disclose my comments to the Ministries of Agriculture, Health and Education
 No, I do not consent to disclose my comments to the Ministries of Agriculture, Health and Education

SECTION 1: DEMOGRAPHICS

ADMINISTRATIVE VARIABLES (DO NOT ASK)...

- As per <http://www.bced.gov.bc.ca/apps/imcl/imclWeb/Home.do> (Download an Excel extract of all school information)
- School Type...
 - School Category = Public School
 - Type = Standard School
 - Grade Range
 - Elementary School
 - Middle School
 - Secondary School
 - Elementary-Secondary School
- Student Population = Enrolment Total (As of September 30, 2019)
 - Under 250
 - 250 to 500
 - Over 500
- School District = District Number
- Health Authority (<https://bcforhighschool.gov.bc.ca/en/tile/regions-of-bc-map/>)
 - Fraser Valley Region = Fraser Health
 - Kootenay-Boundary Region + Thompson-Okanagan Region = Interior Health
 - Metro Region = Vancouver Coastal Health
 - Vancouver Island Region = Island Health
 - Northern Region = Northern Health
 - Note: Surrey (SD#36) = Fraser Health
 - Note: Powell River (SD#47) = Vancouver Coastal Health
 - Note: SD#93 = Coded into appropriate Health Authority as per City

1) Which of the following options best describes you? I am...

- A principal or vice principal at a B.C. public school
- A teacher at a B.C. public school
- A staff member at a B.C. public school
- A volunteer at a B.C. public school, who has a significant role in the school food environment
- Not a principal, vice principal, teacher, staff member, or volunteer (with a significant role in the school food environment) at a B.C. public school [END SURVEY: Sorry, you do not qualify to complete this survey. The survey is intended to be completed by the principal or another school staff member who has knowledge of the school food environment. Please click the Next button and provide the survey link to the principal (or their designate) to complete the survey. Thank you!]

[ASK IF Grade Range = Elementary School, Middle School, Secondary School]

Grade_Range_1) Our records indicate that your school (<<RECALL SCHOOL NAME>>) is a <<RECALL GRADE RANGE>>. Is this correct?

- Yes
- No
- Don't know / No response / Not applicable

[ASK IF Grade Range = Other OR Grade_Range_1 = No, DK/NR/NA]

Grade_Range_2) Of the following options, which option best represents your school?

- Elementary School
- Middle School
- Secondary School
- Elementary-Secondary School
- Don't know / No response / Not applicable

SECTION 2: SCHOOL FOOD ENVIRONMENT

5) What infrastructure does your school have available on-site for preparation or sale of food and/or beverages to students (i.e., not limited to staff use for preparation of their own food)? Please select all that apply even though some responses may overlap.

- A cafeteria (for food prepared on site)
- A canteen (for serving ready-made food)
- A full kitchen (i.e., stove, oven, fridge, sink, counter space)
- A partial kitchen (e.g., microwave, sink, fridge)
- Vending machine(s)
- Refrigerator
- Freezer

- None of the above
- Don't know / No response / Not applicable

6) Does your school have a break in the morning (e.g., recess or nutrition break)?

- Yes
- No
- Don't know / No response / Not applicable

[ASK IF Q6 = YES]

7) How many minutes do students at your school have to eat at recess or morning break? [IF "Elementary School", "Elementary-Secondary School" DISPLAY: Please consider the time allowed for eating in advance of recess, for younger students.]

___ MINUTES [Min = 0 Max = 100. Must be numeric, whole positive numbers only.]

- Don't know / No response / Not applicable

8) How many minutes do students at your school have to eat lunch?

___ MINUTES [Min = 0 Max = 100. Must be numeric, whole positive numbers only.]

- Don't know / No response / Not applicable

9) Who supervises students at your school while they eat lunch? Please select all that apply.

- Teacher
- Staff
- Older students
- Parents or volunteers
- No one
- Other – Please specify... _____

- Don't know / No response / Not applicable

10) Where do students eat lunch at your school? Please select all that apply.

- Cafeteria
- Classroom
- Hallways
- Gym
- Rooms other than cafeteria, classroom, gym
- Outside, but on school grounds
- Off school grounds

() Don't know / No response / Not applicable

[ASK IF Q10 DOES NOT EQUAL DK/NR/NA]

11) Please estimate the percentage (%) of students who eat lunch in the following spaces during a typical school day. Your responses should add up to 100%.

[Only display responses from Q10]

- ___ % - Cafeteria [Min = 0 Max = 100. Must be a percentage.]
- ___ % - Classroom [Min = 0 Max = 100. Must be a percentage.]
- ___ % - Hallways [Min = 0 Max = 100. Must be a percentage.]
- ___ % - Gym [Min = 0 Max = 100. Must be a percentage.]
- ___ % - Rooms other than cafeteria, classroom, gym [Min = 0 Max = 100. Must be a percentage.]
- ___ % - Outside, but on school grounds [Min = 0 Max = 100. Must be a percentage.]
- ___ % - Off school grounds [Min = 0 Max = 100. Must be a percentage.]

100% - TOTAL [CALCULATE TOTAL = 100%]

() Don't know / No response / Not applicable

12) Please indicate school or school district policies related to food and/or eating that are in place at your school. Please don't include provincial policies, such as the Guidelines for Food & Beverage Sales in B.C. Schools [HOVER/POP-UP – For “Guidelines for Food & Beverage Sales in B.C. Schools” or “the Guidelines”]: The Guidelines for Food & Beverage Sales in B.C. Schools define the nutrition standard that schools are required to apply to all food and beverages sold to students.]. Please select all that apply.

- Policy related to where students can eat
- Policy related to when students can eat
- Policy related to what students can bring to eat or drink
- Policy related to what food and beverages can be sold at school (other than the Guidelines for Food & Beverage Sales in B.C. Schools [HOVER/POP-UP])
- Policy about what food can be provided at school (during, for example, birthday celebrations or special events)
- Policy that emphasizes the purchase of B.C. produced and processed food and beverages over those from outside the province
- Other – Please specify... _____

() Don't know - I'm not sure if our school has policies related to food or eating

() Not applicable - Our school has no policies related to food or eating

() No response

SECTION 3: GUIDELINES

13) What do you know about the Guidelines for Food & Beverage Sales in B.C. Schools ("the Guidelines") [HOVER/POP-UP]? Please select the best response as per below.

- This is the first I've heard about the Guidelines [HOVER/POP-UP].
- I have heard of the Guidelines [HOVER/POP-UP].
- I have some understanding of the Guidelines [HOVER/POP-UP] and how to implement them at my school.
- I have a solid understanding of the Guidelines [HOVER/POP-UP] and know how they apply to our school food environment.

- Don't know / No response / Not applicable

14) Do you feel the Guidelines [HOVER/POP-UP] are a useful tool?

- Yes, they are a useful tool all of the time.
- Yes, they are a useful tool some of the time.
- No, they are not a useful tool.

- Don't know / No response / Not applicable

15A) How often does your school provide food and/or beverages for sale? Please consider all possible sales from the cafeteria or canteen, by the PAC (Parent Advisory Council) or other volunteer groups, within fundraising, and special events. Please note that this does not include sales from vending machines.

- Daily
- A few times per week
- Once per week
- A few times per month
- Once a month
- Rarely (Less than once a month, e.g., for special events)
- Never

Don't know / No response / Not applicable → Ask: 15B) Does your school provide food and/or beverages for sale at all during a typical school year? Yes, No, Don't know / No response / Not applicable

[ASK IF Q15A DOES NOT EQUAL "Never" and Q15B DOES NOT EQUAL "No" or "DK/NR/NA"]

16) Who sources the food and/or beverages that are sold in your school? Please consider all possible sales from the cafeteria or canteen, by the PAC or other volunteer groups, within fundraising, and special events. Please note that this does not include sales from vending machines. Please select all that apply.

- Teacher
- Staff (other than teachers)
- Students as part of class or club
- PAC
- Other volunteer group
- Caterer/Food service management company
- Other – Please specify... _____

Don't know / No response / Not applicable

[ASK IF Q15A DOES NOT EQUAL “Never” and Q15B DOES NOT EQUAL “No” or “DK/NR/NA”]

17) Where are the food and/or beverages that are sold in your school purchased from? Please select all that apply.

- Grocery retail store (not Costco)
- Food service establishment (e.g., restaurant, fast food outlet)
- Food Distributor (e.g., Sysco, GFS)
- Direct source (e.g., farmer, fisher, bakery)
- Food Wholesaler (e.g., Costco)
- Other – Please specify... _____

Don't know / No response / Not applicable

[ASK IF Q15A DOES NOT EQUAL “Never” and Q15B DOES NOT EQUAL “No” or “DK/NR/NA”]

18) Our school applies the Guidelines [HOVER/POP-UP]... Please select the best response as per below.

- During none of the food and beverage sales opportunities
- In up to 25% of the food and beverage sales opportunities
- In up to 50% of the food and beverage sales opportunities
- In up to 75% of the food and beverage sales opportunities
- In all, or very nearly all, food and beverage sales opportunities

Don't know / No response / Not applicable

19) Has your school experienced any challenges in implementing the Guidelines [HOVER/POP-UP]? Please select all that apply.

- The Guidelines [HOVER/POP-UP] are too long.
- Scoring food and beverages is difficult.
- The Guidelines [HOVER/POP-UP] take too long to apply.
- Finding food and beverages that meet the criteria is difficult.
- Selling food and beverages that meet the criteria causes us to lose profits.
- The Guidelines [HOVER/POP-UP] aren't supported by our school community.
- Other – Please specify... _____

- Our school does not use the Guidelines [HOVER/POP-UP].
- Our school has had no challenges in implementing the Guidelines [HOVER/POP-UP].
- Don't know / No response / Not applicable

20) What supports has your school received in implementing the Guidelines [HOVER/POP-UP]? Please select all that apply.

- A public health dietitian from our regional health authority
- Other regional health authority staff
- Our school district
- A community organization (not health authority)
- HealthLink BC
- Volunteer from the school community (e.g., parent)
- Other – Please specify... _____

- Our school does not use the Guidelines [HOVER/POP-UP]
- Our school has not received supports in implementing the Guidelines [HOVER/POP-UP]
- Don't know / No response / Not applicable

21) How do you think the Guidelines [HOVER/POP-UP] impact students' eating behaviours at your school? Please select the best response as per below.

- Use of the Guidelines [HOVER/POP-UP] at our school has a positive impact on students' eating behaviours at our school.
- Use of the Guidelines [HOVER/POP-UP] at our school has no impact on students' eating behaviours at our school.
- Use of the Guidelines [HOVER/POP-UP] at our school has a negative impact on students' eating behaviours at our school.

- Our school does not use the Guidelines [HOVER/POP-UP].
- Don't know / No response / Not applicable

22) What would be helpful to support teachers in teaching about healthy eating in the classroom? Please select all that apply.

- Lesson plans based on Canada's food guide
- Educator's guide to interpreting Canada's Dietary Guidelines and applying them in the classroom (these are guidelines and considerations that Canada's food guide resources are based on)
- How to link foods made available in school through various programs with learning opportunities
- Other – Please specify... _____

- Nothing is needed
- Don't know / No response / Not applicable

SECTION 4: MEAL AND SNACK PROGRAMS

For the next set of questions, we are interested in hearing about meal and snack programs that are not part of fundraising activities at your school.

Sub Section: Overview

23A) What meals or snacks are regularly provided to students at your school? Please do not indicate meals and snacks that are part of fundraising activities at your school. Please select all that apply.

- Hot breakfast
- Cold breakfast
- Hot lunch
- Cold lunch
- Snacks always available
- Snacks available at certain times (e.g., recess)

- Not applicable - Our school does not provide food for students
- Don't know / No response → Ask: 23B) Does your school regularly provide meals or snacks to students at your school? Please do not indicate meals and snacks that are part of fundraising activities at your school. Yes, No, Don't know / No response / Not applicable

[ASK IF Q23A = Breakfast, Lunch, Snack]

23C) What other, if any, meals or snacks are regularly provided to students at your school? Please do not indicate meals and snacks that are part of fundraising activities at your school.

- Other – Please specify... _____

- No other meals or snacks are regularly provided to students
- Don't know / No response / Not applicable

[ASK IF Q23A DOES NOT EQUAL “Not applicable” and Q23B DOES NOT EQUAL “No” or “DK/NR/NA”]
24) Who sources the food and/or beverages used for meals and snacks provided to students at your school? Please do not indicate meals and snacks that are part of fundraising activities at your school. Please select all that apply.

- Teacher
- Staff (other than teachers)
- Students as part of class or club
- PAC
- Other volunteer group
- Caterer/Food service management company
- Other – Please specify... _____

Don't know / No response / Not applicable

[ASK IF Q23A DOES NOT EQUAL “Not applicable” and Q23B DOES NOT EQUAL “No” or “DK/NR/NA”]
25) Where do you purchase the food and/or beverages for the meals and snacks provided to students at your school? Please do not indicate meals and snacks that are part of fundraising activities at your school. Please select all that apply.

- Grocery retail store (not Costco)
- Food service establishment (e.g., restaurant, fast food outlet)
- Food Distributor (e.g., Sysco, GFS)
- Direct source (e.g., farmer, fisher, bakery)
- Food Wholesaler (e.g., Costco)
- Other – Please specify... _____

Don't know / No response / Not applicable

Sub Section: Breakfast

[ASK IF Q23A = “Hot breakfast” and/or “Cold breakfast”]
27) The following questions are regarding the breakfasts provided at your school. Breakfast is provided... Please select the best response as per below.

- Daily
- A few times per week
- Once per week
- Less than once per week
- Irregularly / At certain times during the school year

Don't know / No response / Not applicable

[ASK IF Q27 DOES NOT EQUAL “Daily” or “DK/NR/NA”]
28) Why does your school not offer breakfast daily? Please select all that apply.

- There is not enough demand to offer breakfast daily.
- We do not have adequate resources to offer breakfast daily.
- Other – Please specify... _____

Don't know / No response / Not applicable

Sub Section: Lunch

[ASK IF Q23A = “Hot lunch” and/or “Cold lunch”]

29) The following questions are regarding the lunches provided at your school. Lunch is provided... Please select the best response as per below.

- Daily
- A few times per week
- Once per week
- Less than once per week
- Irregularly / At certain times during the school year

- Don't know / No response / Not applicable

[ASK IF Q29 DOES NOT EQUAL “Daily” or “DK/NR/NA”]

34) Why does your school not offer lunch daily? Please select all that apply.

- There is not enough demand to offer lunch daily.
- We do not have adequate resources to offer lunch daily.
- Other – Please specify... _____

- Don't know / No response / Not applicable

Sub Section: Snacks

[ASK IF Q23A = “Snacks always available” and/or “Snacks available at certain times”]

35) The following questions are regarding the snacks provided at your school. Snacks are provided... Please select the best response as per below.

- Daily
- A few times per week
- Once per week
- Less than once per week
- Irregularly / At certain times during the school year

- Don't know / No response / Not applicable

[ASK IF Q35 DOES NOT EQUAL “Daily” or “DK/NR/NA”]

36) Why does your school not offer snacks daily? Please select all that apply.

- There is not enough demand to offer snacks daily.
- We do not have adequate resources to offer snacks daily.
- Other – Please specify... _____

- Don't know / No response / Not applicable

SECTION 5: FUNDING

[ASK IF Q15A DOES NOT EQUAL "Never" and Q15B DOES NOT EQUAL "No" or "DK/NR/NA"]

37) What is the approximate value (in dollars (\$)) your school makes from the sale of food and/or beverages in an average year? Please provide the profit value (gross value minus expenses).

\$ _____ Fundraising (through PAC, teams, clubs, etc.)

() Don't know / No response / Not applicable

\$ _____ Cafeteria, canteen, vending machines, meal and snack programs (not through PAC, teams, clubs, etc.)

() Don't know / No response / Not applicable

\$ _____ TOTAL [CALCULATE TOTAL \$ ONLY IF DK/NR/NA NOT SELECTED ABOVE]

38) What type(s) of funding does your school receive for meal and/or snack programs? Please select all that apply.

CommunityLINK funds

Provincial or national food programs

Community food programs

PAC or other parent fundraising

Other – Please specify... _____

() None - School does not receive funding for meal and/or snack programs

() Not applicable - Our school does not provide food for students

() Don't know / No response

39) Has your school experienced any challenges in applying for grants for food? Please select all that apply.

What grants are available are hard to find

The grants take too long to apply for

Other – Please specify... _____

() Our school does not apply for grants for food

() Our school has had no challenges applying for grants for food

() Don't know / No response / Not applicable

SECTION 6: FEED BC

The next few questions relate to your school's views and values related to B.C./local food. These questions are intended to help the Ministry of Agriculture explore ways in which schools could be supported through Feed BC ["Feed BC" LINK: www.gov.bc.ca/FeedBC] and other programs to increase the use of B.C./local food.

40) Which of the following best describes your school's perspective on sourcing B.C./local food? When purchasing food... Please select the best response as per below.

- Our school chooses B.C./local food over food from outside B.C. whenever possible
- Our school chooses B.C./local food over food from outside B.C. only when it is comparable in cost
- Our school does not make efforts to source B.C./local food
- Our school does not make food purchasing decisions
- Other – Please specify... _____

Don't know / No response / Not applicable

41) Using a scale of 1 to 5, where 1 is Strongly Disagree and 5 is Strongly Agree, please rate your agreement with the following statements about your school's values related to B.C./local food.

	Strongly Disagree 1	2	3	4	Strongly Agree 5	Don't know / No response / Not applicable
B.C./local food in our school contributes to our student's health.	()	()	()	()	()	()
B.C./local food in our school builds our student's knowledge of community-based food systems.	()	()	()	()	()	()
B.C./local food in our school builds our student's social, emotional connections to community-based food systems.	()	()	()	()	()	()
B.C./local food in our school supports sustainability.	()	()	()	()	()	()
B.C./local food in our school reduces our carbon footprint.	()	()	()	()	()	()
B.C./local food in our school supports the local food economy/agriculture.	()	()	()	()	()	()

42A) Using a scale of 1 to 5, where 1 is Not At All Helpful and 5 is Extremely Helpful, please rate how helpful each of the following ideas would be to increase the use of B.C./local food at your school.

	Not At All Helpful 1	2	3	4	Extremely Helpful 5	Don't know / No response / Not applicable
Resources or tools on how to find B.C./local food and beverage suppliers	()	()	()	()	()	()
Information on how to incorporate more B.C./local food in your food purchasing policies/food service contracts	()	()	()	()	()	()
Human resources to assist in coordinating and connecting school food programs to B.C./local food suppliers (e.g., Farm to School Animators)	()	()	()	()	()	()
Connections with community organizations, farmers, fishers, traditional gatherers and knowledge keeps who have deep knowledge and relationships with local food	()	()	()	()	()	()
Equipment or infrastructure to be able to store, prepare and serve B.C./local food (e.g., fridge, washing station)	()	()	()	()	()	()

42B) Do you have any other ideas to increase the use of B.C./local food at your school?

- () Yes – Please specify... _____
- () No
- () Don't know / No response / Not applicable

43) Would your school benefit from classroom supports (e.g., lesson plans, print resources, videos) to help teachers link B.C. agriculture and local food production information to classroom learning? Would you say...

- Yes
- Somewhat
- Maybe
- No

Don't know / No response / Not applicable

SECTION 7: ADDITIONAL THOUGHTS

44) Is there anything else you would like to share in response to this survey?

Don't know / No response / Not applicable

SECTION 8: IMPROVEMENT GRANT

45) Are you interested in participating in the draw for one of three available \$500 grants to make improvements to your school's food environment?

- Yes
- No

[ASK IF Q45 = YES]

46) BC Stats will be randomly selecting the three winners for the \$500 grants on Monday February 24, 2020, and only the winners will be contacted after this date. Please provide your full contact information below to enter the draw.

Name: _____
Telephone Number: _____
Email: _____

[ASK IF Q45 = YES]

47) If your school wins, what would you like your school to do with the \$500 grant to improve your school's food environment.

Don't know / No response / Not applicable

SECTION 9: You Are Done!

Thank you for your participation in this important survey! Please click the Submit button below to complete your survey. [GO TO www.gov.bc.ca/FeedBC WHEN SUBMIT BUTTON CLICKED]

The information in this survey is collected under Section 26 (a), (c), and (e) of the Freedom of Information and Protection of Privacy Act (FOIPPA). It is collected and kept confidential in accordance with the Statistics Act and only used for statistical and research purposes. When survey results are published, your responses will be combined with the responses of others so that you cannot be identified.

Contact information for questions about the FOIPPA and Statistics Act:

Martin Monkman, Director and Provincial Statistician, BC Stats
Mailing Address: Box 9410 Stn Prov Govt, Victoria, BC, V8W 9V1
Telephone: 250-216-5848

5. Appendix B: Factground

High Level

Study 2020 K-12 Public School Food Survey
Project Sponsor Ministry of Education, Ministry of Health, Ministry of Agriculture

Operations

Data Collection Method Online Survey
Fielding Window / Dates January 29 to March 6, 2020

Population

Scope All B.C. Public Standard Schools
Population Source <http://www.bced.gov.bc.ca/apps/imcl/imclWeb/Home.do>
Population 1,395 Schools
Completions 503 Schools
Response Rate 36.1%
Sampling Strategy Census
Margin of Error +/- 3.5% (For Overall B.C. Results, 95% Confidence Interval)



BC Stats is the provincial government's leader in statistical and economic research, information and analysis essential for evidence-based decision-making. BC Stats, the central statistics agency of government, is excited to be taking a lead role in the strategic understanding of data sources and analysis across government. The goal is to increase overall business intelligence—information decision makers can use. For more information, please contact Elizabeth Vickery.

Web: www.bcstats.gov.bc.ca

Twitter: @BCStats

Email: BC.Stats@gov.bc.ca



Disclaimer

Opinions expressed in this document are those of the author and not necessarily those of the Government of British Columbia. The Government of British Columbia, and their directors, agents, employees, or contractors will not be liable for any claims, damages, or losses of any kind whatsoever arising out of the use of, or reliance upon, this information