



TABLE OF CONTENTS

ANNUAL REPORT OVERVIEW	03
LETTER FROM THE BCUOMA CHAIR	04
2021 BCUOMA BOARD OF DIRECTORS	05
LEADERS IN INNOVATION.....	06
COMMUNICATIONS & PUBLIC OUTREACH	12
CONSUMER AWARENESS	15
COLLECTION EVENT SUMMARY	16
KEY COLLABORATIONS.....	17
COLLECTION NETWORK PERFORMANCE	18
ACCESSIBILITY	22
CAPTURE RATES IN 2021	25
PRODUCT COLLECTION	26
END FATE FOR PRODUCTS COLLECTED	27
PRODUCT MANAGEMENT	28
2021 COLLECTIONS BY REGIONAL DISTRICT	29
SUMMARY OF 2021 COLLECTION & CONSUMER RETURNS	30
APPENDIX A Return Collection Facilities	31
APPENDIX B Financial Report & Independent Auditors Report	35
APPENDIX C Independent Reasonable Assurance Report	51

ANNUAL REPORT OVERVIEW

Who are we?

The British Columbia Used Oil Management Association (BCUOMA) is a not-for-profit society that operates a province-wide collection and recycling program dedicated to collecting and recycling lubricating oil, oil filters, oil containers, antifreeze and antifreeze containers from both the do-it-yourself market as well as the commercial and industrial markets.

Our goal is to provide British Columbians with an eco-friendly and cost-effective way to dispose of our program materials and keep everyone safe. Each year, approximately 50 million litres of oil and 3 million litres of antifreeze are collected and responsibly managed through our program.

What do we do?

Formed under the British Columbia Society Act in 2003, BCUOMA has worked hard to continually improve collection and recycling performance in all regions of the province and across all product categories.

BCUOMA is managed by a multi-stakeholder Board of Directors with representatives from various sectors, including manufacturing, retail, local government and the public at large. BCUOMA provides incentives to recyclers to ensure that oil, filters, antifreeze, and containers throughout BC are collected and managed. The collectors pick up the materials from generators and publicly accessible recycling centres across the province and deliver the materials to the BCUOMA registered processors, where they are processed to the point that they can be reused or sold as raw material inputs for manufacturing or energy products.

Why do we need BCUOMA?

Year over year, we are becoming increasingly aware that simply throwing away or dumping oil products, not only harms the environment, but also wastes a valuable non-renewable resource.

Through the BCUOMA program, British Columbians can now:

1. Recover more used oil, antifreeze, filters and containers
2. Extend the life of a non-renewable natural resource
3. Provide the recycling industry with oil, antifreeze, plastic and steel
4. Decrease pollution caused by improper disposal
5. Reduce the amount of recyclable materials in our landfills
6. Contribute to the growth of a circular economy in BC.

What happens to the products collected?

BCUOMA's mandate is to ensure the responsible collection and management of the used oil, antifreeze, filters and containers required under the BC Recycling Regulation as well as provide British Columbians with an eco-friendly and cost-effective way to dispose of these materials.

Used oil collected through the program is re-refined into new lubricating oil or processed for material inputs for manufacturing or energy products. Like oil, antifreeze is also a product that is highly recyclable, with all of the used antifreeze being recycled into new automotive antifreeze. Oil filters are crushed and taken to a steel mill to manufacture new steel products, while plastic oil and antifreeze containers are recycled into new oil containers, drainage tiles, and parking curbs.

LETTER FROM THE CHAIR

On behalf of the BC Used Oil Management Association, I am pleased to present the 2021 Annual Report.

In 2021, we began to imagine what our industry, and the world for that matter, would look like post pandemic. We knew it would take time for us to get back to normal, and that normal may look very different than it had before, but we also knew our goal of ensuring oil and antifreeze products are responsibly managed in British Columbia hadn't changed.

As the world began to open up and supply chain issues started to ease, we were able to get back to providing support to communities around the province. In total, we awarded 26 infrastructure grants to help collection facilities do the important work of collecting and managing program materials from the public.

We worked together with our network of collectors to ensure they were able to service all communities in an efficient and cost-effective way. And we're proud of the fact that many of the products collected in BC were also processed right here in the province, feeding into the circular economy system.

Early in the year, we announced the winners of our second annual Top Collector Awards, which honour the facilities with the highest collection rates who have shown a dedication and commitment to the program. These RCFs are a key part of our program, and we are grateful for the hard work they do on behalf of BCUOMA.

Working in collaboration with our used oil management association partners across the country, we continued to make new improvements to the Canada-wide electronic reporting system used for the handling of environmental handling charges. The EHC OneWindow program has been instrumental in streamlining interactions with our members and allowing our business to operate more efficiently.

In November, the Board and Staff came together for a Strategic Planning Session that focused on the future of BCUOMA and helped set a roadmap for where we want to be in the coming years. Our achievements are only possible because of the support from our members and other important stakeholders, and we know that with such a dedicated group of partners behind us, there is so much more we can accomplish.

I would like to thank everyone involved in the BCUOMA program for helping make 2021 another successful year. I look forward to the year ahead.

Brian Ahearn



Board Chair
BCUOMA

2021 BCUOMA BOARD OF DIRECTORS



Brian Ahearn, Chair
Canadian Fuels Association

Lonnie Cole, Secretary
Filter Industry

Natalie Zigarlick, Treasurer
Public Member

Don Hetherington
Mr. Lube Canada

Dan Higgins
Canadian Tire

Sam DeGuillio
Antifreeze Industry

Vincent Gauthier
Petro-Canada Lubricants Inc.

Gord Klassen
City of Fort St. John
(Not Pictured)

Wayne Marees
Chevron Canada Ltd.

We believe the only path is forward through balance.

Adaptability is paramount as we work to ensure the needs and expectations of British Columbians and our key stakeholders are not only met but exceeded.

We see ourselves as leaders of innovation in the area of environmental stewardship, and here are just a few of the ways we have raised the bar:

Infrastructure Grants

BCUOMA is committed to supporting the collection and recycling of used motor oil and other program materials from British Columbians through our network of public recycling centres. One of the ways that we ensure program materials are collected and stored in a safe and environmentally friendly manner is by providing facilities with the infrastructure they need through our Infrastructure Grant program.

Grants are available to registered municipalities, private businesses, non-profit organizations, and other sectors that require additional infrastructure for their public collection facilities, such as modified sea containers, tanks, covered sheds or other containment materials for used oil, antifreeze, filters, and containers.

“On behalf of the Regional District I would like to thank BCUOMA for the continued support in providing our communities with the opportunity to safely Recycle Used Oil and Antifreeze products.”

Ron Hamilton

Regional District of Okanagan-Similkameen

“This will help with keeping our site clean and will address the challenges we are facing. Thank you very much for your support.”

Marie-Lou Leblanc

Squamish-Lillooet Regional District

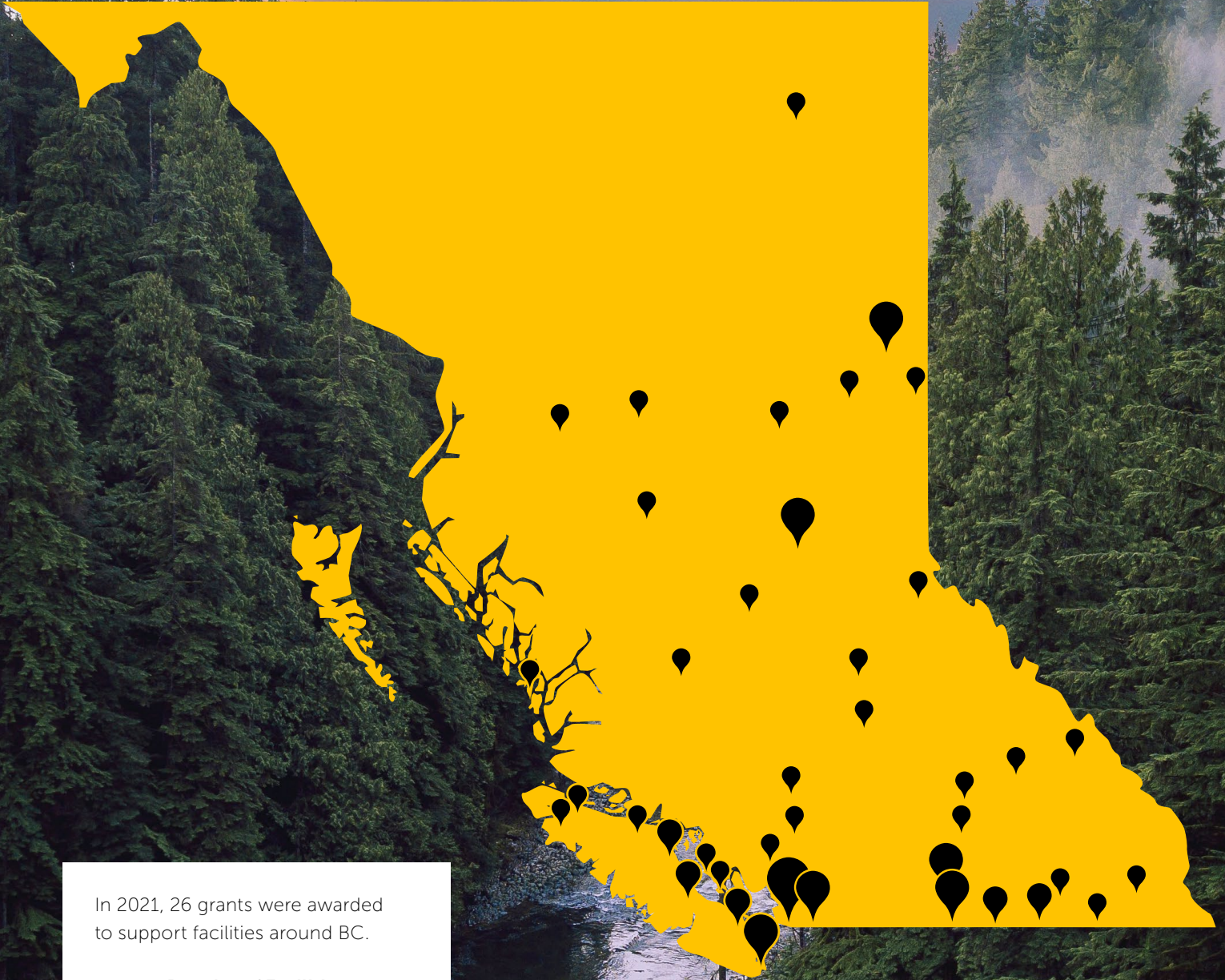
“The seacans are great and really help clean up our lot! Thanks for helping me out with this.”

Mike Bernhardt

Great Canadian Oil Change

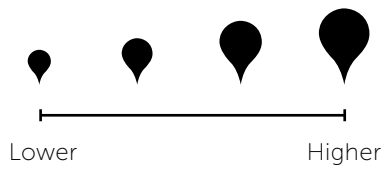


INFRASTRUCTURE GRANTS AWARDED



In 2021, 26 grants were awarded to support facilities around BC.

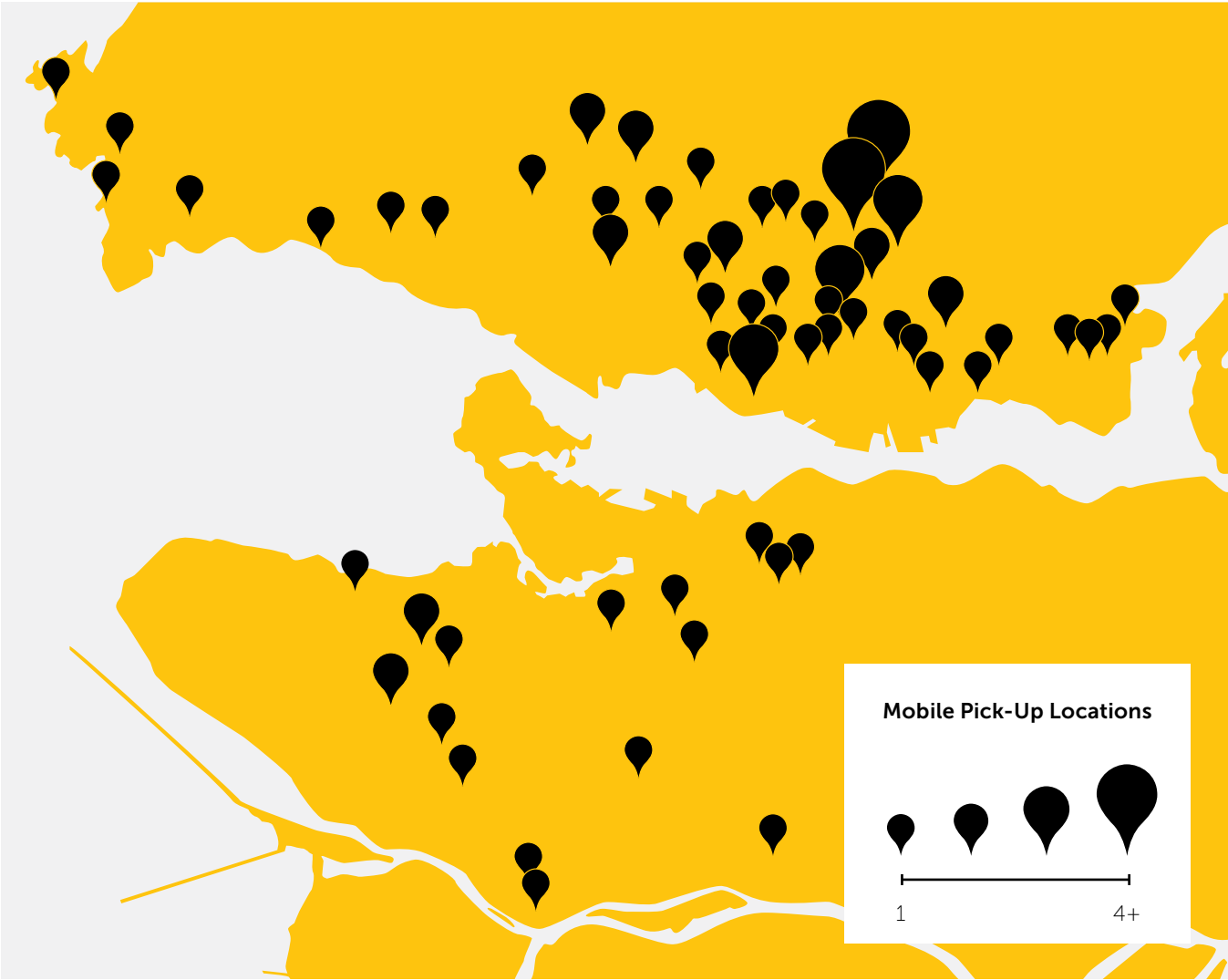
Density of Facilities



MOBILE PICK-UP PROGRAM

Over the past few years, we have had a few situations where, for a variety of reasons, it took us longer than expected to provide a community with a brick-and-mortar public recycling facility for our program and we had to find new and innovative ways to help residents. One great example of that is our Mobile Pick-Up Pilot launched in early 2020 to fill a growing need in the Lower Mainland (specifically the North Shore and Vancouver). With just a phone call, residents were able to arrange for their materials to be picked up directly from their home at no cost to them.

While these communities are now serviced by a more permanent return collection facility, this program will continue to be used when needed to fill gaps that may arise in the future.



First Nations Collaborations

BCUOMA has worked with multiple First Nation communities to help them implement used oil collection systems. This initiative includes assessing the community needs, supplying equipment and infrastructure through the grant program, training site operators and connecting the facility to the BCUOMA collection network to ensure materials are recycled.



1. Tahltan Band
2. Takla Nation Eco-Depot
3. KITASOO Band Council
4. Heiltsuk Environmental Services
5. Hesquiaht First Nation
6. Lil'wat Nation



Marine Program

With the significant amount of coastline in British Columbia, it's important that we ensure the boating community is aware of their responsibility to recycle any used motor oil from marine vessels. We partnered with the Georgia Strait Alliance and their Clean Marine BC program to help spread the word.

BCUOMA was featured as a partner of the program, and we placed an ad in the Guide to Green Boating which was distributed to thousands of boating enthusiasts.

We were also invited to present at a Spill Training event and provided the audience with details on how to recycle their program materials responsibly.

**"Are we sure
oil and water
don't mix?"**

**Yeah, we're sure.
The only answer
for used motor oil
is recycling.**

Keep your boat and the waterways clean.
Find the closest Public Recycling Centre
for your motor oil and oil filters.
Go to bcusedoil.com/recycling



COMMUNICATIONS & PUBLIC OUTREACH

The pandemic continued to have an impact on how we communicated with the public and many of the adjustments we made in 2020 stayed in place including:

- No in-person community engagement events
- Expanded use of digital assets to share message
- Increased public relations outreach to generate press coverage

Despite the pandemic, we were very successful in achieving significant reach with our brand awareness campaign:

Awareness Campaign

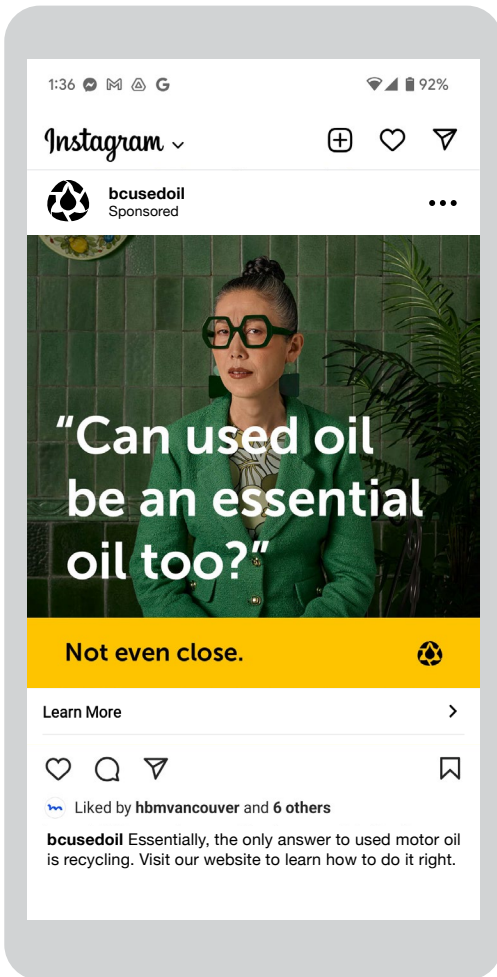
- Length: 8 months, April to December
- Channels: Radio, outdoor, digital, social, search
- Estimated Reach: 58 million+

Public Relations

- 55 Press Releases Sent
- 214 print, digital, broadcast and social media mentions
- Estimated Reach: ~13.5 million



Bus Ads



Paid Social Ads



How To Clean Everything

spotlight

CALENDAR

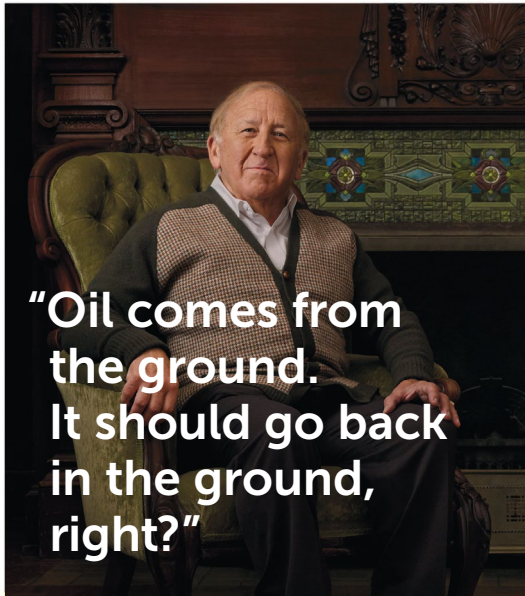
"Please note changes/cancellations due to the COVID virus. Also, please check with the organization staging the event for up-to-date details."

September 22 - 24, 2022
DEMO International Equipment Show, Ottawa/Gatineau
 (888) 454-7469
www.demointernational.com

productive lumber company. We are prepared to spend targeted capital to improve the sawmill assets. The bottom line is that we need to bring cash operating costs down and increase production."

He says that GFFP plans to spend between \$50 million to \$60 million over 36 months to improve sawmill operations.

Doman concludes that the goal is to build a global company that is resilient, capable of riding out and continuing to operate in any lumber market.



"Oil comes from the ground. It should go back in the ground, right?"

Nope, there's only one answer for used motor oil. Recycling.

Do the right thing. Find the closest Public Recycling Centre for your motor oil and oil filters. Go to bcusedoil.com/recycling



Trade Media Print Ads

A40 | OPINION WEDNESDAY, OCTOBER 6, 2021

Recycle used motor oil at the North Shore Recycling & Waste Centre.

Now your used motor oil, oil filters, antifreeze and containers can go to 30 Riverside Drive. It's absolutely free and open 7 days a week.

bcusedoil.com

North Shore Reads: Finding the Mother Tree
 Dr. Suzanne Simard in Conversation with Shelagh Rogers

Wednesday, October 20 | 7:00pm-8:30pm
 Live on Zoom. FREE to attend.
 Register: northshorereads.eventbrite.com

Join your North Shore Libraries for a dynamic conversation with Suzanne Simard and CBC's Shelagh Rogers about the intimate world of trees and the wisdom of the forest.

In *Finding the Mother Tree*, Dr. Suzanne Simard shares her story of discovering the communication that exists between trees, while weaving in the story of her experiences with family and grief.

Tsitsáyxemaat Rebecca Duncan will provide a traditional Squamish welcome.

Presented in partnership with:

News Print Ads

DEMOCRACY IN ACTION
Three fixes to election integrity

ALICIA PETERS
Contributing writer

We were 13 Commonwealth observers gathered around laptops discussing our observations and recommendations for the August 2021 Zambian election when the writ was dropped. I jokingly invited the group to observe our election. Canada does not invite international observers to its elections. Most western liberal democracies do not, but perhaps they should. Democracy and the elections that facilitate it are a work in progress, there are a few things I have observed that could help strengthen Canada's election based on our most recent trip to the polls.

I have three recommendations to improve our election integrity, under two themes: combating voter apathy, and improving accessibility.

Voter apathy is not a new phenomenon in Canada. With the 2021 election being widely called "the election nobody wanted," it is no surprise that voter turnout is only around 62 per cent, according to Elections Canada, a decline from the last two elections. There are many reasons for low turnout, one of them is the feeling that "my vote doesn't matter."

Several Ontario polls did not close on time because of the long lines of people waiting to cast their ballots. In the meantime, surrounding polls had closed and began reporting. Eventually, the media dictated the riding result, even though so many people had yet to cast their ballot.

Comfort Keepers.
 Elevating the Human Spirit

KEEPER OF THE HOME
 ACCREDITATION AGREEMENT PROGRAM

Keeping So...

HOUSEKEEPING • COM...
 • ERR...
(604)
northwestvan@comfortkeepers.com



(2021 SABC survey conducted by Insights West)

CONSUMER AWARENESS

This is the last year we will report one figure relating to consumer awareness as we feel it is more beneficial to break awareness down into more targeted categories.

Using a baseline established in 2021, moving forward we will report on three new awareness performance metrics for both general public and DIYers (people that have program materials to return to a public recycling centre):

Program Awareness

Do you know about the BCUOMA program?

General Public Target: 65%

DIYers Target: 75%

Location Awareness

Do you know where your closest recycling centre is?

General Public Target: 50%

DIYers Target: 65%

Information Source Awareness

Do you know where to search for recycling centre locations?

General Public Target: 60%

DIYers Target: 70%

COLLECTION EVENT SUMMARY

With the easing of restrictions, Regional Districts, municipalities, and other groups were once again able to hold community collection events and BCUOMA was proud to provide grants for eight such events in 2021.

- September 11 – Castlegar (Regional District of Central Kootenay)
- September 18 – Creston (Regional District of Central Kootenay)
- September 19 – Kaslo (Regional District of Central Kootenay)
- September 25 – Silverton (Regional District of Central Kootenay)
- September 26 – Nakusp (Regional District of Central Kootenay)
- October 2 – Summerland (Regional District of Okanagan-Similkameen)
- October 23 – Chilliwack (City of Chilliwack)
- October 23 & 24 – Langley (Township of Langley)

These community collection events are a great way for residents to safely return any materials and hazardous waste they have been storing in their homes and are unsure what to do with. BCUOMA is often one of several stewardship programs participating in the event.

KEY COLLABORATIONS



Provincial Programs (UOMAs)

BCUOMA works closely in partnership with eight other provincial programs through the national working group, the National Used Oil Material and Antifreeze Advisory Council (NUOMAAC) which coordinates the Canada-wide used oil and antifreeze materials recycling effort and encourages national standards. The UOMA industry-led stewardship program model works in close collaboration to achieve environmental, economic and socio-economic successes across Canada.



BC Stewardships (SABC)

BCUOMA is an active member of the Stewardship Agencies of British Columbia (SABC), an informal alliance of industry product stewardship organizations. SABC works with government, service providers and other stakeholders to ensure B.C.'s extended producer responsibility model is successful and cost effective.



Indigenous Zero Waste Technical Advisory Group (IZWTAG)

BCUOMA is proud to have been the first Associate Member of the Indigenous Zero Waste Technical Advisory Group (IZWTAG), a non-profit society dedicated to supporting zero waste systems in all First Nation communities in BC. In 2021, BCUOMA worked with IZWTAG to ensure used oil and other BCUOMA program products were safely managed in First Nation communities and responsibly recycled.



Recycling Council of BC

As part of our commitment to always ensuring access to key program information, BCUOMA participates with other stewardship programs to fund the Recycling Council of BC's hotline and Recyclopeda database. Consumers looking to have their recycling questions answered can call the hotline at 1-800-667-4321 or download the Recyclopeda app.

49,483,469
LITRES

TOTAL AMOUNT OF USED OIL COLLECTED IN 2021

COLLECTION NETWORK PERFORMANCE


BC Used Oil Management Association is a mature product stewardship program with material collection spread across a large network of generators across nine designated zones in BC. Many of these generators change oil, filters, and antifreeze commercially and then call collectors in the BCUOMA program for pick-up. Any approved end use must be environmentally sound and in compliance with environmental requirements.

Of all the used oil and antifreeze collected in BC, 94% is collected from commercial facilities such as service stations, lube shops and large commercial operations (e.g., mining, forestry and agriculture). These commercial facilities are typically serviced by a registered BCUOMA collector that has a service agreement with that facility.



94%

OF MATERIALS
COLLECTED COME FROM
COMMERCIAL FACILITIES



Most British Columbians recycle their oil without even knowing it.

COLLECTION NETWORK PERFORMANCE

If you get your oil changed at a lube shop or by a mechanic, you are already doing your part to make sure your used oil stays out of the ecosystem. Only a small amount—approximately 6% of the total used oil and antifreeze collected in BC—comes from consumers that change their own oil/antifreeze or small commercial operators that choose to use the free consumer drop-off system.

For consumers that choose to change their own oil or antifreeze, BCUOMA has a province-wide network of registered public recycling centres that provide consumers with free access for recycling of program materials.


In 2021, there were 286 publicly accessible recycling centres located in high traffic retail locations, industrial sites, multi-material private depots (bottle depots) and local government recycling/landfill sites. Each year we look to identify areas of the province that need new facilities and work to find a partner in that area to support. Through the awarding of infrastructure grants, BCUOMA ensures each facility has the right equipment to manage program materials. In 2021, a total of 26 grants were awarded.

Year	Number of Facilities
2021	286
2020	273
2019	274
2018	291

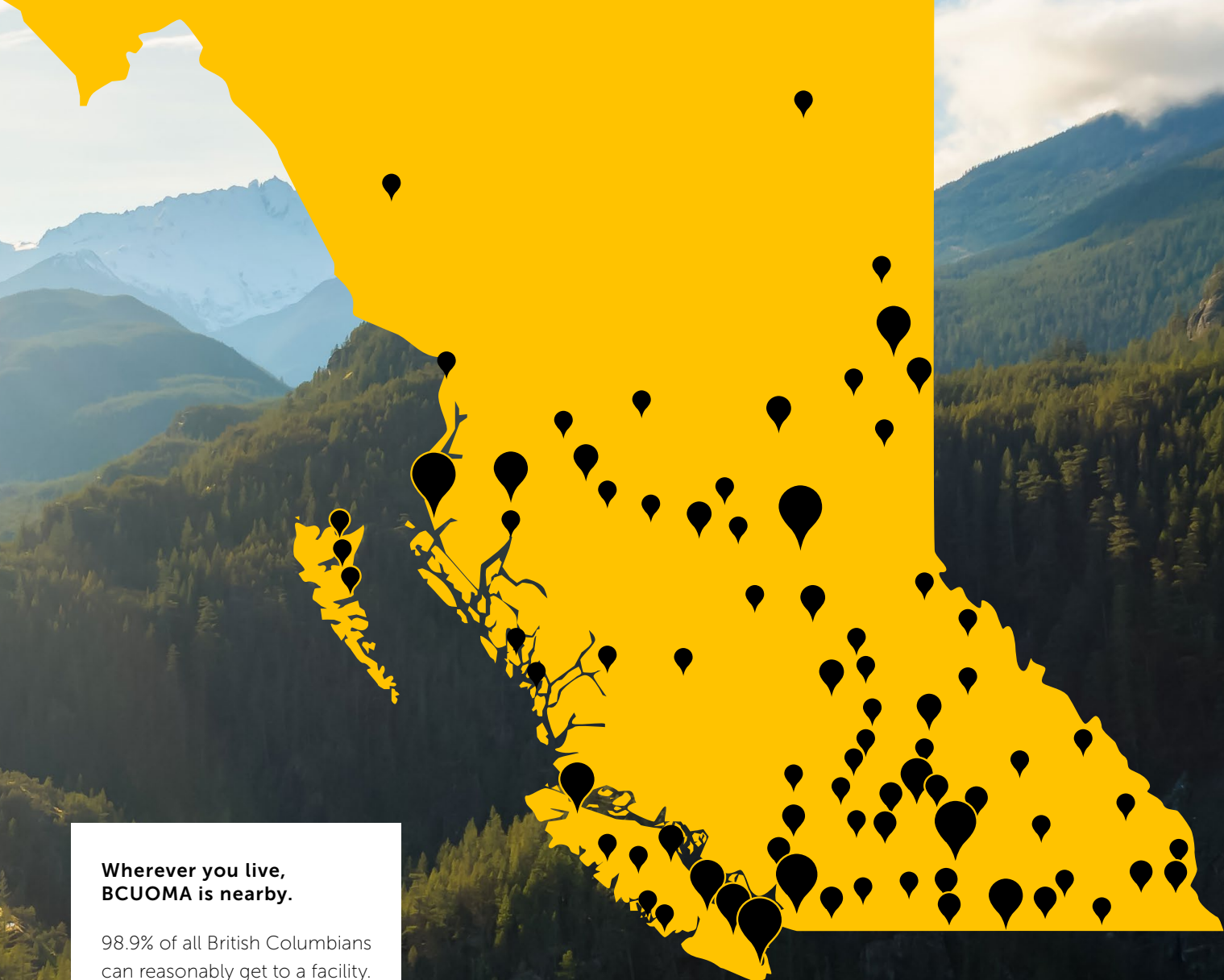
(Note: Appendix 'A' lists the RCFs by community.)

98.9% of British Columbians currently have reasonable access to recycling location. BCUOMA continues to work with recycling centre operators to ensure all public facilities are safe and secure by providing grants for new infrastructure such as modified sea containers with spill containment, collection tanks and consumer friendly signs.

Given the low product volumes represented by consumer collection, accessibility to recycling (see Page 23) is considered a more meaningful BCUOMA performance measure for this stream than the level of product recovery.



ACCESSIBILITY



**Wherever you live,
BCUOMA is nearby.**

98.9% of all British Columbians
can reasonably get to a facility.
In larger centers, we have
many locations.



Fewer
Facilities

More
Facilities

ACCESSIBILITY

Ensuring that all British Columbians have reasonable access to a registered facility is a key goal for our organization. Recognizing that reasonable access looks different across the more remote areas of the province, we made a change to our reporting in 2020 by distinguishing Regional District Electoral Areas (the unincorporated areas outside of municipal boundaries) from the adjacent communities and measuring their access to BCUOMA facilities separately.

Applying that same methodology to 2021, we can report that 98.9% of British Columbians have access to BCUOMA registered facilities. This is an increase from the 94% we reported last year.

We are always looking at ways to improve access in remote locations and will continue to work closely with our network of collection facilities to help manage the materials in a safe and efficient manner. As outlined in our Stewardship Plan, BCUOMA's service level reporting is based on the following community types:

Type of Community	Enhanced Service Level
City, High Industrial	One facility per 100,000 people
City, Low Industrial	One facility per 200,000 people or one facility within a 30-minute drive if the population is less than 200,000
Town, High Industrial	One facility
Town, Low Industrial	One facility within a 30-minute drive, otherwise its own facility
Village	One facility within a 30-minute drive, otherwise its own facility

BCUOMA has defined the community types as follows:

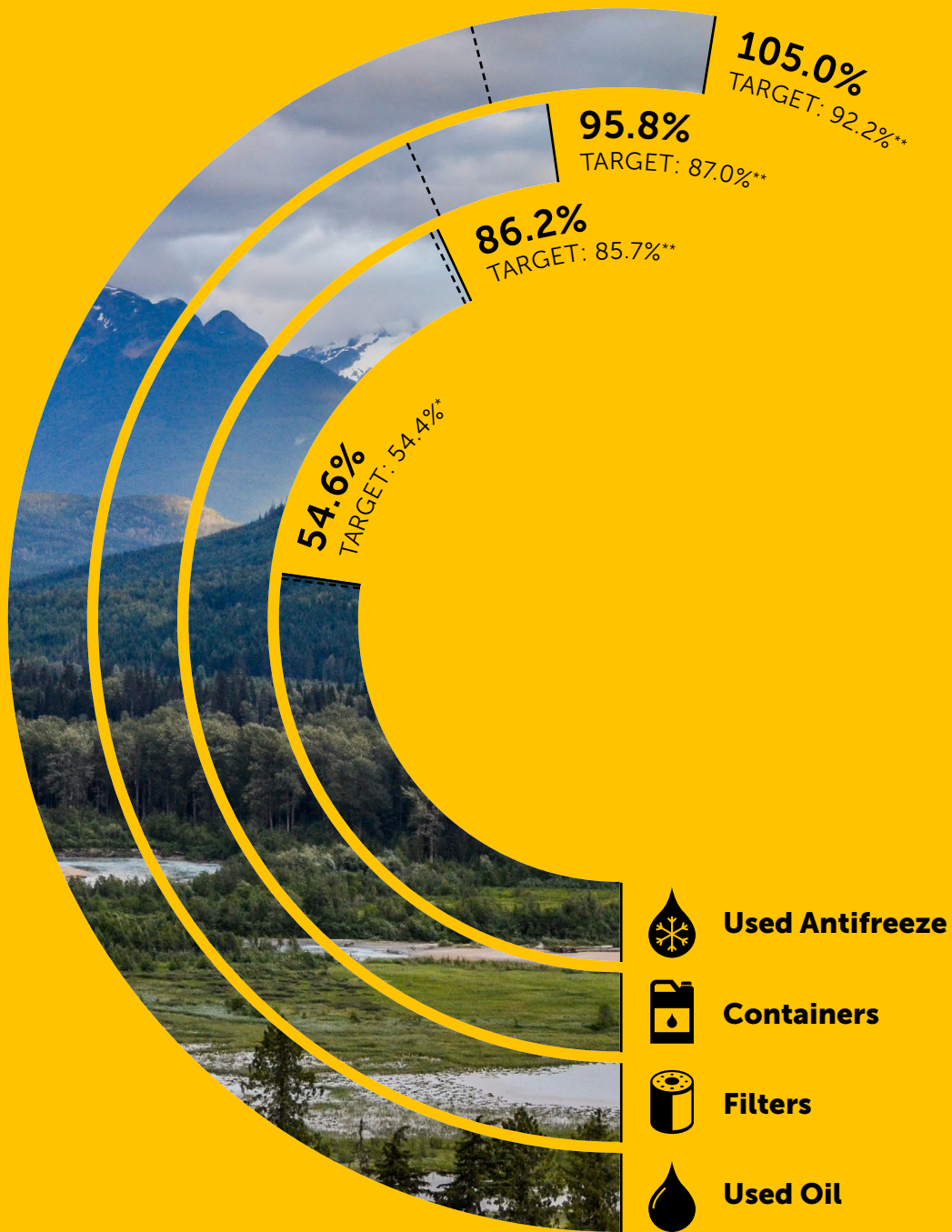
Type of Community	Population Characteristics	Business Establishment Characteristics	Number of Communities	Population (2016)
City, High Industrial	More than 5,000	More than 20 per 10,000 people	44	1,449,800
City, Low Industrial	More than 5,000	20 or less per 10,000 people	53	2,690,333
Town, High Industrial	2,501 to 5,000	More than 50 in total	3	14,196
Town, Low Industrial	2,501 to 5,000	50 in total or less	63	228,627
Village, High Industrial	1,000 to 2,500	More than 50 in total	1	1,047
Village, Low Industrial	1,000 to 2,500	50 in total or less	89	149,683



 **98.9%**
of British Columbians have reasonable
access to a registered BCUOMA facility.

 **1.1%**
of British Columbians do not.

CAPTURE RATES IN 2021



*Note: In 2021, the estimated amount of antifreeze that is consumed in use was reduced from 75% to 62.1% based on updated studies, resulting in a revised target capture rate for the year. The approved target using the previous consumed in use rate was 82.6%.





** Results related to targets in EPR Plan.

PRODUCT COLLECTION

As BCUOMA is a mature program, our product collection numbers have always been stable, consistent and much higher than the 75% identified in the Recycling Regulation.

Absolute collection for used oil, antifreeze, oil filters and oil and antifreeze containers increased in 2021 for all products.

Product sales in 2021 decreased for oil by 0.6% while increasing by 7.8% for oil filters, 4.4% for antifreeze, and 4.0% for oil and antifreeze containers.

PRODUCT COLLECTION				
	 Used Oil (millions of litres)	 Filters (millions of units)	 Containers (million kg's)	 Used Antifreeze (millions of litres)
Sold (2021)	91.1	6.8	2.0	12.7
Consumed in use	26.7	n/a	n/a	7.9
Repurposed	17.3	n/a	n/a	n/a
Available for collection	47.1	6.8	2.0	4.8
Collected	49.5	6.5	1.7	2.6
Capture rate*	105%	96%	86%	55%

Only a portion of every litre of oil and antifreeze sold is available for recovery because an estimated 29.3% of the oil and 62.1% of the antifreeze is consumed during use and an estimated 26% of oil not consumed in use is re-purposed each year and is not available for collection.

*Capture Rate % may not appear accurate due to rounding

The collection results by Regional District is provided on Page 29.

END FATE FOR PRODUCTS COLLECTED

31%
Recycled

69%
Reused



Used Oil

2%
Waste
to Energy

98%
Recycled



Oil Filters

100%
Recycled



Containers

100%
Reused



Antifreeze

PRODUCT MANAGEMENT

Collected products are managed in accordance with the Pollution Prevention Hierarchy as outlined in the BC Recycling Regulation.



Used Oil

Oil previously sold as lubricating oil is collected, refined and reused as lubricating oil. Some oil is collected, transformed and recycled as a new energy product. This includes re-refining and use as a fuel for pulp mills, cement kilns, asphalt plants and other uses that meet the Hazardous Waste Regulation or applicable government standards in other states or provinces, such as for mining explosives or exploration drilling.



Used Oil Filters

Metal filters are collected and recycled into other metal products. Paper filters that cannot feasibly be recycled are managed so the inherent energy can be recovered.



Used Antifreeze

Antifreeze previously sold as an antifreeze product is refined and reused as an antifreeze product. Antifreeze processors are already actively involved in processing used antifreeze to the point where an additive package can be included, and the recycled antifreeze can again be sold for automotive use.



Used Oil & Antifreeze Containers

Plastic and metal containers are recycled into new plastic and metal products. BCUOMA are proud of the fact that both used antifreeze and empty containers are processed and recycled at facilities right here in British Columbia. Managing these products locally provides significant environmental, economic and social benefits that support our transition to a more sustainable and Circular Economy.


2021 COLLECTIONS BY REGIONAL DISTRICT

REGIONAL DISTRICT	OIL		FILTERS		CONTAINERS		ANTIFREEZE	
	LITRES	LTR PER CAPITA	UNITS	UNITS PER CAPITA	KG	KG PER CAPITA	LITRES	LTR PER CAPITA
Alberni-Clayoquot	412,148	12.37	60,372	1.81	16,801	0.50	19,767	0.59
Bulkley-Nechako	542,212	13.69	90,522	2.29	32,082	0.81	22,990	0.58
Capital	2,776,509	6.63	410,764	0.98	127,336	0.30	248,099	0.59
Cariboo	1,161,473	17.74	129,806	1.98	53,696	0.82	43,383	0.66
Central Coast	26,416	7.29	3,816	1.05	1,025	0.28	607	0.17
Central Kootenay	1,342,407	21.20	176,560	2.79	28,455	0.45	31,233	0.49
Central Okanagan	2,539,650	11.69	330,434	1.52	115,108	0.53	142,996	0.66
Columbia-Shuswap	760,341	13.62	99,300	1.78	28,124	0.50	34,133	0.61
Comox	899,386	12.38	131,744	1.81	36,662	0.50	43,136	0.59
Cowichan Valley	590,650	6.53	87,382	0.97	27,088	0.30	52,778	0.58
East Kootenay	1,388,845	21.47	182,668	2.82	29,439	0.46	32,314	0.50
Fraser Valley	2,391,814	7.21	325,130	0.98	73,518	0.22	128,478	0.39
Fraser-Fort George	1,980,462	19.15	218,900	2.12	86,464	0.84	76,594	0.74
Kitimat-Stikine	619,047	15.81	100,291	2.56	33,264	0.85	28,272	0.72
Kootenay-Boundary	700,732	20.96	92,164	2.76	14,853	0.44	16,304	0.49
Metro Vancouver	19,508,236	7.25	2,651,839	0.99	599,629	0.22	1,047,900	0.39
Mount Waddington	140,624	12.05	20,599	1.77	5,732	0.49	6,745	0.58
Nanaimo	1,268,558	7.46	187,197	1.10	56,514	0.33	99,836	0.59
North Coast	236,573	12.26	44,823	2.32	17,037	0.88	9,945	0.52
North Okanagan	1,034,288	11.38	134,571	1.48	46,879	0.52	58,236	0.64
Northern Rockies	1,099,128	221.78	88,892	17.94	12,665	2.56	64,221	12.96
Okanagan-Similkameen	1,009,789	11.34	131,384	1.47	45,768	0.51	56,856	0.64
Peace River	3,601,823	53.86	358,011	5.35	73,391	1.10	182,444	2.73
qathet	156,289	7.41	22,575	1.07	6,063	0.29	3,588	0.17
Squamish-Lillooet	534,974	11.54	69,605	1.50	24,247	0.52	30,122	0.65
Stikine	157,974	223.13	12,776	18.05	1,820	2.57	9,230	13.04
Strathcona	603,779	12.30	88,443	1.80	24,612	0.50	28,958	0.59
Sunshine Coast	357,664	11.24	46,536	1.46	16,211	0.51	20,138	0.63
Thompson-Nicola	1,641,676	11.24	213,598	1.46	74,408	0.51	92,435	0.63
British Columbia	49,483,469		6,510,699		1,708,892		2,631,738	

* Totals may not add up due to rounding

SUMMARY OF 2021 COLLECTION & CONSUMER RETURNS

REGIONAL DISTRICT	USED OIL (L)			USED ANTIFREEZE (L)		
	TOTAL COLLECTED	CONSUMER RETURNS	DROP-OFF	TOTAL COLLECTED	CONSUMER RETURNS	DROP-OFF
Alberni-Clayoquot	412,148	43,307	11%	19,767	845	4%
Bulkley-Nechako	542,212	50,150	9%	22,990	-	0%
Capital	2,776,509	150,502	5%	248,099	12,056	5%
Cariboo	1,161,473	211,382	18%	43,383	11,480	26%
Central Coast	26,416	2,400	9%	607	-	0%
Central Kootenay	1,342,407	53,650	4%	31,233	4,115	13%
Central Okanagan	2,539,650	135,606	5%	142,996	4,414	3%
Columbia-Shuswap	760,341	74,995	10%	34,133	2,050	6%
Comox	899,386	35,745	4%	43,136	3,861	9%
Cowichan Valley	590,650	111,220	19%	52,778	9,483	18%
East Kootenay	1,388,845	58,896	4%	32,314	3,153	10%
Fraser Valley	2,391,814	289,340	12%	128,478	7,670	6%
Fraser-Fort George	1,980,462	152,070	8%	76,594	9,330	12%
Kitimat-Stikine	619,047	58,208	9%	28,272	1,435	5%
Kootenay Boundary	700,732	31,750	5%	16,304	1,904	12%
Metro Vancouver	19,508,236	752,414	4%	1,047,900	31,162	3%
Mount Waddington	140,624	4,550	3%	6,745	-	0%
Nanaimo	1,268,558	36,229	3%	99,836	4,195	4%
North Coast	236,573	66,375	28%	9,945	-	0%
North Okanagan	1,034,288	69,686	7%	58,236	392	1%
Northern Rockies	1,099,128	-	0%	64,221	-	0%
Okanagan-Similkameen	1,009,789	91,662	9%	56,856	4,552	8%
Peace River	3,601,823	82,772	2%	182,444	4,821	3%
qathet	156,289	13,080	8%	3,588	615	17%
Squamish-Lillooet	534,974	25,146	5%	30,122	774	3%
Stikine	157,974	-	0%	9,230	-	0%
Strathcona	603,779	44,860	7%	28,958	4,774	16%
Sunshine Coast	357,664	38,100	11%	20,138	2,610	13%
Thompson-Nicola	1,641,676	146,563	9%	92,435	6,535	7%
Total	49,483,469	2,830,656	6%	2,631,738	132,225	5%



Appendix A:

Return Collection Facilities

APPENDIX A

RETURN COLLECTION FACILITIES

100 MILE HOUSE

Castle Fuels (2008) Inc. (100 Mile House)
Gold Trail Recycling Ltd

150 MILE HOUSE

150 M+S Tire & Service Centre

70 MILE HOUSE

70 Mile House Eco-Depot (TNRD)

ABBOTSFORD

C M Klassen Holdings Inc.
GFL Environmental Depot (Abbotsford)

ALDERGROVE

Aldergrove Return-It Depot

ALERT BAY

Village of Alert Bay Transfer Station

ANACONDA

Greenwood Saw To Truck Repairs

ARMSTRONG

Arjun Esso

BELLA BELLA

Helitsuk Environmental Services

BELLA COOLA

Belco Service (1978) Ltd.

BLUE RIVER

Blue River Eco-Depot (TNRD)

BOWEN ISLAND

Bowen Island Municipality Recycling Depot

BOWSER

Bowser Automotive Care

BURNABY

City of Burnaby Eco-Depot
Mr. Lube #141 (Hastings Burnaby)
Mr. Lube #201 (Kingsway)

BURNS LAKE

Burns Lake Automotive Supply Ltd.
Polar Park Auto (Napa 8740)

CAMPBELL RIVER

Campbell River Waste Management Centre (CVRD)
Discovery Harbour Authority
Ironwood Auto Technicians
North Island Lube Ltd

CASTLEGAR

Ernie's Used Auto Parts

CHASE

Integra Tire Auto Center

CHEMAINUS

GFL Environmental Depot (Chemainus)

CHETWYND

Chetwynd Recycling & Bottle Depot Ltd.

CHILLIWACK

Chilliwack Bottle Depot
Chilliwack Ford Sales (1981) Ltd.
Fraser Valley Tireland
Great Canadian Oil Change - Alexander Ave.
Great Canadian Oil Change - Vedder Rd
Greendale Motors Ltd.
Jiffy Lube #1090 (Chilliwack)
Mertin Pontiac Buick
Midas Auto Service (Chilliwack)
O'Connor Chrysler
OK Tire Store (Chilliwack) Ltd.

CHRISTINA LAKE

Christina Lake Mechanical Ltd.
Laketime Services

CLEARWATER

Clearwater Eco-Depot (TNRD)
Fleetwest Enterprises Ltd.

CLINTON

Clinton Eco-Depot (TNRD)

COBBLE HILL

Chapman Motors Ltd.
Fisher Road Recycling

COMOX

Comox Valley Harbour Authority

COOMBS

Highway 4 Auto Salvage

COQUITLAM

Mr. Lube #159 (Coquitlam)

CORTES ISLAND

Cortes Island Waste Management Center (CXRD)

COURTENAY

Courtenay Kia
Glenn's Import & Domestic Auto Service
Great Canadian Oil Change (Courtenay)
Mr. Lube #177 (Courtenay/Comox)
Rice Toyota Courtenay
Seeco Automotive

CRANBROOK

Castle Fuels (2008) Inc. (Cranbrook)
Cranbrook Depot (RDEK)
Denham Ford BC Ltd.
Great Canadian Oil Change (Cranbrook)

CRESTON

Comfort Welding

CROFTON

Crofton Auto Service

CUMBERLAND

Comox Valley Waste Management Centre (CVRD)

DAWSON CREEK

Great Canadian Oil Change (Dawson Creek)
Peace Country Petroleum Sales Ltd. (Dawson Creek)

DELTA

Bridgeview Marine Ltd.
Shortstop Auto Service / Big O Tire
Vancouver Landfill

DENMAN ISLAND

Denman Island Recycling Depot (CVRD)

DUNCAN

Bings Creek Recycling Centre
Canadian Tire #466 (Duncan)
GFL Environmental Depot (Duncan)
Great Canadian Oil Change (Duncan)
Island Hose & Hydraulic (1994) Ltd.
Island Tractor & Supply

ELKFORD

Elkford Transfer Station (RDEK)

ENDERBY

Rod's Repair Shop
Williamson Automotive

FERNIE

Day Auto Electric
Woz Mechanical Ltd.

FORT NELSON

Dalex Auto Services
Wide Sky Disposal

FORT ST. JAMES

Riverside Repairs

FORT ST. JOHN

Canadian Tire #363 (Fort St. John)
Fort St. John Co-op Association - 100 Ave
Fort St. John Co-op Association - 91 Ave
GFL Environmental Liquids West
Smith Fuel Services Ltd.

FRASER LAKE

Fraser Lake Automotive & Recycling
Fraser Lake AutoSense

GABRIOLA ISLAND

Gabriola Island Recycling Organization (GIRO)

GIBSONS

Kenmac Parts
Norris Oil Sales Ltd.

GOLD BRIDGE

Gold Bridge Transfer Station (SLRD)

GOLD RIVER

Gold River Waste Management Center (CVRD)

GOLDEN

Castle Fuels (2008) Inc. (Golden)
Columbia Diesel Ltd.
Golden Landfill (CSRD)

GRAND FORKS

GFL Environmental Depot (Grand Forks)

GREENWOOD

Greenwood Auto Centre Ltd.

APPENDIX A

RETURN COLLECTION FACILITIES

HEFFLEY CREEK

Heffley Creek Eco-Depot (TNRD)

HOPE

Gardner Chevrolet Oldsmobile Pontiac Buick
Mobil 1 Lube Express - Hope

HORSEFLY

Caron Horsefly Service Ltd. (Race Trac Gas)

HOUSTON

Four Rivers Co-op (Houston)
Sullivan Motor Products

HUDSON'S HOPE

Hudson's Hope Transfer Station (PRRD)

INVERMERE

Castle Fuels (2008) Inc. (Invermere)
Walker's Repair Centre Ltd.

KAMLOOPS

Castle Fuels (2008) Inc. (Kamloops)
Dearborn Motors Ltd.
Mr. Lube #147 (Summit Lubricants)
Mr. Lube #8 (Briar Ave.)

KELOWNA

Desert Cardlock Fuel Services Ltd. (Kelowna)
Great Canadian Oil Change (Harvey Ave.)
Great Canadian Oil Change (Richter St.)
Jiffy Lube #1064 (Sexsmith Rd)
Jiffy Lube #1080 (Harvey Ave)

KEREMEOS

Keremeos Transfer Station (RDOS)

KITIMAT

Kal Tire (Kitimat)

KLEMTU

Kitasoo Band Council

LADYSMITH

Peerless Road Recycling Centre

LAKE COUNTRY

Great Canadian Oil Change (Winfield)

LAKE COWICHAN

Meade Creek Recycling Centre

LANGFORD

EZ Lube Auto Ltd. (Langford - Jacklin Rd.)
GFL Environmental Depot (Victoria)
Great Canadian Oil Change (Langford Pkwy)
Race Rocks Automotive

LIKELY

Likely Landfill (CBRD)

LILLOOET

Lillooet Landfill (SLRD)

LOGAN LAKE

Logan Lake Eco-Depot (TNRD)
Wolverine Auto Parts & Service

LOUIS CREEK

Louis Creek Eco-Depot (TNRD)

LOWER NICOLA

Lower Nicola Eco-Depot (TNRD)

LYTTON

Lytton Eco-Depot (TNRD)

MACKENZIE

Jepson Petroleum Ltd. (Mackenzie)
Mackenzie Regional Landfill (FFGRD)

MADEIRA PARK

Pender Harbour Diesel Co.

MAPLE RIDGE

Ridge Meadows Recycling Society

MASSET

TLC Automotive Services Ltd.

MCBRIDE

JNR Auto Services
McBride Regional Transfer Station (FFGRD)

MISSION

Mission Recycling Depot

MOUNT CURRIE

Lil'wat Nation Public Works Yard

NAKUSP

NAPA Auto Parts (Nakusp)

NANAIMO

GFL Environmental Depot (Nanaimo)
Gold Automotive Ltd.
Great Canadian Oil Change (Island Hwy)
Great Canadian Oil Change (Metral Dr)
Harris Mazda
Mr. Lube #93 (Nanaimo)
MTB Auto Service

NAZKO

Nazko Landfill (CBRD)

NELSON

Nelson Leafs Recycling Center

NEW HAZELTON

Geraco Industrial Supplies

NIMPO LAKE

West Chilcotin Landfill (CBRD)

NORTH SAANICH

Gurton's Garage Ltd.

NORTH VANCOUVER

North Shore Recycling and Waste Centre

OAK BAY

Gartside Marine Engines Ltd.

OKANAGAN FALLS

G & R Auto

OLIVER

Oliver Landfill (RDOS)
T2 Market Recycling

OSOYOOS

Town of Osoyoos Sanitary Landfill

PARKSVILLE

Great Canada Oil Change (Parksville)
Parksville Bottle and Recycling Depot
Parksville Petro Canada (2016)
Surfside Automotive

PEMBERTON

NAPA Auto Parts (Pemberton)

PENTICTON

Barry Beecroft Fuel Distributors Ltd.
Campbell Mountain Landfill (RDOS)
Great Canadian Oil Change (Penticton)
Jiffy Lube #1015 (Penticton)

PORT ALBERNI

Ace Automotive
Alberni Chrysler Ltd.
Alberni District Co-operative Association
Alberni Valley Landfill (ACRD)
Canadian Tire #488 (Port Alberni)
Pacific Chevrolet
Port Alberni Marine Fuels and Services
Port Alberni Port Authority
Sherwood's Auto Parts

PORT ALICE

Village of Port Alice Recycling Facility

PORT CLEMENTS

Island Solid Waste Management - Port Clements

PORT HARDY

Dave Landon Motors Ltd.
E.J. Klassen GM Motorcade
NAPA Auto Parts (Port Hardy)
Port Hardy Harbour Authority

PORT MCNEILL

7 Mile Landfill and Recycling Center (RDMW)
Furney Distributing Limited
Hilts Automotive
V-Echo Restorations

POWELL RIVER

Sunshine Disposal and Recycling

PRESPATOU

Fort St John Co-op Association (Prespatou)

APPENDIX A

RETURN COLLECTION FACILITIES

PRINCE GEORGE

A-Star Automotive Recycling Ltd.
Canadian Tire #360 (Prince George)
Foothills Boulevard Regional Landfill (FFGRD)
Four Rivers Co-op (Prince George)
Great Canadian Oil Change (15 Avenue)
Great Canadian Oil Change (Austin Rd)
Jepson Petroleum Ltd. (Prince George)
Mr. Quick Lube & Oil - George Street
Mr. Quick Lube & Oil - Hart Highway
OK Tire (Prince George)
Prince George Truck & Equipment
Quinn Street Regional Recycle Depot (FFGRD)
Vanway Regional Transfer Station (FFGRD)

PRINCE RUPERT

Entire Automotive Services Ltd.
Frank's Auto Repair
Kal Tire (Prince Rupert)
MacCarthy Motors Ltd.
Petro Canada (Prince Rupert - Marina)
Rainbow Chrysler Dodge Jeep Ltd.

PRINCETON

Princeton Landfill

PRITCHARD

South Thompson Eco-Depot (TNRD)

QUESNEL

Four Rivers Co-op (Quesnel)
Jepson Petroleum Ltd. (Quesnel)

REVELSTOKE

Revelstoke Refuse Disposal Facility (CSRD)

RICHMOND

Jiffy Lube #1088 (Richmond)
Richmond Recycling Depot

SAANICHTON

Brentwood Auto & Metal Recyclers
D.L. Recycling
JOMA Environmental Ltd.

SALMON ARM

Castle Fuels (2008) Inc. (Salmon Arm)
Jiffy Lube #1078 (Salmon Arm)
Salmon Arm Landfill (CSRD)

SALT SPRING ISLAND

Beddis Road Garage
Salt Spring Auto Parts

SAVONA

Dawn's Service
Savona Eco-Depot (TNRD)

SAYWARD

Sayward Public Works (CVRD)

SECHELT

Columbia Fuels (Sechelt)

SIDNEY

Clair Downey Service
Quality Brake & Muffler 2005 Ltd.
Tsehum Harbour Authority (Tenants Only)

SKIDEGATE

Island Solid Waste Management - Skidegate

SMITHERS

Canadian Tire #631 (Smithers)
Glacier Toyota
Petro Canada (Smithers)

SPENCES BRIDGE

Spences Bridge Eco-Depot (TNRD)

SQUAMISH

Great Canadian Oil Change (Squamish)
Triton Automotive and Industrial Ltd. (NAPA)

STEWART

Petro Canada (Stewart)

SUMMERLAND

District of Summerland Landfill

SURREY

Great Canadian Oil Change (King George Blvd)
Hallmark Ford Sales Ltd.
Semiahmoo Bottle Depot

TAHSIS

Tahsis Waste Management Center (CXRD)

TAKLA LANDING

Takla Nation Eco-Depot

TELEGRAPH CREEK

Tahltan Band

TERRACE

Four Rivers Co-op (Terrace Cardlock)
OK Tire & Auto Service (Terrace)
Petro Canada (Terrace)
Terrace Motors Ltd.

TOFINO

Method Marine Supply Co. Ltd
Tofino Harbour Authority

TRAIL

OK Tire (Trail)

TUMBLER RIDGE

District of Tumbler Ridge

UCLUELET

Columbia Fuels (Ucluelet) / Eagle Marine

VALEMOUNT

Valemount Regional Transfer Station (FFGRD)

VANCOUVER

False Creek Fuels
False Creek Harbour Authority
South Van Bottle Depot

VANDERHOOF

Four Rivers Co-op (Vanderhoof)
P & H Supplies Ltd.

VERNON

Great Canadian Oil Change (27th Street)
Great Canadian Oil Change (Anderson Way)
Interior Freight & Bottle Depot Ltd.

VICTORIA

Cunningham's Enterprise Ltd.
Derick's Automotive Services
Great Canadian Oil Change (Langford-Millstream)
Great Canadian Oil Change (Douglas St.)
Hartland Landfill (CRD)
Jiffy Lube #1075 (Victoria)
Mr. Lube #6 (Douglas St.)

WEST KELOWNA

Great Canadian Oil Change (West Kelowna)
Jiffy Lube #1043 (West Kelowna)
Mr. Lube #236 (West Kelowna)

WESTWOLD


Westwold Eco-Depot (TNRD)

WHISTLER

Local Automotive Co. Ltd.
S M D Automotive Ltd.

WILLIAMS LAKE

Chap's Auto Body
Chuck's Auto Supply
Desert Cardlock Fuel Services Ltd. (Williams Lake)
Gary Young Agencies
Jepson Petroleum Ltd. (Williams Lake)
Lake City Ford Sales Ltd.



Appendix B:

Financial Report
& Independent
Auditors Report



KPMG LLP
St. Andrew's Square II
800-730 View Street
Victoria BC V8W 3Y7
Canada
Telephone 250-480-3500
Fax 250-480-3539

INDEPENDENT AUDITORS' REPORT

To the Members of British Columbia Used Oil Management Association

Opinion

We have audited the financial statements of British Columbia Used Oil Management Association (the Association), which comprise:

- the statement of financial position as at December 31, 2021
- the statement of changes in net assets for the year then ended
- the statement of operations for the year then ended
- the statement of cash flows for the year then ended
- and notes to the financial statements, including a summary of significant accounting policies

(Hereinafter referred to as the “financial statements”).

In our opinion, the accompanying financial statements, present fairly, in all material respects, the financial position of the Association as at December 31, 2021, and its results of operations and its cash flows for the year then ended in accordance with Canadian accounting standards for not-for-profit organizations.

Basis for Opinion

We conducted our audit in accordance with Canadian generally accepted auditing standards. Our responsibilities under those standards are further described in the “***Auditors’ Responsibilities for the Audit of the Financial Statements***” section of our auditors’ report.

We are independent of the Association in accordance with the ethical requirements that are relevant to our audit of the financial statements in Canada and we have fulfilled our other ethical responsibilities in accordance with these requirements.

We believe that the audit evidence we have obtained is sufficient and appropriate to provide a basis for our opinion.

Responsibilities of Management and Those Charged with Governance for the Financial Statements

Management is responsible for the preparation and fair presentation of the financial statements in accordance with Canadian accounting standards for not-for-profit organizations, and for such internal control as management determines is necessary to enable the preparation of financial statements that are free from material misstatement, whether due to fraud or error.

In preparing the financial statements, management is responsible for assessing the Association's ability to continue as a going concern, disclosing as applicable, matters related to going concern and using the going concern basis of accounting unless management either intends to liquidate the Association or to cease operations, or has no realistic alternative but to do so.

Those charged with governance are responsible for overseeing the Association's financial reporting process.

Auditors' Responsibilities for the Audit of the Financial Statements

Our objectives are to obtain reasonable assurance about whether the financial statements as a whole are free from material misstatement, whether due to fraud or error, and to issue an auditors' report that includes our opinion.

Reasonable assurance is a high level of assurance, but is not a guarantee that an audit conducted in accordance with Canadian generally accepted auditing standards will always detect a material misstatement when it exists.

Misstatements can arise from fraud or error and are considered material if, individually or in the aggregate, they could reasonably be expected to influence the economic decisions of users taken on the basis of the financial statements.

As part of an audit in accordance with Canadian generally accepted auditing standards, we exercise professional judgment and maintain professional skepticism throughout the audit.

We also:

- Identify and assess the risks of material misstatement of the financial statements, whether due to fraud or error, design and perform audit procedures responsive to those risks, and obtain audit evidence that is sufficient and appropriate to provide a basis for our opinion.
- The risk of not detecting a material misstatement resulting from fraud is higher than for one resulting from error, as fraud may involve collusion, forgery, intentional omissions, misrepresentations, or the override of internal control.
- Obtain an understanding of internal control relevant to the audit in order to design audit procedures that are appropriate in the circumstances, but not for the purpose of expressing an opinion on the effectiveness of the Association's internal control.
- Evaluate the appropriateness of accounting policies used and the reasonableness of accounting estimates and related disclosures made by management.

- Conclude on the appropriateness of management's use of the going concern basis of accounting and, based on the audit evidence obtained, whether a material uncertainty exists related to events or conditions that may cast significant doubt on the Association's ability to continue as a going concern. If we conclude that a material uncertainty exists, we are required to draw attention in our auditors' report to the related disclosures in the financial statements or, if such disclosures are inadequate, to modify our opinion. Our conclusions are based on the audit evidence obtained up to the date of our auditors' report. However, future events or conditions may cause the Association to cease to continue as a going concern.
- Evaluate the overall presentation, structure and content of the financial statements, including the disclosures, and whether the financial statements represent the underlying transactions and events in a manner that achieves fair presentation.
- Communicate with those charged with governance regarding, among other matters, the planned scope and timing of the audit and significant audit findings, including any significant deficiencies in internal control that we identify during our audit.

Report on Other Legal and Regulatory Requirements

As required by Societies Act (British Columbia), we report that, in our opinion, the accounting policies applied in preparing and presenting the financial statements have been applied on a basis consistent with that of the preceding period.



Chartered Professional Accountants

Victoria, Canada
April 29, 2022

British Columbia Used Oil Management Association

Statement of Financial Position

As at December 31, 2021

	2021 \$	2020 \$
Assets		
Current assets		
Cash	920,472	1,757,628
Accounts receivable (note 3)	4,463,774	4,143,403
Short-term investments (note 4)	10,617,070	10,069,773
Prepaid expenses	11,312	27,437
	<u>16,012,628</u>	<u>15,998,241</u>
Property and equipment (note 5)	<u>159,836</u>	<u>175,870</u>
	<u>16,172,464</u>	<u>16,174,111</u>
Liabilities		
Current liabilities		
Return incentives and return collection facilities incentives payable	1,737,719	1,553,043
Accounts payable and accrued liabilities (note 6)	243,972	232,464
	<u>1,981,691</u>	<u>1,785,507</u>
Net Assets		
Unrestricted	3,385,530	3,411,273
Internally restricted (note 7)	10,645,407	10,801,461
Invested in property and equipment	<u>159,836</u>	<u>175,870</u>
	<u>14,190,773</u>	<u>14,388,604</u>
	<u>16,172,464</u>	<u>16,174,111</u>

Commitments (note 8)



The accompanying notes are an integral part of these financial statements.

British Columbia Used Oil Management Association

Statement of Changes in Net Assets

For the year ended December 31, 2021

	Unrestricted \$	Internally restricted \$	Invested in property and equipment \$	Total \$
Balance – December 31, 2019	3,770,597	10,603,317	53,678	14,427,592
Deficiency of revenue over expenditures for the year	(17,108)	-	(21,880)	(38,988)
Purchase of property and equipment	(144,072)	-	144,072	-
Fund transfer (note 7)	(198,144)	198,144	-	-
Balance – December 31, 2020	3,411,273	10,801,461	175,870	14,388,604
Deficiency of revenue over expenditures for the year	(154,663)	-	(43,168)	(197,831)
Purchase of property and equipment	(27,134)	-	27,134	-
Fund transfer (note 7)	156,054	(156,054)	-	-
Balance – December 31, 2021	3,385,530	10,645,407	159,836	14,190,773

The accompanying notes are an integral part of these financial statements.

British Columbia Used Oil Management Association

Statement of Operations

For the year ended December 31, 2021

	2021	2020
	\$	\$
Revenue		
Environmental handling charges	15,580,458	14,247,929
Investment income (note 4)	843,968	698,143
Other income	11,767	38,720
Registration fees	1,800	1,400
	<u>16,437,993</u>	<u>14,986,192</u>
Expenditures		
Program costs		
Return Incentives	13,945,547	12,455,449
Communications and public relations	638,967	508,093
Depot infrastructure	461,325	417,757
Return collection facility operations	175,331	184,752
Consulting	70,942	164,138
Legal fees (note 10)	80,142	105,840
Management and administration contracts (note 10)	132,276	93,684
Technology support and investment	122,115	168,913
Compliance reviews	35,832	70,229
	<u>15,662,477</u>	<u>14,168,855</u>
Administrative costs		
Management and administration contracts (note 10)	520,495	442,031
Legal fees (note 10)	140,936	189,685
Office and general expenses	104,782	60,070
Rent	62,477	68,236
Financial audit fees	55,000	45,134
Board expenses	46,489	29,289
Amortization	43,168	21,880
	<u>973,347</u>	<u>856,325</u>
	<u>16,635,824</u>	<u>15,025,180</u>
Deficiency of revenue over expenditures for the year	<u>(197,831)</u>	<u>(38,988)</u>

The accompanying notes are an integral part of these financial statements.

British Columbia Used Oil Management Association

Statement of Cash Flows

For the year ended December 31, 2021

	2021 \$	2020 \$
Cash from (used in) operating activities		
Deficiency of revenue over expenditures Items not involving cash	(197,831)	(38,988)
Amortization	43,168	21,880
Unrealized gain on investments	(466,214)	(632,302)
Accrued interest on investments	-	(23,520)
	<u>(620,877)</u>	<u>(672,930)</u>
Changes in non-cash operating working capital		
Increase in accounts receivable	(320,371)	(402,287)
Decrease (Increase) in prepaid expenses	16,125	(17,230)
Increase (Decrease) in accounts payable and accrued liabilities	11,508	(90,294)
Increase (Decrease) in return incentives payable	184,676	(9,012)
	<u>(728,939)</u>	<u>(1,191,753)</u>
Cash from (used in) investing activities		
Proceeds on maturity of investments	4,711,239	3,035,001
Purchases of investments	(4,792,322)	(1,963,846)
Purchase of property and equipment	(27,134)	(144,072)
	<u>(108,217)</u>	<u>927,083</u>
Change in cash	(837,156)	(264,670)
Cash – beginning of year	<u>1,757,628</u>	<u>2,022,298</u>
Cash – end of year	<u>920,472</u>	<u>1,757,628</u>

The accompanying notes are an integral part of these financial statements.

British Columbia Used Oil Management Association

Notes to Financial Statements

December 31, 2021

1 Authority and purpose

The British Columbia Used Oil Management Association (“the Association”) was incorporated under the Society Act of the Province of British Columbia on March 18, 2003 and commenced active operations effective July 1, 2003. It was formed to establish and administer a waste minimization and recycling program under the Post-Consumer Residual Stewardship Program Regulation, B.C. Reg. 111/97. In 2004, the Post-Consumer Residual Stewardship Program Regulation, B.C. Reg. 111/97 was repealed and replaced by the Recycling Regulation, B.C. Reg. 449/2004. As a not-for-profit organization, the Association is exempt from income taxes, provided the requirements of Section 149(1)(l) of the Income Tax Act (Canada) continue to be met.

2 Summary of significant accounting policies

These financial statements have been prepared by management in accordance with Canadian accounting standards for not-for-profit organizations in Part III of the CPA Canada Handbook. The Association’s significant accounting policies are as follows:

a) Revenue recognition

The Association follows the deferral method of accounting for contributions. The Association recognizes environmental handling charges (“EHC”) when the lubricating oil, oil filters and oil containers are first sold by a registrant and when there is reasonable assurance of collection. Included in EHC revenue are amounts owed to the Association for unremitted EHC fees identified by the Association’s compliance review process. Amounts identified by the compliance review are recognized as revenue in the year in which the compliance review is completed.

The Association has internally restricted funds in investments to maintain sufficient cash resources for operational needs. Investment income earned on these funds is recognized as revenue in the year it is earned.

b) Return incentives and return collection facilities incentives

Return incentives (“RI”) and return collection facilities incentives (“RCF”) are recognized as incurred in the year when the lubricating oil and antifreeze materials are delivered to a registered processor’s facility by a registered collector and completed claim forms are received and accepted by the Association.

c) Cash

Cash includes cash on deposit with its financial institutions.

British Columbia Used Oil Management Association

Notes to Financial Statements

December 31, 2021

2. Summary of significant accounting policies (continued)

d) Property and equipment

Property and equipment are recorded at cost, less accumulated amortization. Amortization is provided on a straight-line basis at the following annual rates:

Computer software	5 years
Furniture and fixtures	5 years
Leasehold Improvements	5 years

Assets are not amortized until available for use. When a property and equipment no longer has any long-term service potential to the Association or the value of future economic benefits is less than net carrying amount, the excess of its net carrying amount over any residual value is recognized as an expense in the statement of operations.

e) Financial instruments

The fair value of a financial instrument on initial recognition is normally the transaction price, which is the fair value of the consideration given or received. Subsequent to initial recognition, the fair values of financial instruments that are quoted in active markets are based on bid prices for financial assets. Transaction costs on financial instruments are recognized at fair value when incurred.

The Association's financial assets include cash, accounts receivable and investments. Cash and accounts receivable are initially recorded at fair value and subsequently accounted for at amortized cost using the effective interest rate method. Investments in guaranteed investment certificates are recorded at amortized cost and other investments are recorded at fair value. Unrealized gains and losses, dividends and interest income are included as investment income in the statement of operations. The Association's financial liabilities include RI and RCF incentives payable and accounts payable and accrued liabilities. All financial liabilities are initially measured at fair value, and subsequently accounted for at amortized cost using the effective interest rate method.

All derivative instruments, including embedded derivatives, are recorded at fair value unless exempted from derivative treatment as a normal purchase and sale. The Association has determined that it does not have any derivatives and has not entered into any hedge transactions.

Financial assets are assessed for impairment on an annual basis at the end of the fiscal year if there are indicators of impairment. If there is an indicator of impairment, the Association determines if there is a significant adverse change in the expected amount or timing of future cash flows from the financial asset. If there is a significant adverse change in the expected cash flows, the carrying value of the financial asset is reduced to the highest of the present value of the expected cash flows, the amount that could be realized from selling the financial asset or the amount the Society expects to realize by exercising its right to any collateral. If events and circumstances reverse in a future period, an impairment loss will be reversed to the extent of the improvement, not exceeding the initial carrying value.

British Columbia Used Oil Management Association

Notes to Financial Statements

December 31, 2021

2. Summary of significant accounting policies (continued)

f) Use of estimates

The preparation of financial statements requires management to make estimates and assumptions that affect the reported amounts of assets and liabilities and the disclosure of contingent assets and liabilities at the date of the financial statements and the reported amounts of revenues and expenditures during the year. Items subject to estimates and assumptions include the estimated useful lives of property and equipment, collectability of accounts receivable, estimates of return incentives and return collection facilities incentives paid for ineligible containers, and accruals for EHC fees not submitted to the Association by the registrant until the following year. Actual results could differ from these estimates.

g) Allocated expenses

Expenses relating to management and administration contracts are allocated between program costs and administrative costs as noted below. Expenses relating to legal fees are allocated between program costs and administrative costs as noted below unless specifically related to a program or administrative activity. The Association allocates these expenses by determining management's best estimate of resources spent on program activities and administration activities each year.

	2021 %	2020 %
Management and administration contracts		
Executive director contract		
Program costs	20	20
Administrative costs	80	80
Other contract staff		
Program costs	20	20
Administrative costs	80	80
Legal fees		
Program costs	20	20
Administrative costs	80	80

3 Accounts receivable

	2021 \$	2020 \$
EHC accruals	4,233,554	3,954,411
Other accounts receivable	121,684	100,869
GST receivable	120,348	99,935
Allowance for doubtful accounts	(11,812)	(11,812)
Total	<u>4,463,774</u>	<u>4,143,403</u>

British Columbia Used Oil Management Association

Notes to Financial Statements

December 31, 2021

4 Investments

Short-term investments

The Association has funds invested in Canadian and International equities and guaranteed short-term investment certificates (GIC) with fixed interest rates maturing as follows:

		2021 \$	2020 \$
<u>Investments at amortized cost</u>			
Maturity date	Interest rate %		
April 26, 2021	2.22	-	767,737
May 7, 2021	1.81	-	507,360
		-	1,275,097
<u>Investments at fair value</u>			
PH&N High Yield Bond (Cost - \$320,424)		319,622	110,306
Fidelity Global Asset Allocation Fund (Cost - \$1,953,893)		2,250,717	2,117,251
Dynamic Preferred Yield Class Sr Fund (Cost - \$821,857)		965,375	937,794
RBC Core Plus Bond Pool Fund (Cost - \$1,968,468)		1,953,027	1,083,913
Fidelity Asset Allocation Private Pool (Cost - \$1,232,663)		1,566,988	1,457,087
Harvest Healthcare (Cost - \$74,955)		88,400	77,600
Fidelity Market Neutral Alternative Fund (Cost - \$900,000)		839,070	679,247
Fidelity Global Innovators (Cost - \$300,146)		310,767	201,086
Fidelity Canadian Large Cap Fund (Cost - \$1,094,890)		1,192,332	-
Fidelity Global Growth & Value Fund (Cost - \$716,303)		1,130,772	-
Fidelity Canadian Large Cap Fund		-	1,185,453
Fidelity Global Growth & Value Fund		-	944,939
		10,617,070	8,794,676
		10,617,070	10,069,773

Investment income is comprised of the following:

	2021 \$	2020 \$
Interest income	8,311	57,524
Dividend income	10,158	4,241
Gain on equity investments	899,634	693,876
Investment fees paid	(74,135)	(57,498)
	843,968	698,143

The comparative figures have been reclassified to be consistent with the current year classifications.

British Columbia Used Oil Management Association

Notes to Financial Statements

December 31, 2021

5 Property and equipment

			2021	2020
	Cost	Accumulated	Net book	Net book
	\$	amortization	value	value
		\$	\$	\$
Computer software	197,750	61,430	136,320	175,870
Furniture & Fixtures	19,748	2,633	17,115	-
Leasehold Improvements	7,386	985	6,401	-
	<u>224,884</u>	<u>65,048</u>	<u>159,836</u>	<u>175,870</u>

6 Accounts payable and accrued liabilities

Included in accounts payable are government payroll remittances payable of \$3,639 (2020 - \$3,538) related to payroll remittances on Directors' fees and CEO salary.

7 Internally restricted net assets

The Board of Directors has established a reserve fund. The purpose of the reserve fund is to cover the costs of the following: winding up the Association's programs; ensuring there are sufficient cash resources to meet operational needs; ensuring there are sufficient cash resources to fund any unanticipated changes to the Association's programs and mandate; and to cover the cost of any unforeseen claims or events.

Excess revenue over expenditures not required to cover the cost of ongoing programs may be allocated to the reserve fund as determined by the Board of Directors. In addition, the Board of Directors has targeted that the reserve fund be maintained at an amount equivalent to 12 months of the Association's expenses and contractual commitments. As of December 31, 2021, that target had not been reached.

British Columbia Used Oil Management Association

Notes to Financial Statements

December 31, 2021

8 Commitments

Under the terms of a financial services and use agreements expiring August 2023 and additional agreement expiring August 31, 2022, the Association is charged a fee for provision of financial administration services of various staff.

Under the terms of an employment service agreement expiring December 2025, the Association is charged a monthly rate for provision of professional and technical services.

The Association office lease agreement expires April 30, 2025. The Association currently subleases part of the office space to offset its net cost. The commitment noted below is before the sublease amounts.

The estimated minimum annual payments required under these agreements until expiry are as follows:

	Contract services \$	Facilities \$	Total \$
2022	526,431	143,795	670,226
2023	408,098	143,795	551,893
2024	171,433	147,564	318,997
2025	171,433	147,564	318,997
	<hr/>	<hr/>	<hr/>
	1,277,395	582,718	1,860,113

9 Ineligible containers

The RI paid for used oil containers may include payments for ineligible containers from related products such as windshield washer fluid and fuel or oil additives. Containers for these products are currently excluded from the Association's program.

Since the containers are generally made of the same plastic as used oil containers, there is limited economic or environmental benefit in separating these containers from the used oil containers waste stream. There are also additional costs related to segregating these materials. On account of these factors, the Association has elected not to strictly enforce the removal of these containers in RI payments.

Based on studies performed by independent consultants, the Association has determined that the percentage of ineligible containers is approximately 10% (2020 - 10%) by weight. This percentage is used to estimate the amount spent on ineligible plastics. The estimated amount for the year ended December 31, 2021 is \$330,000 (2020- \$307,000).

British Columbia Used Oil Management Association

Notes to Financial Statements

December 31, 2021

11. Financial risk management (continued)

Liquidity risk

Liquidity risk is the risk an entity will encounter difficulty in meeting its obligations. The Association manages its liquidity by monitoring its expenses, working capital and capital expenditures. The Association primarily meets its liquidity requirements through the EHCs and registration fees it earns. Operating shortfalls in cashflows occasionally arise due to unforeseen events. Investments and investment income are internally restricted to cover the cost of unforeseen claims and events. The Association prepares budget and cash forecasts to ensure it has sufficient funds to fulfill its obligations. The Association expects to continue to meet future requirements through these sources.

There has been no change to the risk exposure from the prior year.


Market risk

Market risk refers to the risk that the fair value or future cash flow of the Association's financial instruments will fluctuate because of changes in market prices. The Association is exposed to market risk with respect to its investments. Accordingly, the value of these financial instruments will fluctuate as a result of changes in market prices, market conditions, or factors affecting the net asset values of the underlying investments. Should the value of the financial instruments decrease significantly, the Association could incur material losses upon disposal of the instruments. This risk is mitigated by diversification of portfolio holdings amongst different asset classes and by holding investments with varying maturity dates and a variety of issuers.

There is no change in risk exposure from the prior year.

Impacts of COVID-19

On March 12, 2020, the World Health Organization declared the outbreak of the novel strain of coronavirus, specifically identified as "COVID-19", a pandemic. There was significant uncertainty regarding the extent and duration of the impact that the COVID-19 pandemic would have on the Association's operations in 2020 and beyond. As vaccination rates continue to improve and government mandated restrictions are lifted, there has been an overall increase in economic activity. However, the unpredictable nature of the spread of the disease as well as the unknown efficacy of the vaccines against new virus strains, and any additional government interventions or restrictions that may result, makes it difficult to determine the length of time that the Association's operations will continue to be impacted.



Appendix C:

Independent Reasonable Assurance Report

BRITISH COLUMBIA USED OIL MANAGEMENT ASSOCIATION

INDEPENDENT REASONABLE ASSURANCE REPORT ON SELECTED NON-FINANCIAL INFORMATION
INCLUDED IN THE BRITISH COLUMBIA USED OIL MANAGEMENT ASSOCIATION 2021 ANNUAL REPORT

**To the Directors of
British Columbia Used Oil Management Association**

We have been engaged by the management of British Columbia Used Oil Management Association (“BCUOMA”) to undertake a reasonable assurance engagement in respect of the following disclosures within BCUOMA’s Annual Report for the year ended December 31, 2021 (together the “Subject Matter”):

- Location of collection facilities, and any changes in the number and location of collection facilities from the previous report in accordance with Section 8(2)(b) of BC Regulation 449/2004 (the Recycling Regulation);
- The description of how the recovered product was managed in accordance with the pollution prevention hierarchy in accordance with Section 8(2)(d) of the Recycling Regulation;
- The total amount of the producer’s product sold and collected and, if applicable, the producer’s recovery rate in accordance with Section 8(2)(e) of the Recycling Regulation; and,
- Performance for the year in relation to the approved targets under Section 8(2), (b), (d), and (e) of the Recycling Regulation in accordance with Section 8(2)(g) of the Recycling Regulation.

RESPONSIBILITIES

The Subject Matter is the responsibility of BCUOMA’s management, who have prepared the Subject Matter in accordance with the evaluation criteria, which are an integral part of the Subject Matter. Our responsibility in relation to the Subject Matter is to perform a reasonable assurance engagement and to express a conclusion based on the work performed. Our audit does not constitute a legal determination on BCUOMA’s compliance with the Recycling Regulation.

EVALUATION CRITERIA

The suitability of the evaluation criteria is the responsibility of management. The evaluation criteria presented in Appendix A are an integral part of the Subject Matter and address the relevance, completeness, reliability, neutrality and understandability of the Subject Matter.

SCOPE OF THE AUDIT

We carried out our reasonable assurance engagement in accordance with the International Standard on Assurance Engagements 3000 (ISAE 3000) published by the International Federation of Accountants (“IFAC”). This Standard requires, amongst other things, that the assurance team possesses the specific knowledge, skills and professional competencies needed to understand and audit the information included within the Subject Matter, and that they comply with the independence and other ethical requirements of the IFAC Code of Ethics for Professional Accountants.

A reasonable assurance engagement includes examining, on a test basis, evidence supporting the amounts and disclosures within the Subject Matter. A reasonable assurance engagement also includes assessing the evaluation criteria used and significant estimates made by management, as well as evaluating the overall presentation of the Subject Matter. The main elements of our work were:

- Understanding and evaluating the design of the key processes and controls for managing and reporting the Subject Matter information used by management in preparing the Annual Report Subject Matter;
- Assessing the risks that the Subject Matter may be materially misstated;
- Responding to assessed risks through testing, on a test basis, the Subject Matter information used by management in preparing the Annual Report Subject Matter;
- Procedures such as inquiring, inspecting, observing, vouching to independent sources, recalculating and re-performing procedures were performed to obtain corroborating evidence to address assessed risks linked to the Annual Report Subject Matter; and
- Evaluating the sufficiency and appropriateness of the evidence obtained.

We believe that the evidence we have obtained is sufficient and appropriate to provide a basis for our qualified audit opinion.

INHERENT LIMITATIONS

Non-financial performance information is subject to more inherent limitations than financial information, given the characteristics of the Subject Matter and the methods used for determining and calculating such information. Qualitative interpretations of relevance, materiality and the accuracy of data are subject to individual assumptions and judgements. Furthermore, the nature and methods used to determine such information, as well the evaluation criteria and the precision thereof, may change over time. It is important to read our report in the context of evaluation criteria.

OPINION

In our opinion, the Subject Matter for the year ended December 31, 2021 presents fairly, in all material respects, based on the evaluation criteria listed in Appendix A:

- The location of collection facilities, and any changes in the number and location of collection facilities from the previous report in accordance with Section 8(2)(b) of the Recycling Regulation;
- The description of how the recovered product was managed in accordance with the pollution prevention hierarchy in accordance with Section 8(2)(d) of the Recycling Regulation;
- The total amounts of the producer's product sold and collected and, if applicable, the producer's recovery rate calculated in accordance with Section 8(2)(e) of the Recycling Regulation; ; and,
- The performance for the year in relation to the approved targets under Section 8(2), (b), (d), and (e) of the Recycling Regulation in accordance with Section 8(2)(g) of the Recycling Regulation.

OTHER MATTERS

Our report has been prepared solely for the purposes of BCUOMA's compliance with the reporting requirements relating to Sections 8(2)(b), (d), (e) and (g) of the Recycling Regulation and is not intended to be and should not be used for any other purpose. Our duties in relation to this report are owed solely to BCUOMA, and accordingly, we do not accept any responsibility for loss incurred to any other party acting or refraining from acting based on this report.

Green Horwood & Co LLP

GREEN HORWOOD & CO LLP
CHARTERED PROFESSIONAL ACCOUNTANTS

Victoria, BC, Canada
June 6, 2022

Appendix A to the Independent Reasonable Assurance Report

COLLECTION FACILITIES

Section 8(2)(b) the location of its collection facilities (RCFs), and any changes in the number and location of collection facilities from the previous report, including the contents of the Appendix A - Return Collection Facilities.

Specific Disclosures in the 2021 annual report for which evaluation criteria were developed							
Claim in the Report	Reference						
In 2021, there were 286 publicly accessible recycling centres located in high traffic retail locations, industrial sites, multi-material private depots (bottle depots) and local government recycling/landfill sites.	<i>Collection Network Performance</i> on page 21						
<table border="0"> <tr> <td>Year</td> <td>Number of Facilities</td> </tr> <tr> <td>2021</td> <td>286</td> </tr> <tr> <td>2020</td> <td>273</td> </tr> </table>	Year	Number of Facilities	2021	286	2020	273	Appendix 'A' on page 32-34 lists the 286 RCFs by Community.
Year	Number of Facilities						
2021	286						
2020	273						

The following definitions were applied to the assessment of the location of collection facilities, and any changes in the number and location of collection facilities from the previous report:

Collection Facility refers to locations that are owned by Program Participants (“Members”), registered collectors, local governments and not-for-profit organizations where:

- The collection facility operator(s) have a signed contract or registration form or verbal agreement with BCUOMA for the collection and redemption of Program Products.
- The location(s) is recorded by BCUOMA in a website database.

Collection Facilities include the following types of centres:

- Registered collection facilities (“RCF”) collect used oil and antifreeze materials from the do-it-yourself customer at no charge. These facilities may make a semi-annual claim to BCUOMA for payment for collecting used oil and/or antifreeze materials.
- Facilities that have entered into verbal agreement with BCUOMA and collect used oil and antifreeze materials. These facilities do not submit a RCF registration form.

Evaluation Criteria

- Reporting Period: January 1st to December 31st.
- The number of Collection Facilities and the location of each facility are documented in a data base maintained by BCUOMA. Collection Facilities are entered into the database as of the date of registration.
- The total number of Collection Facilities is obtained by adding the total number of registered collection facilities and facilities with verbal agreements listed in the website database as of December 31st of the reporting year.
- The changes in number and location of Collection Facilities are determined by adding the total number of Collection Facilities added in the reporting year less the total number of Collection Facilities removed during the reporting year. Locations that have moved during the reporting year (i.e., an operator that closed a location to move it to a new location) are captured in the total number of collection facilities added and removed throughout the year.
- A summary reconciliation is completed at year-end identifying the Collection Facilities at the beginning of the year, changes during the year and the number of facilities at the end of the year.

PRODUCT MANAGEMENT

Section 8(2)(d) the description of how the recovered product was managed in accordance with the pollution prevention hierarchy.

Specific Disclosures in the 2021 annual report for which evaluation criteria were developed	
Claim in the Report	Reference
Collected products are managed in accordance with the Pollution Prevention Hierarchy as outlined in the BC Recycling Regulation.	<i>Product Management</i> on page 28 outlines how BCUOMA products are reused and/or recycled.

The following definitions were applied to the assessment of how the recovered product was managed:

Oil – The amount of uncontaminated used oil recovered, less the water content, that is received at a used oil processing facility is reported as either reused or recycled.

Antifreeze – The amount of used antifreeze that is received at a used antifreeze processing facility is reported as reuse.

Filters – The amount of metal filters processed and received at a steel recycler will be reported as recycled.

Containers – The amount of containers received at a facility that manufactures plastic resin (pellets) or a steel recycler will be reported as recycled.

Evaluation Criteria

- Products collected are shipped to registered processors that are waste management companies or recyclers.

PRODUCT SOLD AND COLLECTED

Section 8(2)(e) the total amount of the producers' product sold and collected and the producer's recovery rate.

Specific Disclosures in the 2021 annual report for which evaluation criteria were developed					
Claim in the Report					Reference
	Used Oil (millions of litres)	Filters (millions of units)	Containers (million kg's)	Used Antifreeze (millions of litres)	<i>Capture Rates in 2021 on page 25, Product Collection on page 26, 2021 Collections by Regional District on page 29, and Summary of 2021 Collection & Consumer Returns on page 30.</i>
Sold (2021)	91.1	6.8	2.0	12.7	
Consumed in use	(26.7)	n/a	n/a	(7.9)	
Repurposed	(17.3)	n/a	n/a	n/a	
Available for collection	47.1	6.8	2.0	4.8	
Collection	49.5	6.5	1.7	2.6	
Capture rate	105%	96%	86%	55%	

Evaluation Criteria

Products sold

- Total products sold volumes are based on EHC remittance forms submitted by registrants on either a monthly, quarterly, or annual basis in unit sales.
- The reported sold volumes are subject to compliance reviews which are completed for all registrants on a three to four year rotational basis.
- The product sold is reconciled to the numbers published in the Annual Report.

Product recovered

- Total product recovered volumes are based on return incentive claims (RI claims) submitted by registrants.
- The reported recovered volumes are subject to Desk Review to ensure that RI claims contain required supporting documentation as per the Manual for Registered Processors and Collectors.
- The Consumed in Use amount for oil is calculated by multiplying products sold by the rate (29.3%) obtained from a 2021 independent report commissioned by BCUOMA using market data from 2019. The Repurposed amount was calculated by multiplying products collected by the rate obtained from a 2018 independent report commissioned by BCUOMA.

- The Consumed in Use amount for antifreeze is calculated by multiplying products sold by the rate (62.1%) obtained from a 2021 independent report commissioned by BCUOMA using market data from 2019.
- The Available for Collection amount is calculated by subtracting the Consumed in Use and Repurposed amounts, if applicable, from products sold.
- The recovery rate is presented as Capture Rate and is calculated by dividing actual collections by the amount determined to be available for collection.
- The product recovered is reconciled to the numbers published in the Annual Report.

PERFORMANCE IN RELATION TO TARGETS

Section 8(2)(g) the performance for the year in relation to targets in the approved EPR plan that relate to Section 8(2)(b), (d) and (e).

Specific disclosures in the 2021 annual report for which criteria were developed		
Disclosure per annual report	Claim in the Report	Reference
Targets associated with Section 8(2)(b) per Approved Stewardship Plan: BCUOMA will need 178 facilities in specific communities and locations.	BCUOMA has identified 286 Return Collection Facilities (RCFs).	<i>Collection Network Performance</i> on page 21 Appendix 'A' on page 32-34 lists the 286 RCFs by Community.
Targets in relation to Section 8(2)(d): End fate for products collected <ul style="list-style-type: none"> a) Used Oil – recycled or reused b) Filters - recycled c) Containers - recycled d) Used Antifreeze - reused 	BCUOMA describes how products are reused and/or recycled and the calculated percentage between reused and/or recycled.	<i>End Fate for Products Collected</i> on page 27 and <i>Product Management</i> on page 28.
Targets in relation to Section 8(2)(e): Collection Targets (Capture rates) <ul style="list-style-type: none"> a) Used Oil (millions of litres) – 92.2% b) Filters (units) – 87.0% c) Containers (million kgs) – 85.7% d) Used Antifreeze (millions of litres) – 54.4% 	Collection Results (Capture rates) <ul style="list-style-type: none"> a) Used Oil (millions of litres) – 105.0% b) Filters (units) – 95.8% c) Containers (million kgs) – 86.2% d) Used Antifreeze (millions of litres) – 54.6% 	<i>Capture Rates in 2021</i> on page 25 and <i>Product Collection</i> on page 26

Evaluation Criteria

The following evaluation criteria were applied to the description of performance for the year in relation to the specific targets associated with Section 8(2)(b), (d) and (e) of the Recycling Regulation in the approved stewardship plan:

- Targets have been identified and reported on by management in the annual report.

- The Capture Rate targets reported were obtained from the approved stewardship plan except for antifreeze, which was updated using the Consumed in Use rate obtained from a 2021 independent report commissioned by BCUOMA. The Capture Rate for antifreeze using the previous and new Consumed in Use rates were reported.
- The Capture Rate calculation method is the same as that used in the approved stewardship plan (calculated by dividing actual collections by the amount determined to be available for collection).
- The comparison with the targets is supported by records maintained by BCUOMA.



3rd Floor – 536 Broughton Street
Victoria, British Columbia V8W 1C6
T 1.778.817.0721 F 236.237.1732

Recycling Hotline: 604.RECYCLE (in the Lower Mainland)
1.800.667.4321 (across British Columbia)

www.bcusedoil.com