



HEALTH PRODUCTS
STEWARDSHIP ASSOCIATION

January 1, 2022 – December 31, 2022

Annual Report

British Columbia Medications Return Program

Submitted to:

Director

Extended Producer Responsibility Programs
PO Box 9341, STN PROV GOVT
Victoria, BC V8W 9M1

Prepared by:

Terri Drover

Director-General, Health Products Stewardship Association

Submission date:

June 30, 2023

Table of Contents

I. Executive Summary	1
II. Overview	2
III. Program Outline	4
IV. Public Education Materials and Strategies	5
A. SABC Consumer Awareness and Usage Tracking 2022	6
B. Provincial and National Campaigns	7
C. Partnership with First Nations Communities	12
D. Conferences and Higher Education Institutions	13
E. Public Education on Collection Locations	14
F. HPSA Website	15
G. Social Media Engagement	16
V. Collection System and Accessibility	18
VI. Pollution Prevention Hierarchy and Product/Component Management	19
VII. Products Sold and Collected and Recovery Rate	20
VIII. Summary of Deposit, Refund, Revenues and Expenditures	22
IX. Plan Performance	22
Appendix 1 - BCMRP Stewards	24
Appendix 2 - Regional District Summary Report	26
Appendix 3 - SABC Consumer Behaviour Survey	27
Appendix 4 - BCMRP Collection Locations	29
Appendix 5 - Auditor's Report	40

I. Executive Summary

Established in 1999 as a federal not-for-profit corporation, the Health Products Stewardship Association (HPSA) is governed by a board of industry professionals representing brand owners and producers of prescription drugs, non-prescription drugs, natural health products, and medical sharps.

HPSA is a producer responsibility organization (PRO) that manages extended producer responsibility medications and sharps collection programs in Canada. On behalf of its members, HPSA manages the British Columbia Medications Return Program (BCMRP). The program collects and disposes of prescription drugs, non-prescription drugs, and natural health products sold in the province. These pharmaceuticals fall under the “consumer/residential” waste stream.

The BCMRP is free-of-charge for the public, and collection locations are available throughout the province. These locations ensure unused and/or expired pharmaceuticals are properly collected, packaged, handled, transported, and disposed of in a safe, compliant, and environmentally responsible manner.

The program operates pursuant to the British Columbia Recycling Regulation (B.C. Reg. 449/2004) requirements under the province’s Environmental Management Act. It is subject to the approved 2007-2012 BCMRP Plan and the subsequent proposed British Columbia Medications Program plan submitted to the Ministry. The most recent amendment to the proposed BCMRP plan was submitted to the Director in January 2021.

2022 Programs Performance

- **109,556.8 kilograms** of pharmaceuticals safely collected and diverted from water sources or landfill through the BCMRP (+11.4% as compared to 2021).
- **1,169 retail pharmacies** participated in the BCMRP (-2.8% as compared to 2021).

HPSA acknowledges the tremendous support of the pharmacy community in the BCMRP.

This report is also available on the [HPSA website](#).

II. Overview

This report has been drafted in accordance with the requirements outlined in the British Columbia Recycling Regulation as part of the province’s Environmental Management Act. Part 2, section 8 of the Regulation stipulates the information that must be included in this report.

Products within the plan include prescription drugs, over-the-counter drugs, and natural health products.

Program website: healthsteward.ca

Summary of Delivery Against the Regulatory Requirements

Topic	Recycling Regulation Reference	Summary Report
Description of Public Education Materials and Educational Strategies	Part 2, section 8(2)(a)	<p>HPSA used several channels to inform the public about the proper return and disposal of unwanted pharmaceuticals. This included easy-to-find links to participating pharmacies using the Collection Location Map on HPSA’s website.</p> <p>Residents can also find how and where to dispose of their unwanted medications on the local municipalities webpages.</p> <p>National Campaigns:</p> <p>HPSA conducted several campaigns to educate consumers on properly disposing of unwanted medications. The campaigns included a spring clean-up radio campaign promoting drug drop-off month with Drug Free Kids Canada. These campaigns resulted in 75 media hits, including top-tier media outlets, 8.6 million impressions, and 2,772 impressions across social media platforms (Facebook, LinkedIn, Twitter, and Instagram).</p> <p>Regional Outreach and Initiatives:</p> <p>Information about the BCMRP was included as part of Recycle BC’s curbside recycling guide (282,896 guides distributed).</p> <p>For more information on public education materials and educational strategies, see section 4.</p>

Cont’d on the following page.

Summary of Delivery Against the Regulatory Requirements (cont'd)

Topic	Recycling Regulation Reference	Summary Report
Location of Collection Facilities	Part 2, section 8(2)(b)	<p>Since 1997, HPSA has established and overseen a comprehensive network of collection locations under the BCMRP. This network consists of community pharmacies where the public can return unwanted medications free of charge.</p> <p>For the second year, HPSA undertook an in-depth review of its database and removed over 30 pharmacies that had not been active in the last 18 months. In 2022, a total of 1,169 BC retail pharmacies or 79.9% of total accredited pharmacies in British Columbia were registered as HPSA collection sites.</p> <p>HPSA produces a Regional District Summary Report that displays the number of registered collection locations per capita by district and demonstrates the province's high level of program coverage.</p> <p>In 2023 the HPSA will be conducting its subsequent GIS analysis to support the assessment of consumer access to collection locations. Currently, the program is based on 2020 GIS data which indicated a 99.2% level of accessibility among the public.</p> <p>HPSA continues to partner with Recycle BC's First Nations Recycling Initiative to support communities by providing information on the program. In 2022, FNRI visited 30 First Nations communities.</p>
Environmental Impact Reduction, Reusability, and Recyclability	Part 2, section 8(2)(c)	<p>Reusability and recyclability do not apply to pharmaceuticals as they would pose an unacceptable health risk to the public.</p>
Pollution Prevention Hierarchy and Product/Component Management	Part 2, section 8(2)(d)	<p>All pharmaceuticals collected by the BCMRP are disposed of through incineration.</p>
Product Sold and Collected and Recovery Rate	Part 2, section 8(2)(e), Part 2, section 8(2) (e.1)	<p>In 2022, the quantity of pharmaceuticals collected for disposal was 109,556.8 kilograms. See Appendix 2 for a breakdown of collection volume by each regional district.</p>
Summary of Deposits, Refunds, Revenues, and Expenses	Part 2, section 8(2)(f)	<p>The BCMRP is funded entirely by producer members of HPSA. No fees, visible or otherwise, are passed on to the consumer.</p> <p>The 2022 non-financial report from independent auditors is attached as Appendix 5.</p>

III. Program Outline

HPSA is a not-for-profit industry stewardship organization that meets its obligations outlined in the B.C. extra-provincial Society Act and files the required reports with the Corporate Property Registry Branch of the Ministry of Finance. HPSA has been registered with Industry Canada since 2000.

HPSA is appointed as the agency to meet pharmaceutical producers' regulatory obligations established by B.C. Recycling Regulation 449/2004. HPSA performs certain duties required under the regulation on behalf of its members and manages the British Columbia Medications Return Program (BCMRP). The BCMRP is accountable to its members, the public, and the Government of British Columbia through its Ministry of Environment and Climate Change Strategy.

The BCMRP collects unused and/or expired pharmaceuticals from the residential sector.

This includes:

- Pharmaceuticals sold under HPSA member's brands.
- Orphan products (e.g., pharmaceuticals that are no longer in production, the producer is no longer in business or products purchased outside of Canada).
- Free riders (e.g., Pharmaceuticals produced, imported, or distributed by a manufacturer or retailer that is not a registered member of HPSA).

The BCMRP accepts the following pharmaceuticals:

- Prescription drugs
- Non-prescription drugs*
- Natural health products*

* Some exemptions apply

As of December 2022, HPSA had 124 member-stewards (see Appendix 1).

The British Columbia Medications Return Program at a glance

- HPSA provides participating pharmacies with all collection containers and collateral materials and pays for shipping and disposal costs.
- Free of charge for the public. The B.C. collection system was designed with user convenience in mind.
- Community pharmacies serve as the primary collection location for unused or expired pharmaceuticals.

Process for Participating Pharmacies

1. Interested pharmacy managers must complete and sign a Collection Location Agreement.
2. HPSA provides program details to ensure the manager and staff are knowledgeable about the BCMRP and its operations.
3. The pharmacy receives a guide with instructions on the BCMRP to share with the public. They also receive information on how to handle the medication return containers.

IV. Public Education Materials and Strategies

HPSA is responsible for conducting provincial and national campaigns to educate and engage the public. These outreach campaigns are valuable opportunities to inform the public about the importance of the proper methods of returning and safely disposing of unwanted medications.

Additionally, HPSA has established a partnership with the Metro Vancouver Regional District to advance the message of proper pharmaceutical disposal across the 21 municipalities within the Metro Vancouver area. This ongoing collaboration between Metro Vancouver and HPSA guarantees geo-targeted promotion of the importance of proper disposal message and the impact that the improper disposal has on water systems and waterways.



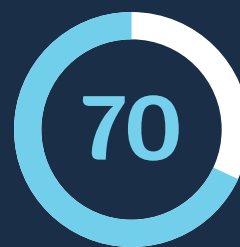
A. SABC Consumer Awareness and Usage Tracking 2022

HPSA participated in the bi-annual Consumer Awareness and Usage Tracking Study 2022 conducted by Stewardship Agencies of British Columbia (SABC) to investigate how British Columbians dispose of unwanted medications.

The study yielded the following findings regarding consumer awareness:



61% of people with unwanted medications at home know that medications should be safely disposed of.



70% of people with unwanted medications at home know where to return them.

In terms of convenience, the study found that **63% of British Columbians who are aware that medications should be safely disposed of find the program to be very convenient.** Meanwhile, 92% find it somewhat convenient. The program trust remains high, 59% of respondents reported having complete trust in the program and 95% having somewhat trust.

B. Provincial and National Campaigns



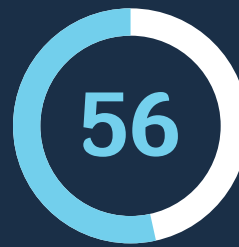
National Drug Drop Off Month

In recognition of National Drug Drop Off Month in August, HPSA partnered with Drug Free Kids (DFK) Canada to increase awareness among Canadian parents and other consumers about properly disposing of unwanted medications.

HPSA commissioned an Angus-Reid Institute survey to provide insights around the issue and engaged a strategic communications agency, Agnostic. The survey revealed a gap in understanding among our target audience, Canadian parents when it came to the safest way to dispose of unwanted medication. These insights were localized to markets across the country and shaped campaign messaging.



70% of Canadian parents admit to leaving their medications in a place accessible to their children.



56% of Canadian parents do not consider the safe disposal of unwanted medications as essential.

Guided by survey insights, the campaign involved a three-pronged approach:

1. [Media release distribution](#)
2. Earned media outreach
3. Social media amplification

Campaign Performance

The media attention generated by this campaign indicates the sustained interest in the work of HPSA and DFK Canada in keeping Canadian households, communities, and our shared environment safe. Regional-specific data gathered in different markets helped to secure local stories across provinces.

- **75 media hits**, including top-tier media outlets like Global News Winnipeg and CityNews Toronto.
- **8.6 million** media impressions
- **2,772 impressions** across social media platforms (Facebook, LinkedIn, Twitter, and Instagram)

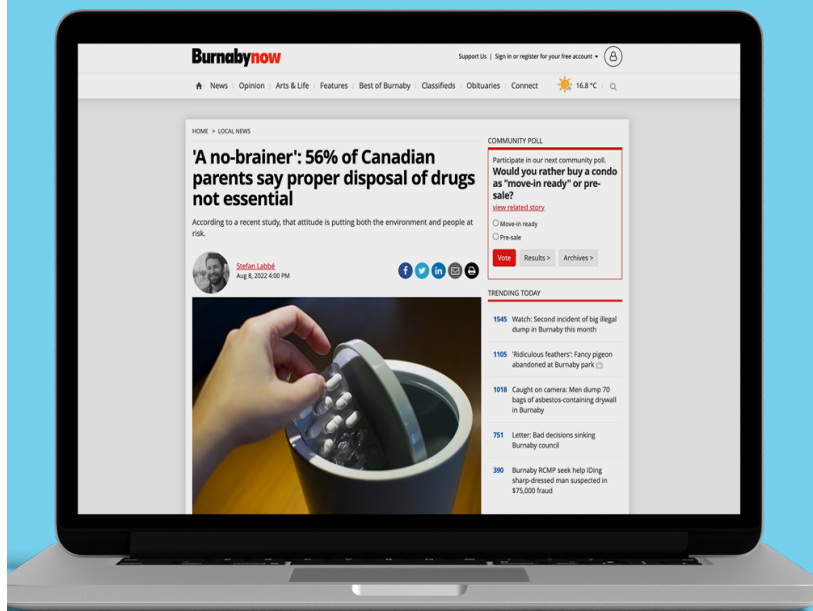
“Medication is the leading cause of poisoning in children and poisoning is the third leading cause of unintentional hospitalization of children aged 14 and under. Medications at home should be properly stored and safely disposed.”

– **Chantal Vallerand**
Executive Director of DFK Canada

[From Canadian publication Healthing.ca](#)

This article in *Burnaby Now* used the HPSA and Drug Free Kids Canada survey as a starting point to explore the impact of pharmaceuticals on the environment.

[Read the full article here.](#)



Spring Cleaning Campaign

For eight weeks in April and May 2022, HPSA ran an audio news release campaign to raise awareness and educate Canadians about the importance of the safe disposal of medications during spring cleaning season.

Vancouver was the **second-most reached city** during the campaign.

Campaign Performance

- Broadcast on **30 radio stations** and websites across Canada, including 4 outlets in B.C.
- **1.27 million** total reach (+1.7% above the 1.2 million guarantee)



Recycle BC Residential Recycling Guide Distribution

HPSA promoted the BCMRP through Recycle BC, a not-for-profit organization that manages the province's residential packaging and paper recycling..

In 2022, Recycle BC distributed 270,020 calendars in communities across British Columbia with the instructions on safe storage and disposal of pharmaceuticals.

City	Total Mailing
North Van (City)	35,941
North Van (District)	
Coquitlam	32,225
Prince George	24,149
West Vancouver	13,280
RDKB Boundary	6,536
City of Langley	4,580
Quesnel	3,917
Pitt Meadows	5,560
Anmore	735
RDNO	32,935
RDCK Central Kootenay	2,329
RDKB Kootenay	7,624
Revelstoke	3,825
City of Vancouver	102,384

C. Partnership with First Nations Communities


HPSA continued to partner with the First Nations Recycling Initiative (FNRI). This Initiative supports recycling in First Nations communities across British Columbia.

FNRI collaborates directly with First Nations communities to provide information about the province's recycling stewardship programs. It supports local collection events and existing recycling programs.

Communities visited in-person in 2022:

- Penticton Indian Band
- Kitasoo/Xai'xais
- Heiltsuk First Nation
- Lower Nicola Indian Band
- Homolco First Nation
- Zeballos First Nation
- Ahoushat First Nation
- Malahat First Nation
- Seabird Island Band
- Tla'amin First Nation
- Tosuke First Nation
- Okanagan Indian Band
- Osoyoos Indian Band
- Tzeacten First Nation
- Ditidhat First Nation
- Hitacu, Esowista and TyHistanis
- Little Sushwap Indian Band
- Malahat First Nation
- Stz'uminus First Nation
- Leq'a:mel First Nation
- Kwakiutl First Nation
- Cowichan Tribes First Nation
- Toquaht Nation First Nation
- Shishalh First Nation
- Ka:'yu:'k't'h'/Che:k:tlzet'h' First Nation
- Westbank First Nation
- Tlaoquiht First Nation
- Upper Nicola Band
- Upper and Lower Similkameen Indian Bands
- Stolo First Nation

The First Nations Recycling Initiative Resource Guide and BC First Nations Recycling Initiative Program Overview were distributed during the visits and provided the most-up-to-date information on the BCMRP to the communities.



D. Conferences and Higher Education Institutions

HPSA participated in the following events to extend the knowledge of industry experts and inform educational institutions about the BCMRP.

Panel Discussion – OECD Panel & Report

HPSA was invited to join a virtual panel in May 2022 hosted by the Organisation for Economic Co-operation and Development (OECD). The Organisation had just [released a report](#) examining the management of pharmaceutical household waste and the effects of improper disposal of expired and unwanted medications on aquatic environments.

HPSA presented the Canadian perspective of managing take-back programs for pharmaceuticals and shared best practices with the audience.

University of British Columbia

The University of British Columbia offers an Entry-to-Practice PharmD program. For 4th year students, this program includes a module outlining the safe disposal of household hazardous waste and pharmacists' role in educating consumers on safe disposal.



E. Public Education on Collection Locations

“How to Dispose” Informational Assets for Pharmacists

HPSA developed a series of how-to materials to display in pharmacies and distribute to patients. By using clear, accessible language and information, the goal was to further educate patients on the proper disposal of medications.

HPSA engaged a pharmacist advisory group that offered insights on the type of content and display method that would be most helpful in their locations.

Based on survey results, HPSA created the most requested asset:

- “How to dispose of medications” posters
- “How to dispose of medications” prescription bag stuffers and stickers

In addition to these informational assets, HPSA collection locations received upon registration:

- A Pharmacist’s Guide: [Medications Return Program Instruction Sheet](#)

In partnership with the Capital Regional District, HPSA provided printed assets to 102 collection location pharmacies in CRD area. Pharmacists may also order promotional materials from HPSA at no additional cost.



“How to Dispose” Consumer Videos

An animated video guide was produced to explain the simple steps consumers can take to dispose of unwanted medications safely. The video was shared on HPSA’s YouTube channel and website.

The video can be viewed below:

- [A guide to safely disposing of unwanted medications](#)

F. HPSA Website



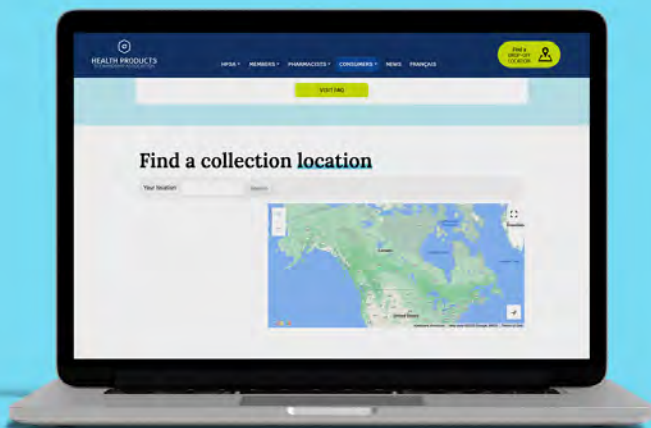
60,000+

HPSA website visitors

Each quarter, more than **15,000 visitors** come to the HPSA website. Top search engine keywords include: **HPSA, medication disposal,** and **‘Can I return medication to pharmacy?’**

The HPSA website hosts a wealth of information, including details about how and where consumers can bring their unwanted pharmaceuticals.

An **easy-to-use interactive map** prompts visitors to enter their postal code to display nearby collection locations.



G. Social Media Engagement

In 2022, HPSA’s social media strategy continued to focus on delivering consistent, high-quality content to its audiences. Social media engagement took advantage of dynamic formats like video and audio. HPSA also designed content pillars to build the reputation of the organization. British Columbia-specific collection location finder posts were also shared on platforms throughout the year.

Notable Insights

- HPSA content continued to exceed industry benchmarks, surpassing average engagement rates across all channels.
- Consistent content led to a significant increase in engagement on Facebook and LinkedIn. Meanwhile, highly visual content and carousel/video formats encouraged higher levels of engagement on Instagram.
- “FAQ” and “Did You Know?” style content yielded slightly higher engagement on Instagram and LinkedIn.
- Posts promoting an upcoming panel or speaking engagement earned the highest level of engagement on LinkedIn.
- Content featuring HPSA executives generated the highest engagement on Facebook.

Social Channel Performance

1.2 million

total impressions across Instagram

5,000

total clicks and likes

1,500

engagements



Paid Social Media Campaigns

In addition to organic (unpaid) social media content, HPSA paid to promote select posts on Facebook, LinkedIn, and Instagram. This included during campaign periods and top awareness moments, such as National Drug Drop Off Month and Earth Day.

Paid social media promotion is a powerful tool to expand the HPSA audience and strategically target people based on their geography, demographic, or other qualifiers, such as whether they are parents.

Paid Campaigns Included:

- **National Dry Drop Off Month, Earth Day:**
Two week-long campaigns where curated content was shared on social media over the course of the campaign. Paid promotion focused on increasing profile views to boost awareness and add new followers.
- **Medications video launch:**
HPSA shared a 15-second teaser clip across all social platforms and urged viewers to watch the full video on its website. The teaser clip was promoted on Instagram for five days in July and targeted audiences across British Columbia.

Paid Social Media Performance

- 29 boosted posts
- 23,500+ engagements
- 298,981 total paid impressions



V. Collection System and Accessibility

In order to ensure that the Program provides “reasonable” consumer access to collection facilities, as required under Section 5 (1) (c) (iii) of the Regulation, HPSA undertook a study of its accessibility in British Columbia.

The GIS analysis of coverage for the Province of British Columbia was completed in November 2020 to support the assessment of Consumer Access to Collection Location Sites (retail pharmacies participating in the HPSA network). The scenario model chosen was slightly different from the SABC accessibility criteria, with the drive time shorter.

The full list of community pharmacies participating in the BCMRP program can be found on the [HPSA website](#).

Accessibility Measures

- **Urban:** The analysis assesses the population percentage within an 18 minute/15-kilometer drive of a collection location. An urban area is defined as Statistics Canada’s Census Metropolitan Area (CMA).
- **Rural:** The analysis assesses the population percentage within a 38 minute/50 kilometre drive of a collection location. A rural area is defined as an area outside of a CMA.

In 2020, HPSA had 1,242 registered collection locations in British Columbia. Of those, 854 are in urban locations, and the remaining 388 are in rural areas.

Methodology

To calculate these statistics, HPSA analyzed the location and population coverage of its 1,242 registered collection locations. The 2016 Canadian Census provided the data for calculations. Population coverage and drive time distances were calculated using this data. Drive time circles were used for this calculation.

HPSA will be conducting an updated accessibility analysis in 2023 and report it in the 2023 Annual Report.

Results	Population within Appropriate Drive Time	Total Population	Accessibility
Rural coverage	1,407,534	1,441,454	97.6%
Urban coverage	3,204,728	3,206,601	99.9%
Total provincial coverage	4,612,262	4,648,055	99.2%

VI. Pollution Prevention Hierarchy and Product/Component Management

The pollution prevention hierarchy requirements outlined in the B.C. Recycling Regulation are not applicable for the pharmaceuticals collected through the BCMRP. Due to the nature of this waste and inherent health and safety risks, there are no reuse or recycling options available for these products.

In 2022, HPSA disposed of **100% of pharmaceuticals** collected in B.C. through incineration (70% of the volume collected at the SUEZ Canada Waste Services Inc. and 30% of the volume collected at the City of Burnaby Waste to Energy facility).



VII. Products Sold and Collected and Recovery Rate

HPSA produces a Regional District Summary Report showing the regional district's registered collection locations per capita. This report demonstrates the high level of consumer access and program coverage in British Columbia.

Several months if not years, may elapse between when a pharmaceutical is purchased and when unwanted medical products are returned. These pharmaceuticals should be fully consumed unless otherwise directed by a health professional. The BCMRP collects unwanted and/or expired pharmaceuticals, not the bottle or vial used to hold the medication. HPSA recommends that consumers recycle these containers through the provincial blue box program.

In 2022, the average volume of pharmaceuticals returned per capita was 0.0206 kilograms, representing a total volume of 109,556.8 kilograms returned for disposal. The regional district with the highest volume of returns was Metro Vancouver, with 52,402.5 kilograms.



This table shows each regional district's 2022 volume collected per capita.

Regional District	Collection (kg)	Population (2022)*	Volume per capita collected (kg)
Alberni-Clayoquot	903.0	34,867	0.0259
Bulkley-Nechako	550.0	40,201	0.0137
Capital	12,054.3	439,950	0.0274
Cariboo	1,096.5	65,855	0.0167
Central Kootenay	2,188.2	64,767	0.0338
Central Okanagan	4,745.1	235,472	0.0202
Columbia-Shuswap	933.6	58,878	0.0159
Comox Valley	1,948.0	75,484	0.0258
Cowichan Valley	2,746.4	92,756	0.0296
East Kootenay	1,088.0	67,454	0.0161
Fraser Valley	6,889.1	345,588	0.0199
Fraser-Fort George	2,054.0	103,861	0.0198
Kitimat-Stikine	867.7	40,880	0.0212
Kootenay Boundary	662.5	34,080	0.0194
Metro Vancouver	52,402.5	2,842,720	0.0184
Mount Waddington	58.2	11,899	0.0049
Nanaimo	4,850.2	176,382	0.0275
North Okanagan	2,498.4	94,903	0.0263
Northern Rockies	0.0	4,890	-
Okanagan-Similkameen	3,136.0	91,749	0.0342
Peace River	659.6	67,272	0.0098
Quathet (ex Powell River)	584.5	21,647	0.0270
Skeena-Queen Charlotte	377.4	19,575	0.0193
Squamish-Lillooet	972.3	49,747	0.0195
Strathcona	1,531.5	50,807	0.0301
Sunshine Coast	1,046.9	32,865	0.0319
Thompson-Nicola	2,712.9	150,365	0.0180
Grand Total	109,556.8	5,314,914	0.0206

VIII. Summary of Deposit, Refund, Revenues and Expenditures

The BCMRP is funded in its entirety by 124 pharmaceutical producers that are members of HPSA. No fees are passed on to the consumer. HPSA’s audited financial statements are not province-specific; however, a financial report for B.C. can be made available upon request.

IX. Plan Performance

Performance Targets	2022 Results	Improvement Strategies
<p>Consumer Awareness Section 5(1)(c)(iv)</p> <p>Surveys will be conducted at specific intervals as the BCMRP matures. These surveys are a tool to measure program performance and usage..</p>	<p>As a reference, see the SABC 2022 Consumer Awareness and Usage Tracking survey excerpts in Appendix 3.</p>	<p>HPSA is committed to continuously improving and updating its consumer awareness and usage targets. The organization participated in the 2024 SABC Insight Survey. The 2023 HPSA Consumer Behaviour Survey will occur in the 2023 Annual Report.</p>
<p>Number of Collection Locations Section 5(1)(c)(iii)</p> <p>a. Contact participating pharmacies with ownership and/or manager change quarterly.</p> <p>b. Contact pharmacies demonstrate a significant change in collection volume.</p> <p>c. Contact newly licensed community pharmacies quarterly. These locations are identified from lists obtained from the B.C. College of Pharmacists.</p>	<p>1,169 collection locations</p> <p>79.9% participation rate</p> <p>Maintained the capita serviced per location under 4,500</p>	<p>HPSA continues to regularly contact new community pharmacies in an effort to attain a participation rate of 90%.</p>
<p>Product Recovery Target</p> <p>HPSA monitors the absolute collection of unwanted pharmaceuticals.</p>	<p>Collected 109,556.8 kilograms of pharmaceuticals.</p>	<p>HPSA is looking to ensure that the tare weight (1.74 kg) is no longer part of the volume reported by collection locations.</p>

Performance Targets	2022 Results	Improvement Strategies
<p>Promotion</p> <p>a. Promotion of stewardship programs in different media.</p> <p>b. Publicity on the websites of regional districts or municipal partners.</p> <p>c. Website traffic.</p> <p>d. Continue to work with a communication firm on a promotion and advertising plan.</p> <p>e. Connect with pharmacists and help to disseminate information on the BCMRP through ambassadors or other initiatives.</p> <p>f. Work with chain and independent pharmacies to increase the availability of collection bags for the public.</p> <p>g. Host a minimum of 12 special events annually.</p>	<p>a. Website and social media strategy (see section 4).</p> <p>b. HPSA included on regional district websites.</p> <p>c. Earned and paid social media campaigns covered by Glacier Media news, syndicated across 14 outlets such as Burnaby Now, Pique News magazine, Richmond News.</p>	<p>In collaboration with a communications agency, HPSA is expanding its strategy further to reach consumers, pharmacists, and other industry-related stakeholders.</p> <p>This strategy takes a multi-channel focus:</p> <p>8. Launching social media campaigns to reach younger Canadians and industry-related organizations.</p> <p>9. Partnering with topic-related organizations, i.e., Drug Free Kids Canada, to emphasize protecting the environment and health.</p> <p>10. Participating in events and conferences to highlight HPSA's work and increase awareness and reach among specific stakeholders.</p>

Accessibility Indicators	Reported as part of Appendix 2 – Regional District Summary report
---------------------------------	---

Appendix 1

BCMRP Stewards

AA Pharma Inc.	Costco Wholesale Canada	Marcan Pharmaceuticals Inc.
AbbVie Corporation	D Drops Company	McKesson Canada
Accord Healthcare	Dr. Reddy's Laboratories	McNeil Consumer Healthcare - a Division of Johnson & Johnson
Advanced Orthomolecular Research (AOR)	Duchesnay	Mead Johnson Nutrition (Canada) Co.
Advantage Solutions	Eisai	Medexus Inc.
Alcon Canada Inc.	Eli Lilly Canada Inc.	Merck Canada Inc.
Allergan Inc.	Exzell Pharma	Metro Brands G.P.
Amgen Canada Inc.	Ferring Inc.	Mint Pharmaceuticals Inc
Amway Canada Corporation	Fresenius Kabi Canada Ltd.	Miravo
Apotex Inc.	Galderma Canada Inc.	Mylan Pharmaceuticals ULC
Astellas Pharma Canada Inc.	General Nutrition Centres Canada	Natural Factors Nutritional Products Ltd.
AstraZeneca Canada Inc.	Generic Medical Partners Inc.	Nature's Sunshine Products of Canada Ltd.
Atrium Innovations Inc	Gilead Sciences Canada Inc.	Nestle Canada Inc
Auro Pharma Inc	GlaxoSmithKline Inc.	New Chapter Canada Inc.
Bausch Health, Canada Inc.	Haleon	Novartis Pharmaceutical Canada Inc.
Baxter Canada	Health First Network Association Inc.	Novo Nordisk
Bayer Inc.	Herbalife of Canada	Omega Alpha Pharmaceuticals Inc.
BGP Pharma (Mylan)	HLS Therapeutics	Organika Health Products Inc.
Bioforce Canada Inc.	Hospira Healthcare Corporation	Organon Canada Inc
Biogen Canada Inc	HPI Health Products/Lakota	Otsuka Canada Pharmaceuticals Inc.
BioSyent Pharma Inc.	Indivior UK Ltd.	Paladin Labs Inc.
Blistex Corporation	Jamieson Laboratories	Pascoe Canada Inc
Body Plus Nutritional Products Inc.	Jamp Pharma Corporation	Pattison Food Group Ltd.
Boehringer Ingelheim Canada Ltd.	Janssen Inc.	Pfizer Canada Inc.
Boiron Canada	Laboratoires Atlas Inc.	PharmaChoice Inc.
Bristol-Myers Squibb	Leadiant Biosciences Inc.	Pharmasave Drugs Ltd
Canadian Custom Packaging Company	Leo Pharma Inc.	Pharmascience Inc.
Celex Laboratories Inc.	Les Laboratoires Nicar Inc.	Platinum Naturals Ltd
Church & Dwight Canada	Loblaw Companies Ltd.	Procter & Gamble Inc.
Cipher Pharmaceuticals Inc.	London Drugs Limited	Purdue Pharma
Clorox Company of Canada Ltd.	Lundbeck Canada Inc.	
	Mannatech Incorporated	

Puresource Corp
RB Health Canada Inc.
Rexall Pharmacy Group Ltd.
Roche Canada Ltd. - Hoffmann
Sandoz Canada
Sanis Health Inc.
Sanofi Consumer Health Canada
Sanofi-Aventis Canada Inc.
Seaford Pharmaceuticals
Servier Canada Inc.
Shaklee Canada Inc.

Shoppers Drug Mart Inc.
Sisu Inc.
Sivem Pharmaceuticals ULC
Sobeys National (Mississauga)
St Francis Herb Farm Inc.
Sterimax Inc.
Sunovion Pharmaceuticals Inc.
Takeda Canada Inc.
Tanta Pharmaceuticals Inc.
Taro Pharmaceuticals Inc.
Teva Canada / Novopharm

Trillium Health Care Products
UCB Canada Inc.
UniPHARM Wholesale Drugs
USANA Health Sciences
Vertex Pharmaceuticals Incorporated
Vita Health Products Inc.
Wal-Mart Canada Corp
WellSpring Pharmaceutical
Canada Corp.
WN Pharmaceuticals Ltd.

Appendix 2

Regional District Summary Report

Regional District	Collection (kg)	Population (2022)*	Area (km ²)	Population Density	Collection Locations (#)	Capita serviced per location
Alberni-Clayoquot	903.0	34,867	6,588	5.29	13	2,682
Bulkley-Nechako	550.0	40,201	73,361	0.55	9	4,467
Capital	12,054.3	439,950	2,340	188.01	102	4,313
Cariboo	1,096.5	65,855	80,609	0.82	15	4,390
Central Kootenay	2,188.2	64,767	22,095	2.93	19	3,409
Central Okanagan	4,745.1	235,472	2,905	81.06	53	4,443
Columbia-Shuswap	933.6	58,878	28,929	2.04	11	5,353
Comox Valley	1,948.0	75,484	1,701	44.38	19	3,973
Cowichan Valley	2,746.4	92,756	3,475	26.69	24	3,865
East Kootenay	1,088.0	67,454	27,543	2.45	18	3,747
Fraser Valley	6,889.1	345,588	13,335	25.92	81	4,267
Fraser-Fort George	2,054.0	103,861	50,676	2.05	21	4,946
Kitimat-Stikine	867.7	40,880	104,461	0.39	9	4,542
Kootenay Boundary	662.5	34,080	8,082	4.22	8	4,260
Metro Vancouver	52,402.5	2,842,720	2,883	986.03	570	4,987
Mount Waddington	58.2	11,899	20,244	0.59	3	3,966
Nanaimo	4,850.2	176,382	2,038	86.55	49	3,600
North Okanagan	2,498.4	94,903	7,503	12.65	21	4,519
Northern Rockies	0.0	4,890	85,111	0.06	1	4,890
Okanagan-Similkameen	3,136.0	91,749	10,414	8.81	29	3,164
Peace River	659.6	67,272	117,391	0.57	10	6,727
Quathet (ex Powell River)	584.5	21,647	5,075	4.27	6	3,608
Skeena-Queen Charlotte	377.4	19,575	19,781	0.99	6	3,263
Squamish-Lillooet	972.3	49,747	16,310	3.05	15	3,316
Strathcona	1,531.5	50,807	18,278	2.78	12	4,234
Sunshine Coast	1,046.9	32,865	3,777	8.70	7	4,695
Thompson-Nicola	2,712.9	150,365	44,448	3.38	38	3,957
Grand Total	109,556.8	5,314,914	779,353	6.82	1,169	4,547

Appendix 3

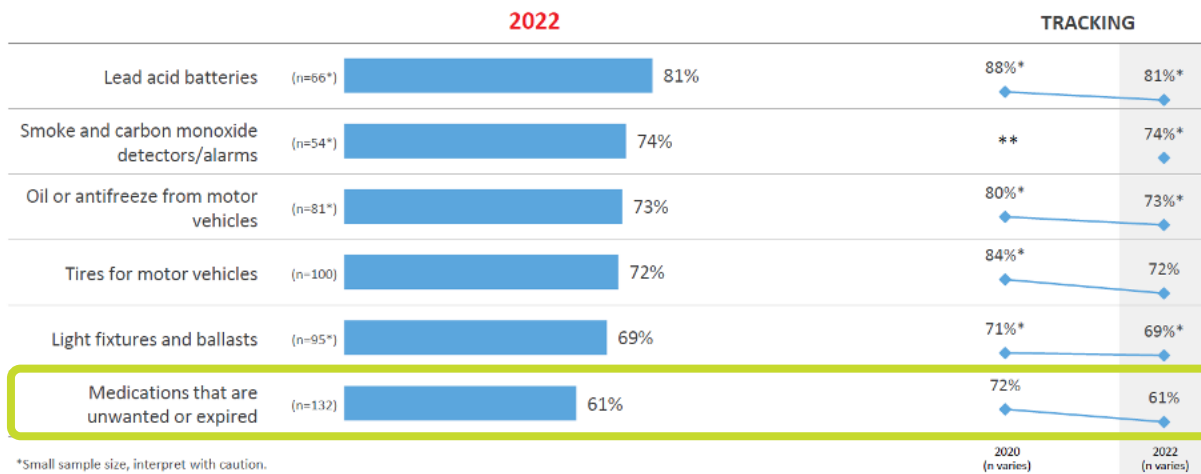
SABC Consumer Behaviour Survey



Knowledge Recyclable/Safely Returnable (cont.)

(Among Those Who Currently Have Unwanted Item)

A3. As far as you are aware, can the following be recycled or safely disposed of in BC when they are no longer wanted?



*Small sample size, interpret with caution.

Note: Items in BC homes on a regular basis (beverage containers, beer bottles/cans, foam packaging, soft plastics, paper/cardboard, glass packaging and containers) not asked if in homes and therefore results for this metric on this base of respondents are not shown.

▲ Statistically significantly higher than previous wave.
▼ Statistically significantly lower than previous wave.

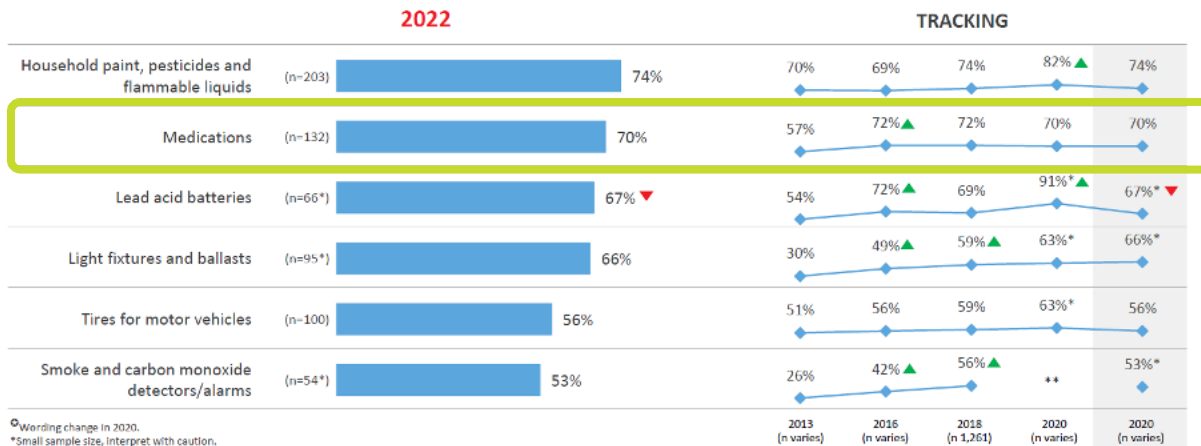
24



Knowledge Where to Take Unwanted Items^o(cont.)

(Among Those Who Have Unwanted Item)

2022/20: A5. Do you know where to take the following to be recycled or safely disposed of? That is, are you aware of places that will take them if you want to get rid of them? Earlier: A4. Are you aware of where to take these products for recycling or safe disposal? That is, do you know locations or places in your area that take each of the following from consumers? A4a. Are you aware of what to do with the following to ensure they are recycled?



^oWording change in 2020.

*Small sample size, interpret with caution.

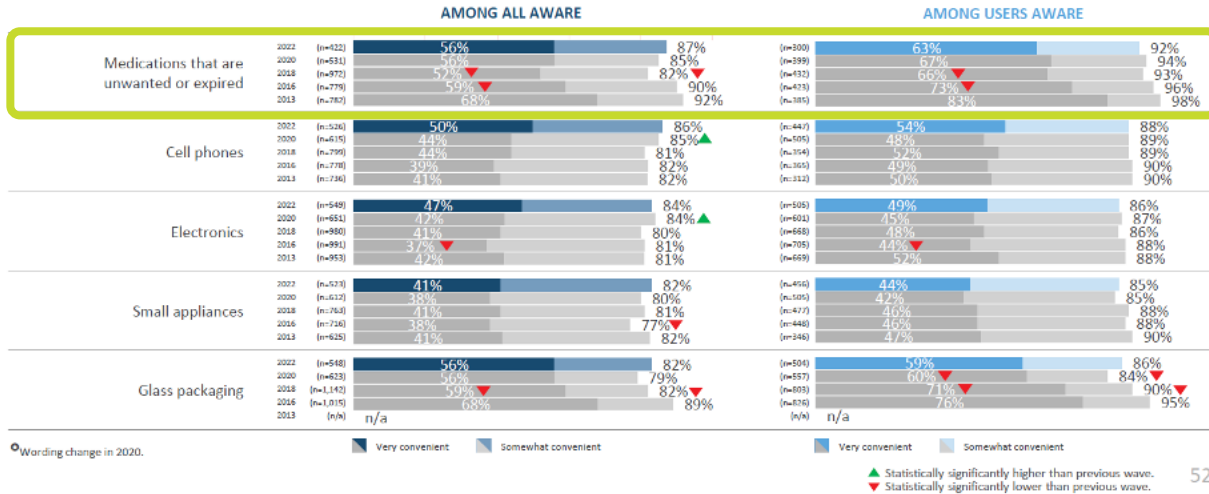
Note: Items in BC homes on a regular basis (beverage containers, beer bottles/cans, foam packaging, soft plastics, paper/cardboard, glass packaging and containers) not asked if in homes and therefore results for this metric on this base of respondents are not shown.

▲ Statistically significantly higher than previous wave.
▼ Statistically significantly lower than previous wave.

32

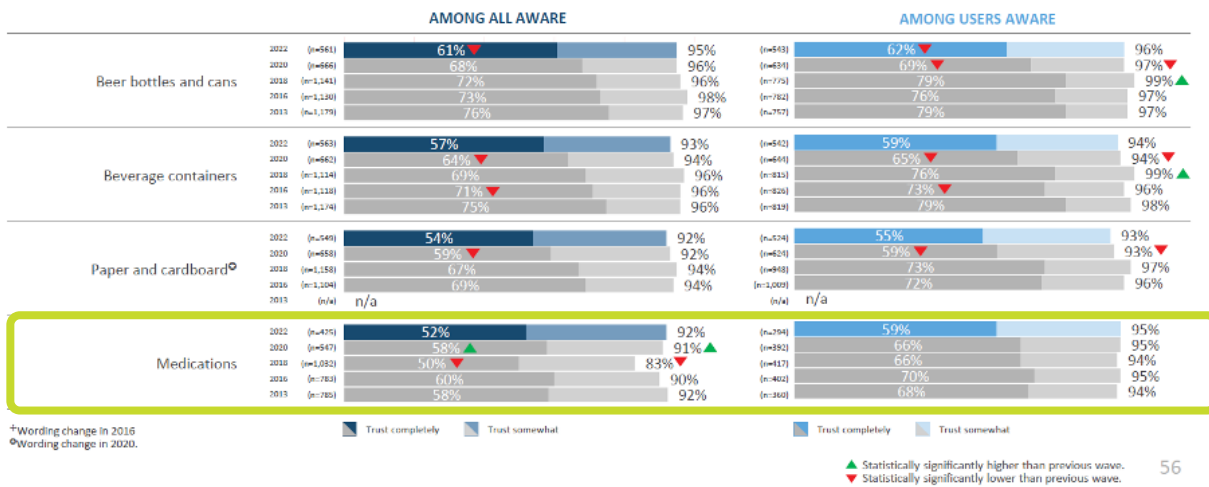
Program Convenience[⊕] (cont.)

Among Those Who Think Item Can be Recycled (2022/20) / Aware Each Program Exists (2018 + earlier), Excluding Not Sure)
 2022/20: B2. How convenient do you think it is to recycle or safely dispose of each of the following in BC? Don't worry if you haven't personally taken these to be recycled or safely disposed of, we just want your general impression of how convenient you think it would be.
 Earlier: B2. How would you rate the convenience of each program overall for allowing British Columbians to responsibly take care of each of these types of products and packaging? Don't worry if you have not taken any to be recycled or safely disposed of before, we are interested in your general impressions of how convenient you think it would be to ensure each one is recycled or safely disposed of.



Trust in Program[⊕] ⊕

(Among Those Who Think Item Can be Recycled (2022/20) / Aware Each Program Exists (2018 + earlier), Excluding Not Sure)
 2022/20: B3. And if you did take these items to be recycled or safely collected, how much would you trust or distrust that they were safely/responsibly disposed of?
 Earlier: B3. Overall, how much do you trust or distrust that these items would be recycled or disposed of properly?



Appendix 4

BCMRP Collection Locations

360Care Denman Pharmacy	Blueridge Pharmacy	Chemmart Pharmacy
Aaronson's Pharmacy (Cook St.) Ltd.	Boomer Drugs	Chetwynd Drug Mart
Abby Pharmacy	Brentwood Pharmacy	Pharmachoice # 9099
Ackroyd Pharmacy	Broadway Pharmasave #73	Chilliwack Pharmacy
Admirals Pharmasave #285	Brookwood Remedy's Rx Pharmacy #2	Choices Pharmacy
Agassiz Pharmacy	Brookwood Remedy's RX	City Centre Remedy's Rx
Alberto Pharmacy #1	Budget Pharmacy	Clayton Heights Care First Pharmacy
Alberto Pharmacy No.2	Bula Pharmacy	Clearbrook Pharmacy
Aldergrove Community Pharmacy	Burke Mountain Pharmacy	Clinic Drug Store
Aldergrove Medical Pharmacy LT	Burnaby Pharmacy	Coal Harbour Pharmacy
Alert Bay Drugs	Burnaby Square Pharmacy	Collingwood Pharmacy
All Cure Pharmacy	C.R.C Drugs	Columbia Prescription X-press
Alouette Pharmacy	Campbell River Health & Drug Store	Columbia River Pharmacy
Anchor Compounding Pharmacy	Canpharm Drugs	Columbia St. Pharmacy
Anderson's Pharmacy No.1	Capitol Hill Pharmacy	Community Apothecary
Andreen's Pharmacy	Care First Pharmacy	Community Apothecary #2
Apex Pharmacy	Care In Pharmacy	Community Outreach Pharmacy
Armstrong Pharmacy and Wellness Centre	Care N Cure Pharmacy	Continental Pharmacy
Ashcroft IDA Pharmacy	CareMed Pharmacy	Cool-Aid Dispensary
Askew's Pharmacy	Carmi Remedy's Rx	Cordova Bay Pharmacy
Aspen Remedy's Rx Pharmacy	Cascade Pharmacy	Corning Drugs #2
Atlas Drug Mart	Cates Medicine Centre	Corning Drugs Ltd.
Barnet Pharmacy	Cedar Hills Drug Mart	Costco Pharmacy #158
Barriere IDA Pharmacy	Central Drugs - Beban Plaza	Costco Pharmacy #155
Bell Pharmacy	Central Drugs - Brickyard	Costco Pharmacy #1578
Best Care Pharmacy	Central Drugs - Colville	Costco Pharmacy #161
Better Me Pharmacy	Central Drugs - Dufferin	Costco Pharmacy #163
Beyond Pharmacy 2	Central Drugs - Dunsmuir	Costco Pharmacy #51
Biopro Biologics Pharmacy	Central Drugs - Lantzville	Costco Pharmacy #54
Bioscript Pharmacy	Central Drugs - Pacific Station	Costco Pharmacy #55
Black's Pharmacy	Central Lonsdale Pharmacy	Costco Pharmacy #1092
	Central Park Pharmacy	Costco Pharmacy #255

Costco Pharmacy #256
Costco Pharmacy #259
Costco Pharmacy #548
Costco Pharmacy #552
Cottonwood Pharmacy Remedy's RX
Country Grocer Pharmacy
Courtenay Pharmacy
Cove Pharmacy
Cowrie Pharmacy
Cranbrook IDA Pharmacy
Cridge Family Pharmacy
Cridge Family Pharmacy 2
Cridge Family Pharmacy 3
Crossroads Pharmacy
Crystal Pharm & Medical Supply
Davie Pharmacy
Davies Prescriptions
Dawson Pharmacy
Dean Pharmacy
Deep Cove Pharmacy
Delta Prescription Clinic
Downtown Clinic Pharmacy
Drugland Pharmacy
Drugstore Pharmacy #1517
Drugstore Pharmacy #1519
Drugstore Pharmacy #1525
Drugstore Pharmacy #1555
Drugstore Pharmacy #1558
Drugstore Pharmacy #1562
Drugstore Pharmacy #6722
Drugstore Pharmacy #6733
Drugstore Pharmacy #6734
Drugstore Pharmacy #8588
DTES Connections Pharmacy
Dundas Remedy's RX Pharmacy
Dyck's Pharmacists (St. Paul)
Eagle Landing Pharmacy
Eastside Pharmacy
Edmonds Pharmacy
Elements Compounding Pharmacy

Elkford I.D.A Pharmacy
Elysian Pharmacy Ltd
Enderby Pharmacy and
Wellness Centre
Enhance Rx
Estevan Pharmacy Limited
Evergreen Pharmacy
Everwell Pharmacy
Express Scripts Canada Pharmacy
Fairway Drug Mart
Family Care Pharmacy
Family Care Pharmacy #2
Family Care Pharmacy #3
Family Care Pharmacy #4
Finlandia Pharmacy
Fleetwood Pharmacy Remedy's Rx
Forbes Pharmacy
Forbes Pharmacy - Queen Charlotte
Forbes Pharmacy #1007
Forbes Pharmacy Burnside
Forbes Pharmacy Goldstream
Forbes Pharmacy IDA
Forbes Pharmacy Millstream
Forbes Pharmacy Sooke
Fort Nelson Pharmacy
Fort Royal Pharmacy
Fort Royal Pharmacy Hillside
Fort Royal Pharmacy Oak Bay
Fort St John Phrm & Wellness Ctr
Fraser Canyon Pharmacy #312
Fraser Heights Pharmacy Ltd
Fraser Lake Medicine Centre
Fraser PharmaChoice
Fraser Pharmacy
Fraserview Pharmacy Ltd
French Creek Pharmacy
Freshco Pharmacy #4252
Freshco Pharmacy #4256
Freshco Pharmacy #4257
Freshco Pharmacy #4265

FreshCo Pharmacy #4269
FreshCo Pharmacy #4270
Frontier Street Pharmacy I.D.A
Gaetz Pharmasave
Garden Park Pharmacy No.2
Garlane Pharmacy #1
Garrison Pharmacy
Gateway Pharmacy
Gilmore Remedy's Rx
Gladwin Pharmacy
Glen Pharmacy
Glover Remedy's Rx 1011
Glovers Medicine Centre Pharma
Gold River Telepharmacy #9060
Golden Ears Pharmacy
Golden Family Pharmacy
Good Cure Pharmacy
Gordon Head Pharmacy
Grace Pharmacy
Granville Pharmacy
Grays Compounding Remedy RX
Grove Pharmacy
Guardian Sunstone Pharmacy
Guildford Drug Ltd
Haney Pharmacy
Happy Face Pharmacy
Harbourside PharmaChoice
Harbourview Drugstore
Hardy Bay Drug Store
Hart Drug Mart
Harvard Pharmacy
Harvest Drive Pharmacy
Healing Pharmacy
Health RX Pharmacy
Healthcare Pharmacy
Healthcare Pharmacy #2
Healthmart Pharmacy
HealthPlus Pharmacy
HealthPlus Pharmacy #2
Healthside Pharmacy

Heart IDA at Shelbourne Plaza	Kornak & Hamms Pharmacy	Loblaw Pharmacy #1561
Heart IDA Cadboro Bay Pharmacy	Kripps Pharmacy	Loblaw Pharmacy #1563
Heart IDA Farfield Pharmacy	Kroll's Surrey Pharmacy Ltd	Loblaw Pharmacy #1564
Heritage Park Pharmacy	Lakeside Medicine Centre	Loblaw Pharmacy #4369
High Gate Pharmacy Ltd.	Lakeside Pharmacy	Loblaw pharmacy #4382
Hillcrest Pharmacy	Lallicare Pharmacy #1	Loblaw Pharmacy #4534
Hillside Family Pharmacy	Lallicare Pharmacy #2	Loblaw Pharmacy #4590
Hogarth's Clinic Pharmacy Ltd	Lambert-Kipp Pharmacy Ltd	Loblaw Pharmacy #4612
Homelinx Pharmacy	Lancaster Prescriptions #1	Loblaw Pharmacy #4613
Hope Pharmacy	Lancaster Prescriptions #4	Loblaw Pharmacy #4614
Howe Sound Pharmacy Ltd	Landmark Pharmacy	Loblaw Pharmacy #4616
Hub Pharmacy	Langdon Pharmacy	Loblaw Pharmacy #4627
Icare Remedy's Rx	Langley IDA Pharmacy	Loblaw Pharmacy #4979
IDA Bowser Pharmacy	Latoria Pharmacy	Loblaw Pharmacy #4980
Ideal Care Pharmacy	Laurel Prescriptions	Loblaw Pharmacy #4981
Ideal Drug Mart Ltd	LG Pharmacy	Loblaw Pharmacy #4982
Imperial Neighbourhood Pharmacy	Lifecare Pharmacy	Loblaw Pharmacy #4983
Indigo Pharmacy Group	LifeConnect Pharmacy	Loblaw pharmacy #4984
Ingram Clinic Pharmacy	Lillooet I.D.A. Pharmacy	Loblaw Pharmacy #6708
Innomar Pharmacy	Lincoln Pharmacy & Coquitlam Travel Clinic	Loblaw Pharmacy #6732
Inwell Pharmacy Metrotown	Little Prairie Pharmacy	Loblaw Pharmacy #1526
Island Pharmacy #06	Living Room Pharmacy	Loblaws Pharmacy #1553
Island Pharmacy #1	Loblaw Pharmacy #1518	Loblaws Pharmacy #4617
Island Pharmacy #10	Loblaw Pharmacy #1520	Locks Prescription Pharma Ltd
Island Pharmacy #2	Loblaw Pharmacy #1521	London Drugs #02
Island Pharmacy #3	Loblaw Pharmacy #1522	London Drugs #03
Island Pharmacy #4	Loblaw Pharmacy #1523	London Drugs #04
Island Pharmacy #7	Loblaw Pharmacy #1524	London Drugs #05
Island Pharmacy #8	Loblaw Pharmacy #1527	London Drugs #06
JC Pharmacy	Loblaw Pharmacy #1528	London Drugs #07- Hastings
Jericho Pharmacy & Health Food Store	Loblaw Pharmacy #1531	London Drugs #08
Joe's Family Pharmacy	Loblaw Pharmacy #1532	London Drugs #09 - Guildford
Juniper Pharmacy	Loblaw Pharmacy #1551	London Drugs #10
Kaslo Community Pharmacy	Loblaw Pharmacy #1552	London Drugs #11
Katzie Pharmacy	Loblaw Pharmacy #1554	London Drugs #12
Kerrisdale Pharmacy	Loblaw Pharmacy #1556	London Drugs #14
King George Medic Pharmacy	Loblaw pharmacy #1557	London Drugs #15
Kiwi Pharmacy & Wellness	Loblaw Pharmacy #1559	London Drugs #16
Kleo's Pharmacy Remedy's Rx	Loblaw Pharmacy #1560	London Drugs #17
Knights Pharmacy		

London Drugs #18	Lonsdale & 3rd Pharmacy	Medicine Shoppe #281
London Drugs #19	Lonsdale Pharmacy	Medicine Shoppe #292
London Drugs #25	Lumby I.D.A. Pharmacy	Medicine Shoppe #310
London Drugs #28	MacDonalds Prescriptions #2	Medicine Shoppe #312
London Drugs #29	MacDonalds Prescriptions #3	Medicine Shoppe #321
London Drugs #35	MacDonald's Prescriptions #4	Medicine Shoppe #325
London Drugs #36	MacDonalds Prescriptions #5	Medicine Shoppe #332
London Drugs #37	Mackenzie Pharmachoice #9069	Medicine Shoppe #333
London Drugs #39	Maggie's Pharmacy	Medicine Shoppe #350
London Drugs #41	Main Prescriptions	Medicine Shoppe #361
London Drugs #42	Mann's Prescription Pharmacy	Medicine Shoppe #369/ China Creek Pharmacy LTD
London Drugs #44 - Park Royal	Manshadi Pharmacy #2	Medicine Shoppe #379
London Drugs #46	Marks Pharmacy	Medicine Shoppe #402
London Drugs #47	Marshall Pharmacy Ltd.	Medicine Shoppe #409
London Drugs #50	Mary's pharmacy	Medicine Shoppe #414
London Drugs #51	Masset Pharmasave #076 - Telepharmacy	Medicine Shoppe #415
London Drugs #52	McCallum Pharmacy	Medicine Shoppe Pharmacy #254
London Drugs #53	McCue Pharmacy	Medicine Shoppe Pharmacy #358
London Drugs #54 - Tillicum Road	McKesson Spclty Prescript Svcs	Medicine Shoppe Pharmacy #406
London Drugs #55	Meadows Pharmacy	Mediglen Pharmacy
London Drugs #56	Medical Centre Prescriptions	Medis Pharmacy
London Drugs #61	Medical Tower Drugs LTD	Medisave Pharmacy #4
London Drugs #67	Medicare Pharmacy	Medisave Pharmacy #7
London Drugs #70	Medicine Guru	Mednow Pharmacy
London Drugs #71	Medicine Shoppe #142	MedPure Natural Pharmacy
London Drugs #72	Medicine Shoppe #148	Med-X Pharmacy Ltd.
London Drugs #73	Medicine Shoppe #156	Memorial Compounding Pharmacy
London Drugs #74	Medicine Shoppe #163 - Surrey	Metro Drugs
London Drugs #75	Medicine Shoppe #168	Metrocare Pharmacy
London Drugs #76	Medicine Shoppe #169	Metrolife Pharmacy
London Drugs #77	Medicine Shoppe #195	Minoru Pharmacy
London Drugs #78	Medicine Shoppe #221	Miracle Prescriptions Remedy's Rx
London Drugs #80	Medicine Shoppe #231	MJ's Natural Pharmacy
London Drugs #81	Medicine Shoppe #239	MJ's Natural Pharmacy #4
London Drugs #82	Medicine Shoppe #240	Montrose Pharmacy
London Drugs #85	Medicine Shoppe #253	Morgan Creek Medicine Centre
London Drugs #90	Medicine Shoppe #255	Mountain View Pharmacy (Pharmachoice)
London Drugs No. 88	Medicine Shoppe #259	Mt. Lehman Pharmacy Ltd.
Longevity Compounding Pharmacy	Medicine Shoppe #268	Nakusp Pharmachoice

Nanaimo Pharmacy
Nanoose Pharmacy
Naz's Pharmacy #3
Naz's Pharmacy #4
Naz's Pharmacy No. 5
Naz's Prescription Plus Pharm #2
Naz's Prescription Plus Pharmacy
Neighbourly BC Central Fill
Solutions #1055
Nelson Clinic Pharmacy
Nelson Remedy's Rx
Nester's Pharmacy & Wellness -
Squamish
Nester's Pharmacy Ltd
Nester's Pharmacy SFU
New Denver Community Pharmacy
and Telepharmacy
New Life Pharmacy
New West Pharmachoice
Newgen PharmaChoice
Nolan's Clinic Pharmacy
Nolan's Pharmasave Drugs #222
Nordlys Pharmacy
North End Pharmacy Remedy's Rx
North Island Pharmacy
North Road Pharmasave
North Shore Pharmacy
North West Pharmacy
Northmount Pharmacy Ltd
Northshore Drugstore Remedy's RX
Northview Pharmacy
Okanagan Pharmacy
Oliver Pharmacy Remedy's Rx
Omnicare Pharmacy
Orchard Remedy's Rx
Otter Co-op at Parallel Pharmacy
Otter Co-op Pharmacy
Otter Co-Op Pharmacy (Mt. Lehman)
Out Reach Pharmacy Ltd.
Outreach RX
Owl Drugs

Oxford Pharmacy
P & A Pharmacy Ltd
Pacific Pharmacy #1
Pacific Pharmacy #2
Pacific Pharmacy #3
Pacific Prescriptions & Medical
Supplies No.2
Pandora Pharmacy
Park Pacific Pharmacy
Parksville Pharmacy
PDC Pharmacy
Peace Pharmacy
Peachland Pharmacy
PeerConnect Pharmacy
Pender Island Pharmacy
Peninsula IDA Pharmacy
Peoples Drug Mart #147
Peoples Drug Mart #369
Peoples Pharmacy
Peoples Pharmacy #377
Peoples Shifa Pharmacy
PharmaChoice #007
PharmaChoice #9062
Pharmachoice Langford Pharmacy
PharmaChoice Maple Ridge Pharmacy
Pharmachoice Pharmacy #9063
Pharmachoice Pharmacy #9072
PharmaChoice South Slope
Pharmachoice Trail Apothecary
Pharmacy Drugstore
Pharmacy Drugstore #2
Pharmacy #24
Pharmacy 24 No. 4
Pharmacy Apoteka
Pharmasave #006
Pharmasave #008
Pharmasave #022
Pharmasave #028
Pharmasave #034
Pharmasave #043

Pharmasave #057
Pharmasave #063
Pharmasave #067
Pharmasave #075 -
Telepharmacy
Pharmasave #081
Pharmasave #082
Pharmasave #086
Pharmasave #089 -
Tabor Plaza
Pharmasave #092
Pharmasave #095
Pharmasave #100
Pharmasave #1002 -
Bridge Pharmacy
Pharmasave #1014
Pharmasave #1016
Pharmasave #1019
Pharmasave #102
Pharmasave #1020
Pharmasave #1021
Pharmasave #1025
Pharmasave #1032
Pharmasave #1037
Pharmasave #105
Pharmasave #106
Pharmasave #107
Pharmasave #1088
Pharmasave #1101
Pharmasave #1106
Pharmasave #1109
Pharmasave #115
Pharmasave #120
Pharmasave #129
Pharmasave #139
Pharmasave #142
Pharmasave #148
Pharmasave #151
Pharmasave #154
Pharmasave #162
Pharmasave #178

Pharmasave #179	Pharmasave #32	Pharmasave Heath Centre #1010
Pharmasave #18	Pharmasave #71	Pharmasave James Bay #130
Pharmasave #182	Pharmasave #79	Pharmasave Lions Gate
Pharmasave #183	Pharmasave #87	Pharmasave Newton # 91
Pharmasave #190	Pharmasave #96	Pharmasave Oak Bay #152
Pharmasave #198	Pharmasave Abbott St	Pharmasave Riverbend 1033
Pharmasave #203	Pharmasave Aberdeen	Pharmasave Scott Town #167
Pharmasave #205	Pharmasave Cumberland #1015	Pharmasave Steveston Village
Pharmasave #206	Pharmasave Gladwin	Pharmasave Willowbrook #1017
Pharmasave #21	Pharmasave Health Center #1008 - Metrotown	Pharmawise Pharmacy
Pharmasave #211	Pharmasave Health Centre #002	Pharmcity Drugs #3
Pharmasave #213	Pharmasave Health Centre #005	Pharmsave Health Centre #045
Pharmasave #214	Pharmasave Health Centre #007	Phoenix Pharmacy
Pharmasave #221	Pharmasave Health Centre #010	Pier Health Resource Centre
Pharmasave #230	Pharmasave Health Centre #011	Pillway
Pharmasave #232	Pharmasave Health Centre #015	Pivot RX
Pharmasave #242	Pharmasave Health Centre #016	Platinum Care Pharmacy
Pharmasave #244	Pharmasave Health Centre #017	Plaza Pharmacy
Pharmasave #246	Pharmasave Health Centre #020	Pocketpills
Pharmasave #248	Pharmasave Health Centre #024	Point Grey Pharmacy
Pharmasave #249	Pharmasave Health Centre #029	Powell River Pharmacy
Pharmasave #25	Pharmasave Health Centre #038	Pratts Compounding Pharmacy
Pharmasave #250	Pharmasave Health Centre #049	Pricesmart Foods #2281
Pharmasave #253	Pharmasave Health Centre #052	Pricesmart Foods Pharmacy #2274
Pharmasave #255	Pharmasave Health Centre #059	Princeton Pharmacy
Pharmasave #257	Pharmasave Health Centre #064	Pro-Health Pharmacy #2
Pharmasave #260	Pharmasave Health Centre #080	Promontory Pharmacy
Pharmasave #264	Pharmasave Health Centre #094	Prosper Pharmacy No.3
Pharmasave #265	Pharmasave Health Centre #098	Pure Integrative Pharmacy #10
Pharmasave #267	Pharmasave Health Centre #099	Pure Integrative Pharmacy #17
Pharmasave #275	Pharmasave Health Centre #1000	Pure Integrative Pharmacy #18
Pharmasave #276	Pharmasave Health Centre #1006	Pure Integrative Pharmacy #19
Pharmasave #278	Pharmasave Health Centre #1011	Pure Integrative Pharmacy #21
Pharmasave #280	Pharmasave Health Centre #1022	Pure Integrative Pharmacy #23
Pharmasave #282	Pharmasave Health Centre #1023	Pure Integrative Pharmacy #25
Pharmasave #284	Pharmasave Health Centre #1110	Pure Integrative Pharmacy #26
Pharmasave #287	Pharmasave Health Centre #207	Pure Integrative Pharmacy #27
Pharmasave #291	Pharmasave Heath Centre # 012 - Langley City	Pure Integrative Pharmacy #29
Pharmasave #294 Orchards Walk		Pure Integrative Pharmacy #31
Pharmasave #296		Pure Integrative Pharmacy #33

Pure Integrative Pharmacy #4	Rexall #7194	Safeway Food & Drug Pharma #4958
Pure Integrative Pharmacy #5	Rexall Direct	Safeway Food & Drug Pharma #4963
Pure Integrative Pharmacy #9	Rexall Drug Store #7103	Safeway Food & Drug Pharma #4968
Pure Pharmacy #24	Rexall Drug Store #7114	Safeway Food & Drug Pharma #4970
Pure Pharmacy Health Centre #01	Rexall Drug Store #7117	Safeway Food & Drug Pharma #53
Quadra Maple Pharmacy	Rexall Drug Store #7126	Safeway Pharmacy #4901
Queens Apothecary Ltd	Rexall Drug Store #7128	Safeway Pharmacy #4902
Queensborough Community Pharma	Rexall Drug Store #7139	Safeway Pharmacy #4903
R.E.A.C.H. Centre Pharmacy	Rexall Drug Store #7152	Safeway Pharmacy #4906
Rage's Pharmacy	Rexall Drug Store #7169	Safeway Pharmacy #4908
Rainforest Wellness Pharmacy	Rexall Drug Store #7170	Safeway Pharmacy #4909
Regency Medicine Centre	Rexall Drug Store #7181	Safeway Pharmacy #4911
Reid Street Pharmacy	Rexall Drug Store #7182	Safeway Pharmacy #4912
Remedy's RX #298	Rexall Pharmacy #7136	Safeway Pharmacy #4913
Remedy's Rx #367	Rexall Pharmacy #7163	Safeway Pharmacy #4916
Revelstoke Family Pharmacy	Richmond Medical Pharmacy	Safeway Pharmacy #4919
Rexall #7102	Ridgeway Pharmacy	Safeway Pharmacy #4920
Rexall #7104	Ritecare Pharmacy	Safeway Pharmacy #4924
Rexall #7110	Ritecare Pharmacy #2	Safeway Pharmacy #4925
Rexall #7111	Robins Pharmacy	Safeway Pharmacy #4928
Rexall #7116	Rose Valley Pharmacy Remedy's Rx	Safeway Pharmacy #4931
Rexall #7121	Rutland Medical Pharmacy	Safeway Pharmacy #4932
Rexall #7122	Rx Drug Mart #1000	Safeway Pharmacy #4933
Rexall #7127	Rx Drug Mart #1002	Safeway Pharmacy #4934
Rexall #7129	Rx Drug Mart #1003	Safeway Pharmacy #4936
Rexall #7133	RX Peoples Pharmacy	Safeway Pharmacy #4939
Rexall #7137	Rx Pharmachoice Pharmacy	Safeway Pharmacy #4941
Rexall #7141	RXCare Pharmacy & Compounding	Safeway Pharmacy #4948
Rexall #7149	SafeMed Pharmacy	Safeway Pharmacy #4955
Rexall #7157	Safeway Food & Drug Pharma #082	Safeway Pharmacy #4956
Rexall #7159	Safeway Food & Drug Pharma #126	Safeway Pharmacy #4960
Rexall #7161	Safeway Food & Drug Pharma #140	Safeway Pharmacy #4964
Rexall #7167	Safeway Food & Drug Pharma #144	Safeway Pharmacy #4967
Rexall #7171	Safeway Food & Drug Pharma #161	Safeway Pharmacy #4972
Rexall #7174	Safeway Food & Drug Pharma #23	Safeway Pharmacy #4974
Rexall #7177	Safeway Food & Drug Pharma #4900	Safeway Pharmacy #4976
Rexall #7184	Safeway Food & Drug Pharma #4914	Safeway Pharmacy #4977
Rexall #7187	Safeway Food & Drug Pharma #4917	Safeway Pharmacy #4979
Rexall #7191	Safeway Food & Drug Pharma #4918	Safeway Pharmacy #4980
Rexall #7193	Safeway Food & Drug Pharma #4942	Salmon Arm Prescription Centre

Salt Spring Pharmacy
Sam's Pharmacy Ltd.
Sardis pharmacy
Satnam Pharmacy
Save-On-Foods Pharmacy #2227
Save-On-Foods Pharmacy #2246
Save-On-Foods Pharmacy #2250
Save-On-Foods Pharmacy #2252
Save-On-Foods #918
Save-On-Foods #923 - Tillicum
Save-On-Foods Pharmacy
Save-On-Foods Pharmacy # 916 -
Sapperton
Save-On-Foods Pharmacy #2207
Save-On-Foods Pharmacy #2208
Save-On-Foods Pharmacy #2210-W
Save-On-Foods Pharmacy #2213
Save-On-Foods Pharmacy #2214
Save-On-Foods Pharmacy #2215
Save-On-Foods Pharmacy #2216
Save-On-Foods Pharmacy #2217
Save-On-Foods Pharmacy #2221
Save-On-Foods Pharmacy #2224
Save-On-Foods Pharmacy #2225
Save-On-Foods Pharmacy #2228
Save-On-Foods Pharmacy #2235
Save-On-Foods Pharmacy #2237
Save-On-Foods Pharmacy #2242
Save-On-Foods Pharmacy #2244
Save-On-Foods Pharmacy #2249
Save-On-Foods Pharmacy #2255
Save-On-Foods Pharmacy #2263
Save-On-Foods Pharmacy #2285
Save-On-Foods Pharmacy #2289
Save-On-Foods Pharmacy #902
Save-On-Foods Pharmacy #903
Save-On-Foods Pharmacy #904
Save-On-Foods Pharmacy #907
Save-On-Foods Pharmacy #909
Save-On-Foods Pharmacy #910

Save-On-Foods Pharmacy #915 -
Cranbrook
Save-On-Foods Pharmacy #919
Save-On-Foods Pharmacy #921
Save-On-Foods Pharmacy #922
Save-On-Foods Pharmacy #924
Save-On-Foods Pharmacy #928
Save-On-Foods Pharmacy #929
Save-On-Foods Pharmacy #930
Save-On-Foods Pharmacy #931
Save-On-Foods Pharmacy #932
Save-On-Foods Pharmacy #933
Save-On-Foods Pharmacy #935
Save-On-Foods Pharmacy #936
Save-On-Foods Pharmacy #939
Save-On-Foods Pharmacy #940
Save-On-Foods Pharmacy #942
Save-On-Foods Pharmacy #943
Save-On-Foods Pharmacy #946
Save-On-Foods Pharmacy #947
Save-On-Foods Pharmacy #948
Save-On-Foods Pharmacy #951
Save-On-Foods Pharmacy #952
Save-On-Foods Pharmacy #954
Save-On-Foods Pharmacy #955
Save-On-Foods Pharmacy #956
Save-On-Foods Pharmacy #957
Save-On-Foods Pharmacy #962
Save-On-Foods Pharmacy #963
Save-On-Foods Pharmacy #965
Save-On-Foods Pharmacy #966
Save-On-Foods Pharmacy #967
Save-On-Foods Pharmacy #968
Save-On-Foods Pharmacy #969
Save-On-Foods Pharmacy #970
Save-On-Foods Pharmacy #971
Save-On-Foods Pharmacy #972 -
Quesnel
Save-On-Foods Pharmacy #973
Save-On-Foods Pharmacy #975

Save-On-Foods Pharmacy #977
Save-On-Foods Pharmacy #979
Save-On-Foods Pharmacy #980
Save-On-Foods Pharmacy #981
Save-On-Foods Pharmacy #982
Save-On-Foods Pharmacy #983
Save-On-Foods Pharmacy #984
Save-On-Foods Pharmacy #985
Save-On-Foods Pharmacy #987
Save-On-Foods Pharmacy #988
Save-On-Foods Pharmacy #990
Save-On-Foods Pharmacy #991
Save-On-Foods Pharmacy #992-
Willoughby
Save-On-Foods Pharmacy #993
Save-On-Foods Pharmacy #995 -
Pitt Meadows
Save-On-Foods Pharmacy #996
Save-On-Foods Pharmacy #999
Scott 75 Pharmacy
Scott Road Pharmacy
Scottcare Pharmacy
Sechelt Pharmacy
Service Plus #3
Seymour Pharmacy
Seymour Pharmacy #2
Shafa Pharmacy
Shaughnessy Pharmacy
Shopper Drug Mart #291
Shoppers Drug Mart
Shoppers Drug Mart #226
Shoppers Drug Mart #230
Shoppers Drug Mart #237
Shoppers Drug Mart #238
Shoppers Drug Mart #287
Shoppers Drug Mart #0201
Shoppers Drug Mart #0202
Shoppers Drug Mart #0204
Shoppers Drug Mart #0205
Shoppers Drug Mart #0210

Shoppers Drug Mart #2260
Shoppers Drug Mart #2263
Shoppers Drug Mart #2264
Shoppers Drug Mart #2266
Shoppers Drug Mart #2267
Shoppers Drug Mart #2270
Shoppers Drug Mart #2271
Shoppers Drug Mart #2273
Shoppers Drug Mart #2274
Shoppers Drug Mart #2275
Shoppers Drug Mart #2276
Shoppers Drug Mart #2277
Shoppers Drug Mart #2279
Shoppers Drug Mart #2282
Shoppers Drug Mart #2283
Shoppers Drug Mart #2284
Shoppers Drug Mart #2287
Shoppers Drug Mart #2288
Shoppers Drug Mart #2289
Shoppers Drug Mart #2290
Shoppers Drug Mart #2291
Shoppers Drug Mart #2292
Shoppers Drug Mart #2294
Shoppers Drug Mart #2295
Shoppers Drug Mart #2297
Shoppers Drug Mart #2299
Shoppers Drug Mart #241
Shoppers Drug Mart #248
Shoppers Drug Mart #255
Shoppers Drug Mart #257
Shoppers Drug Mart #262
Shoppers Drug Mart #274
Shoppers Drug Mart #279
Shoppers Drug Mart #281
Shoppers Drug Mart #288
Shoppers Drug Mart #290
Shoppers Drug Mart #3007
Shoppers Drug Mart #3076
Shoppers Drug Mart #3077
Shoppers Drug Mart #3079

Shoppers Drug Mart Store #2130
Shoppers Drug Mart Store #2134
Shoppers Drug Mart Store #2262
Shoppers Drug Mart #2118
Shoppers Simply Pharmacy #2285
Shoppers Simply Pharmacy #3082
Shoppers Simply Pharmacy #3087
Sidney Pharmacy II
Silveremere Pharmacy
Silvermere Pharmacy #2 Ltd
Similkameen Pharmacy
Simples Drugs
Sina Pharmacy
Skaha Rexall Pharmacy #7179
Somerset Pharmacy Services
Southland Pharmacy
Sparwood Remedy's Rx
Squamish Pharmacy
Srx Pharmacy (#1)
Srx Pharmacy (#3)
St Anthony's Clinic Pharmacy #2
St Georges Pharmacy
Sterling Centre Remedy's Rx
Steveston Pharmacy
Sukh's Pharmacy
Sullivan Pharmacy Inc
Summerland Guardian Pharmacy
Sun Peaks Pharmacy
Sunnyside Evergreen Pharmacy
Sunset Pharmacy Ltd
Sunwest Pharmacy
Super Grocer & Pharmacy
Surlang MedCentre
Tablet Pharmacy
Tang's Prescriptions
Terra Nova PharmaChoice
The Drive Pharmacy
The Medicine Shoppe Pharmacy #285
The Medicine Shoppe Pharmacy #367
The Pharmacy Kitilano

The Pharmacy Langley
The Pharmacy Main Street
(Pharmachoice)
The Pharmacy West End
The Pharmacy Westview
The Village Pharmacy
Third Ave Evergreen Pharmacy
Thrifty Foods and Pharmacy #06
Thrifty Foods and Pharmacy #10
Thrifty Foods and Pharmacy #13
Thrifty Foods and Pharmacy #19
Thrifty Foods and Pharmacy #23
Thrifty Foods and Pharmacy #24
Thrifty Foods and Pharmacy #29
Thrifty Foods and Pharmacy #9464
Thrifty Foods and Pharmacy #9481
Thrifty Foods Pharmacy #9471
Thrifty Foods Pharmacy #9480
Town Centre Pharmacy
Townline Pharmacy
Tsawwassen Pharmacy
Tumbler Ridge Pharmacy
Two Nice Guys Pharmacy
Ucluelet Co-op Pharmacy
Ultracare Guardian Pharmacy #2
Unicare Pharmacy
Universal Pharmacy
University Heights Pharmacy
University Pharmacy
Uptown Drugs Peoples Pharmacy
Urban Fare Pharmacy #7614
UVIC Campus Pharmacy
Valley Evergreen Pharmacy
Vanderhoof Medicine Centre
Vicon Pharmacy No. 2
Victoria Compounding Pharmacy
Victoria Health Unit Clinical Pharmacy
View Pharmacy
Village Pharmacy
Vital Health Pharmacy

Vital Health Pharmacy #2
Viva Med Pharmacy
Wal-Mart #1205
Wal-Mart #1207
Wal-Mart #1208
Wal-Mart Pharmacy #1011
Wal-Mart Pharmacy #1015
Wal-Mart Pharmacy #1018
Wal-Mart Pharmacy #1036
Wal-Mart Pharmacy #1077
Wal-Mart Pharmacy #1093
Wal-Mart Pharmacy #1100
Wal-Mart Pharmacy #1104
Wal-Mart Pharmacy #1106
Wal-Mart Pharmacy #1112
Wal-Mart Pharmacy #1113
Wal-Mart Pharmacy #1119
Wal-Mart Pharmacy #1143
Wal-Mart Pharmacy #1181
Wal-Mart Pharmacy #1192
Wal-Mart Pharmacy #1206
Wal-Mart Pharmacy #1213
Wal-Mart Pharmacy #1214
Wal-Mart Pharmacy #3008
Wal-Mart Pharmacy #3019
Wal-Mart Pharmacy #3025
Wal-Mart Pharmacy #3040

Wal-Mart Pharmacy #3042
Wal-Mart Pharmacy #3057
Wal-Mart Pharmacy #3059
Wal-Mart Pharmacy #3060
Wal-Mart Pharmacy #3070
Wal-Mart Pharmacy #3098
Wal-Mart Pharmacy #3109
Wal-Mart Pharmacy #3158
Wal-Mart Pharmacy #3163
Wal-Mart Pharmacy #3167
Wal-Mart Pharmacy #3169
Wal-Mart Pharmacy #3183
Wal-Mart Pharmacy #3188
Wal-Mart Pharmacy #3199
Wal-Mart Pharmacy #3651
Wal-Mart Pharmacy #3652
Wal-Mart Pharmacy #3661
Wal-Mart Pharmacy #5777
Wal-Mart Pharmacy #5834
Wal-Mart Pharmacy #5838
Wal-Mart Pharmacy #5853
We Care Pharmacy
We Care Pharmacy #2
Well Pharmacy
WellCare Rx
Wellness Pharmacy
Wellness Pharmacy #2

Wellness Pharmacy No. 4
Wellness Pharmacy No. 5
Wellness Pharmacy No.12
Wellness Pharmacy No.13
Wellness Pharmacy NO.3
Wellness Pharmacy No.6
Wellness Pharmacy No.8
Wellness Pharmacy No.9
Wescana Pharmacy #03
Wescana Pharmacy #06
Wescana Pharmacy #1
West 10th Medical Pharmacy
West End Medicine Centre
Westin Pharmacy LTD.
Westwood Pharmacy
White Rock Pharmacy
Whole Health Pharmacy
Willowbrook Pharmacy
Wilson Pharmacy
Wilson Pharmacy
Winfield IDA Pharmacy
Winmed Pharmacy
Yale Road Pharmacy
YNP Dunbar Pharmacy
York Pharmacy
Yyoung Medicine Mart
YYoung Medicine Mart Main

Appendix 5

Auditor's Report

INDEPENDENT PRACTITIONER'S REASONABLE ASSURANCE REPORT ON SECTION 8(2)(b), (d), (e) AND (g) OF THE B.C REGULATION 449/2004 (Recycling Regulation)

To the Ministry of the Environment and Climate Change Strategy

We have been engaged by Health Products Stewardship Association to undertake a reasonable assurance engagement in respect of the following information (collectively, "the information"), detailed within Health Products Stewardship Association's annual report to the Ministry of Environment and Climate Change Strategy and in the accompanying Appendix 1 and 2 for the year ending December 31, 2022:

- The location of collection facilities, and any changes in the number and location of collection facilities from the previous report in accordance with Section 8(2)(b) of B.C Regulation 449/2004 (Recycling Regulation);
- The description of how the recovered product was managed in accordance with the pollution prevention hierarchy in accordance with Section 8(2)(d) of the Recycling Regulation;
- The total amount of the producer's product sold and collected and, if applicable, the producer's recovery rate in accordance with Section 8(2)(e) of the Recycling Regulation; and,
- Performance for the year in relation to approved targets under Section 8(2)(b), (d) and (e) in accordance with Section 8(2)(g) of the Recycling Regulation.

Management's Responsibility

Management is responsible for the preparation of the annual report comprising the information required by section 8(2)(b), (d), (e) and (g) of the Recycling Regulation in accordance with applicable criteria set out in Appendix 1 of this report. This responsibility includes the design, implementation and maintenance of internal control relevant to the preparation of Health Products Stewardship Association's annual report that is free from material misstatement, whether due to fraud or error.

Our Responsibility

Our responsibility is to express a reasonable assurance opinion on Health Products Stewardship Association's information. We conducted our reasonable assurance engagement in accordance with Canadian Standard on Assurance Engagements 3000, *Attestation engagements other than audits or reviews of historical financial information*. This standard requires that we plan and perform this engagement to obtain reasonable assurance about whether Health Products Stewardship Association's information is fairly stated, in all material respects.

Reasonable assurance is a high level of assurance, but is not a guarantee that an engagement conducted in accordance with this standard will always detect a material misstatement when it exists. Misstatement can arise from fraud or error and are considered material if, individually or in the aggregate, they could reasonably be expected to influence the decisions of users of our report. The nature, timing and extent of procedures selected depend on our professional judgment, including an assessment of the risks of material misstatement, whether due to fraud or error, and involve obtaining evidence about the preparation of management's statement in accordance with the applicable criteria.

A reasonable assurance engagement also includes assessing the suitability in the circumstances of management's use of applicable criteria, applied as explained in Appendix 1 of this report, as the basis for preparing information required by Section 8(2)(b), (d), (e) and (g) of the Recycling Regulation; evaluating the appropriateness of quantification methods and reporting policies used, and the reasonableness of estimates made by management; and evaluating the overall presentation of the information detailed within the annual report and accompanying Appendix 1 and 2.

We believe the evidence we obtained is sufficient and appropriate to provide a basis for our opinion. Relevant information required by Section 8(2)(b), (d), (e) and (g) of the Recycling Regulation is set out in Appendix 1 and 2 of this report.

Our Independence and Quality Control

We have complied with the relevant rules of professional conduct / code of ethics applicable to the practice of public accounting and related to assurance engagements, issued by various professional accounting bodies, which are founded on fundamental principles of integrity, objectivity, professional competence and due care, confidentiality and professional behaviour.

The firm applies Canadian Standard on Quality Control 1, *Quality Control for Firms that Perform Audits and Reviews of Financial Statements, and Other Assurance Engagements* and, accordingly, maintains a comprehensive system of quality control, including documented policies and procedures regarding compliance with ethical requirements, professional standards and applicable legal and regulatory requirements.

Basis for Qualified Opinion

As discussed in Appendix 1 of this report, quantification is subject to inherent limitation because our assessment of the total weight of all of the pharmaceuticals that were collected at the collection locations and the total weight of all pharmaceutical that were incinerated is strictly based on the information provided by the collection service providers.


In addition, as discussed in Appendix 2 of this report, Health Products Stewardship Association has not reported the recovery rate and its performance for the year ending December 31, 2022 and, therefore, we are unable to express an opinion on these items.

Qualified Opinion

In our opinion, except for the effects of the matters described in the Basis for Qualified Opinion paragraph, Health Products Stewardship Association's information for the year ended December 31, 2022, is prepared, in all material respects, in accordance with the applicable criteria.

Purpose of the Information

Health Products Stewardship Association's information has been prepared to report to the Ministry of the Environment and Climate Change Strategy and is not intended to be and should not be used for any other purpose.



Chartered Professional Accountants, Licensed Public Accountants

Ottawa, Ontario
June 30, 2023

Marcil Lavallée

HEALTH PRODUCTS STEWARDSHIP ASSOCIATION

APPENDIX 2 DECEMBER 31, 2022

1. COLLECTION FACILITIES

The location of collection facilities and any changes in the number and location of collection facilities from the previous report in accordance with Section 2(2)(b) of the Recycling Regulation.

Specific disclosures in Health Products Stewardship Association's annual report for which evaluation criteria were developed	
Disclosure per Annual Report	Reference
Total number of collection locations in 2022 – 1,169	Pages 1, 3, and 22 Appendix 2: Regional District Summary Report (page 26)
In 2022, a total of 1169 BC retail pharmacies or 79.9% of total accredited pharmacies in British Columbia were registered as HPSA collection sites (-2.8% decrease from 2021)	Section 1: Executive Summary (page 1) Section 2: Overview (page 3)

The following evaluation criteria were applied to the assessment of the location of collection facilities, and any changes in the number and location of collection facilities from the previous report in accordance with Section 8(2)(b) of the Recycling Regulation:

- Collections facilities are facilities that have a signed contract with Health Products Stewardship Association for the collection of medications during the reporting period of January 1st to December 31, 2022.
- Health Products Stewardship Association maintains a listing of all collection facilities for the program, including the location of the collection facility, the total of which agrees to the number of collection facilities as disclosed in the Annual Report.
- The change in number of collection facilities is calculated by comparing the current number of collection facilities, a sum of all of the collection facilities that have a signed contract within a given reporting year and those that closed within the same reporting year, to the number of collection facilities reported in the prior reporting year.

2. POLLUTION PREVENTION HIERARCHY

The description of how the recovered product was managed in accordance with Section 8(2)(d) of the Recycling Regulation.

Specific disclosures in Health Products Stewardship Association's annual report for which evaluation criteria were developed	
Disclosure per Annual Report	Reference
In 2022, HPSA disposed of 100% of pharmaceuticals collected in BC through incineration (70% of the volume collected at the Suez Canada Waste Service Inc. and 30% of the volume collected at the City of Burnaby Waste to Energy facility)	Page 19

The following evaluation criteria were applied to the description of how the recovered product was managed in accordance with the pollution hierarchy in accordance with Section 8(2)(d) of the Recycling Regulation:

- All of the products are collected by one company: Whitecap Environment Services.
- We obtained their monthly invoices, which contains a breakdown of the total product collected by weight. The report is broken down by dates and locations.
- We obtained the Certificates of Destruction provided by SUEZ North America and the Waste Tickets from the City of Burnaby and compared the totals of the Certificates of Destruction and the Waste Tickets to the monthly invoices to ensure that they are consistent.
- We reported this total to the Annual Report for the reporting period January 1st to December 31, 2022. As per the Certificates of Destruction the total product collected was incinerated.

As established by management, there is an unavoidable risk of material misstatements due that we consider it impractical to introduce surveillance controls on the data produced by the collection service providers (Whitecap Environment Services and SUEZ North America) and on their control activities. Our statement on the total weight of pharmaceutical waste is strictly based on the information provided by the collection service providers.

3. PRODUCT COLLECTION

The description of the total amount of the producer’s product collected, in accordance with Section 8(2)(e) of the Recycling Regulation.

Specific disclosures in Health Products Stewardship Association’s annual report for which evaluation criteria were developed	
Disclosure per Annual Report	Reference
In 2022, the quantity of pharmaceuticals collected for disposal was 109,556.8 kg	Pages 1, 3, 20 and 22 Section 7, Table 1 (page 21) Appendix 2: Regional District Summary Report (page 26)
In 2022, the average volume of post-consumer pharmaceuticals returned per capita was 0.0206 kg representing a total volume of 109,556.8 kg of pharmaceuticals returned for disposal. The highest volume of return for a regional district was Metro Vancouver at 52,402.5 kg.	Section 7: Product sold and collected and recovery rate (page 20)

The following evaluation criteria were applied to the description of the total amount of producer’s product accordance with Section 8(2)(e) of the Recycling Regulation:

- All of the product is collected by one company, Whitecap Environment Services.
- We obtained their monthly invoices, which contains a breakdown of the total product collected by weight. The report is broken down by dates and locations.
- We reported this total to the Annual Report for the reporting period January 1st to December 31, 2022.

As established by management, there is an unavoidable risk of material misstatements due that we consider it impractical to introduce surveillance controls on the data produced by the collection service providers (Whitecap Environment Services and SUEZ North America) and on their control activities. Our statement on the total weight of pharmaceutical collected is strictly based on the information provided by the collection service providers.

Product sold and recovery rate

Health Products Stewardship Association has not reported the recovery rate for the year in accordance with 8(2)(e) of the Recycling Regulations for the year ended December 31, 2022 as the approved stewardship plan does not outline the requirement to report recovery rates. If the stewardship program does not report a recovery rate in the approved plan, assurance for producer’s product sold data is not required as outlined in the Assurance Requirements.

Performance Targets

Health Products Stewardship Association has not reported its performance for the year in relation to approved targets under 8(2)(b), (d) and (e) in accordance with 8(2)(g) of the Recycling Regulation for the year ended December 31, 2022 as Health Products Stewardship Association is not required to report this to the Director as there are no targets set in the approved stewardship plan for these sections applicable to the reporting year.



OTTAWA
400-1420 place Blair Towers Place
Ottawa ON K1J 9L8
T 613 745-8387
F 613 745-9584

Marcil-Lavallee.ca
Comptables professionnels agréés
Chartered Professional Accountants

Cabinet indépendant affilié à
Independent firm affiliated to

