



Ministry of Environment and Climate Change Strategy  
Attention: Director, Extended Producer Responsibility Section  
PO Box 9341, STN PROV GOVT  
Victoria, BC V8W 9M1

Via Email: [ExtendedProducerResponsibility@gov.bc.ca](mailto:ExtendedProducerResponsibility@gov.bc.ca)

June 2 , 2024

Dear Director:

**Re: 2023 OPEIC Annual Report**

Pursuant to the British Columbia Recycling Regulation, 449/2004, issued under the Environmental Management Act (O.C. 995/2004), please find attached the Outdoor Power Equipment Institute of Canada's 2023 annual report for the OPEIC program for electric outdoor power equipment for the period January 1, 2023 through December 31, 2023 .

Please provide confirmation of receipt. We will also be posting the report on OPEIC's website as per the Regulation.

If you have any questions regarding this report, please contact me at (703) 549-7600 or [bmartin@opei.org](mailto:bmartin@opei.org).

Yours truly,

A handwritten signature in cursive script that reads "Brandon Martin".

**Brandon Martin**

Vice President - Battery, Electric and Robotic Products and Industry Affairs  
Outdoor Power Equipment Institute of Canada

# Outdoor Power Equipment Institute Canada

## Annual Report to the Director 2023

Submitted to: Director, Extended Producer Responsibility Section  
BC Ministry of Environment and Climate Change Strategy  
PO Box 9341, STN PROV GOVT  
Victoria, BC, V8W 9M1

Submitted by: Brandon Martin  
Vice President - Battery, Electric and Robotic Products and Industry Affairs  
Outdoor Power Equipment Institute of Canada (OPEIC)  
130 Adelaide Street West, Suite 701  
Toronto, ON, M5H 2K4  
703 549 7600  
[bmartin@opei.org](mailto:bmartin@opei.org)  
[www.opeic.ca](http://www.opeic.ca)

## Contents

1	Executive Summary.....	3
2	Program Outline.....	5
3	Public Education Materials and Strategies .....	5
4	Collection System and Facilities.....	9
5	Product Environmental Impact Reduction, Reusability and Recyclability .....	14
6	Pollution Prevention Hierarchy and Product / Component Management .....	15
7	Products Sold and Collected and Recovery Rate.....	18
8	Summary of Revenues and Expenditures.....	20
9	Plan Performance .....	21
	Appendix A: Public Education Strategies .....	25
	Appendix B: Estimated Weight of EOPE Collected by Each Regional District and Per Capita .....	34
	Appendix C: Number and Location of Contracted Collection Sites .....	35
	Appendix D: Audited Financial Statements .....	47
	Appendix E: Third Party Assurance .....	63

# 1 Executive Summary

The Outdoor Power Equipment Institute of Canada (OPEIC) manages an approved extended producer responsibility program (“Program”) for electric outdoor power equipment (EOPE) in British Columbia. The Program operates pursuant to the terms set out in the Outdoor Power Equipment Extended Producer Responsibility (EPR) Program for Outdoor Power Equipment (“Program Plan”) first approved by the Ministry of the Environment and Climate Change Strategy (MoECCS) on April 20, 2012. The most recent amendments to the Program Plan received Ministry approval on July 30, 2020. This report covers the period of January 1, 2023, to December 31, 2023, in accordance with the Program Plan.

Products within the plan	Electric outdoor power equipment, categorized into four groups: hand-held, walk-behind, free-standing and lawn tractors.
Program Website	<a href="http://www.opeic.ca">www.opeic.ca</a>

Regulations Provision	Topic	Summary
<b>Part 2, section 8 (2)(a)</b>	Public Education Materials and Strategies	<ul style="list-style-type: none"> <li>• Updated and maintained easy-to-use website (<a href="http://www.opeica.ca">www.opeica.ca</a>) with an up-to-date collection site locator tool.</li> <li>• Provided additional consumer support through the Recycling Council of BC (RCBC) for the hotline, website, and Recyclepedia services.</li> <li>• Continued membership with the Stewardship Agencies of BC (SABC).</li> <li>• Continued participation in the First Nations Recycling Initiative.</li> <li>• OPEIC was promoted at the Service Provider’s collection events.</li> <li>• Advertising campaigns on traditional channels such as TV, radio and community newspapers across BC.</li> <li>• Ran a Google search advertising campaign targeting users performing related searches on Google.</li> <li>• Conducted Google display, video (YouTube and partners, audio streaming (Spotify), and social media (Facebook &amp; Instagram) advertising campaigns, targeting BC residents who show interest in EOPE or related topics.</li> <li>• Distributed OPEIC promotional materials on request.</li> <li>• Achieved 67% awareness level amongst consumers (2022).</li> </ul>
<b>Part 2, section 8(2)(b)</b>	Collection System and Facilities	<ul style="list-style-type: none"> <li>• OPEIC products were collected through a network of 250 collection sites contracted by the Service Provider.</li> <li>• Consumers could drop off their broken or unwanted EOPE at collection sites at no charge.</li> <li>• As of December 31, 2023, 237 contracted collection sites collected Regular Products<sup>1</sup>.</li> </ul>

<sup>1</sup> See Definition of Regular Products in [Section 4: Collection System and Facilities](#)

Regulations Provision	Topic	Summary
		<ul style="list-style-type: none"> <li>For Regular Products, achieved an accessibility rate, as defined by the SABC Standard, of 98%.</li> <li>As of December 31, 2023, 237 collection sites accepted regular products and 92 collection sites accepted bulky products, of which 13 collection sites collected electric lawn tractors only.</li> <li>69 collection events were held between January 1 and December 31, 2023. All Program Products<sup>2</sup> were accepted at these events.</li> </ul>
<b>Part 2, section 8(2)€</b>	Product Environmental Impact Reduction, Reusability and Recyclability	<ul style="list-style-type: none"> <li>Producers maximized the use of materials that can be recycled and reused.</li> <li>Producers optimized product design to reduce the materials used, reducing product weight, material content, and product volume.</li> <li>Supply chain initiatives included the use of returnable-reusable packaging for components from suppliers.</li> <li>Producers seek to reduce water consumption through improved processes. Initiatives include the treatment and reuse of process waste to reduce overall needs.</li> <li>There is an established market for the resale and reuse of EOPE.</li> </ul>
<b>Part 2, section 8(2)(d)</b>	Pollution Prevention Hierarchy and Product / Component Management	<ul style="list-style-type: none"> <li>EOPE was collected in the same containers as Service Provider's products and fixtures for the BC Lights recycling program.</li> <li>Combined products were sent to four consolidation points across the province and then onwards to three recyclers.</li> <li>All three recyclers and processors are certified under the R2 certification program.</li> <li>Metals and plastics are the primary commodities recovered from EOPE.</li> <li>The Program accepted all batteries recycled with Program Products.</li> <li>Processors removed batteries from Regular Products and sent them to an RQO-approved battery recycler.</li> </ul>
<b>Part 2, section 8(2)(e)</b>	Product Sold and Collected and Recovery Rate	<ul style="list-style-type: none"> <li>Program participants reported 256,895 units of EOPE sold between December 1, 2022, and November 30, 2023.</li> <li>An estimated 219 tonnes of Regular and Bulky EOPE was collected between January 1 and December 31, 2023.</li> <li>An estimated 57 electric lawn tractors were collected between January 1 and December 31, 2023.</li> <li>SABC members (including OPEIC) participated in a waste composition audit in the Regional District of Kootenay Boundary, at McKelvey Creek Landfill and Grand Forks Landfill (See <a href="#">Section 7</a>).</li> </ul>
<b>Part 2, section 8(2)(f)</b>	Summary of Revenues and Expenditures	<ul style="list-style-type: none"> <li>The Program management costs are funded by environmental handling (EHF) applied to the sales of EOPE in or into BC.</li> </ul>

<sup>2</sup> Program Products are obligated products set out in section 4 of the Program Plan. A list of all Program Products can be found on [www.opec.ca/how-it-works](http://www.opec.ca/how-it-works).

Regulations Provision	Topic	Summary
		<ul style="list-style-type: none"> <li>See <a href="#">Appendix D</a> for the independent financial audit for the financial reporting year.</li> </ul>

## 2 Program Outline

EOPE is included in Article 2(1) of Schedule 3 of the Regulation (“Electronic and Electrical Product Category”) and includes items such as electric snow blowers, electric lawnmowers, and electric gardening tools. The Program categorizes designated products into four groups of EOPE for the purpose of applying environmental handling fees: hand-held, walk-behind, free-standing, and lawn tractors.

OPEIC is a Canadian non-profit organization federally-incorporated under Part 2 of the *Canada Not-for-Profit Corporations Act*, formed as the legal entity to govern the Program. As of December 2023, the Program had 42 participants representing the majority of the EOPE market in British Columbia. Participants included manufacturers, distributors, and dealers. Product Care Association of Canada (“Product Care”) continued to be engaged as Program Manager by OPEIC in 2023.

OPEIC contracts with the Canadian Electrical Stewardship Association (CESA) (“the Service Provider”) to utilize its network of collection sites. These collection sites provide convenient drop-off locations throughout the province, including retailers, local government sites, private recycling sites, and recycling depots. Consumers can drop off their EOPE at any of the Service Provider’s collection sites without charge. Details regarding the collection network can be found in Section 4 Collection System and Facilities of this report.

OPEIC’s website ([www.opec.ca](http://www.opec.ca)) offers an up-to-date collection site locator providing listings of the current collection sites. The website also outlines OPEIC’s policies for participants and program information for consumers.

## 3 Public Education Materials and Strategies

The Program pursued an ongoing engagement strategy with consumers, collection sites, municipalities, and retailers in 2023. The following is a summary of the public education and promotion strategies executed during the reporting year.

### Website

OPEIC’s dedicated Program website includes the following content:

- Collection site locator (a map displaying locations of all OPEIC collection sites – See Appendix A).
- Hours of operations and addresses for all collection sites.
- Details of products accepted and not accepted by the Program, including product pictures for reference.
- Other program information (e.g., environmental handling fees, program news, program history, etc.)

- Contact information, including email address (info@opeic.ca) and a toll-free consumer inquiry phone number (1-877-592-2972 ext. 424).
- A list of frequently asked questions to address stakeholder inquiries.

OPEIC.ca received 84,378 sessions from 68,948 unique visitors in 2023. 99.78% of them were new users, suggesting that OPEIC is successfully broadening awareness about the Program and the recycling options for EOPE in BC.

## Partnerships

OPEIC continued to contract with the Recycling Council of BC (“RCBC”) to provide consumer support through RCBC’s phone hotline (604-RECYCLE) and the free Recyclepedia smartphone app. RCBC is a trusted public information resource that consumers use to learn about the recycling options available in their communities. Between January 1, 2023, and December 31, 2023, RCBC and OPEIC collectively answered 1,067 phone and email inquiries related to the OPEIC Program.

OPEIC also continued its participation in the Stewardship Association of British Columbia (“SABC”), a consortium of EPR programs in the province connected by a mandate to simplify recycling for the public. BCRecycles.ca – SABC’s consumer-oriented website – is a one-stop-shop resource for detailed information on materials that can be recycled in British Columbia. BCRecycles.ca includes a comprehensive recycling locator tool, a downloadable recycling handbook, and contact information for the OPEIC Program.

## Events

Throughout 2023, OPEIC contracted with its Service Provider to bolster accessibility beyond their mutual permanent collection network. Overall, OPEIC participated in 69 collection events, across 22 regional districts. OPEIC supported 34 of these events by providing in-person outreach staff to execute events and spread awareness about the program. The remaining 35 events were logistically supported through transport and recycling arrangements for products collected by partners such as regional districts, municipalities, and the First Nations Recycling Initiative (FNRI).

## Television

During the months of June and September, a 15-second animated spot ran on TV, getting more than 7.8 million impressions as indicated below:

Channel	Impressions
<b>BC1</b>	5,360,000
<b>Global BC</b>	1,530,300
<b>CBC</b>	942,765

## Digital Advertising

OPEIC advertised across a variety of digital channels targeted to reach the entire province, garnering nearly 36 million impressions and 157,589 clicks. Table 1 lists the breakdown by campaign type.

**Table 1: Types of digital campaigns used in 2023.**

Type of Campaign	Description	Duration	Impressions	Video Views	Clicks
<b>Google Search</b>	Text ads are shown on Google & other search engines when users actively look for information about recycling accepted products.	Jan-Dec	8,035		854
<b>Google Display</b>	Responsive banners displayed across the Google display network (Including YouTube, Gmail and thousands of websites and apps like the Weather network)	Mar-Nov	24,190,644		54,944
<b>Google Video</b>	Skippable video ads displayed across YouTube and Google's video partners	Feb-Dec	1,039,888	64,855	2,266
<b>Google Performance Max</b>	A mix of Search, Display, Discovery and Video Ads optimized to reach the people most likely to make a conversion (find a recycling location)	Mar-Jun	3,572,436	61,686	70,530
<b>Facebook Traffic Ads</b>	Responsive ads including a mix of images, text and video displayed through Facebook and Instagram	Mar-Sep	3,528,151	1,291,054	21,898
<b>Programmatic Pre-Roll</b>	15sec video showcased across several news and content websites	Jun-Jul Sep-Oct	1,030,639	882,885	1,292
<b>Programmatic Display</b>	Banner ads showcased across several news and content websites	Jun-Jul Sep-Oct	1,299,585		3,173
<b>Sportsnet Now - CTV</b>	Video ads ran on smart TVs through Sportsnet Now connected TV	Sep-Oct	321,659	296,475	-
<b>Sportsnet Now - Display</b>	Display ads on smart TVs through Sportsnet Now connected TV	Sep-Oct	320,597	-	426
<b>Digital audio</b>	Audio spot on Sportsnet Now, Connected TV Sportsnet Now, Display Rogers, Corus, Vista & Pattison radio stations	Sep	446,675	438,188	

Type of Campaign	Description	Duration	Impressions	Video Views	Clicks
<b>Spotify</b>	15-second spot with a clickable banner on Spotify	Oct-Nov	365,100		2,206
<b>Totals</b>			<b>36,123,409</b>	<b>3,035,143</b>	<b>157,589</b>

### Community Newsprint Ads

Print ads were placed during October and November in the following publications:

1. Ashcroft Cache Creek Journal
2. Barriere N. Thompson Star Journal
3. Clearwater N. Thompson Times
4. Golden Star
5. Kelowna Capital News
6. Keremeos Review
7. Penticton Western News
8. Princeton Simlikameen Spotlight
9. Revelstoke Times Review
10. Salmon Arm Observer
11. Salmon Arm Shuswap Market News
12. Sicamous Eagle Valley News
13. Summerland Review
14. Vernon Morning Star
15. West K News
16. Winfield Lake Country Calendar
17. Creston Valley Advance
18. Fernie Free Press
19. Kootenay News Advertiser
20. Nakusp Arrow Lakes News
21. West Kootenay Advertiser

### Marketing Materials

OPEIC promotional materials, such as rack cards, were distributed to Program stakeholders on request. All stakeholders were able to re-order promotional materials free of charge by emailing or phoning OPEIC. Digital files of Program rack cards and FAQ sheets were also made available online to download free of charge.

### Consumer Awareness

The Program’s communication objectives include increasing consumer awareness levels year-over-year beyond 2017 (29%) with the goal of achieving 70% awareness amongst consumers of EOPE within 5 years and participating in conducting a residential consumer awareness survey every two years from 2020. In

2022, the SABC conducted a survey to determine the awareness amongst British Columbians about recycling stewarded products. The survey was conducted by an independent third-party survey company between August 29 and September 13, 2022, using an online survey technique. With regard to EOPE, 604 British Columbians were asked, “As far as you are aware, can the following be recycled or safely disposed of in BC when they are no longer wanted?” to which 67% responded positively. Since the program’s launch, OPEIC has achieved remarkable reach with a 158% increase in consumer awareness. The next consumer awareness survey is scheduled for fall 2024.

## 4.1 Collection System and Facilities

OPEIC contracts with the Service Provider to collect EOPE through the Service Provider’s network of collection sites. The Service Provider’s collection network provides year-round recycling options for consumers seeking to return their broken or unwanted EOPE at no charge. It has been developed in collaboration with existing collection networks, and other EPR programs wherever feasible to enhance program performance and to develop easy-to-access collection sites. It operates in collaboration with third-party business owners who operate independent collection sites, as well as municipalities and retail stores. The collection system is further supported by the use of one-day collection events and direct pick-up from large-volume generators.

The Service Provider does not directly own or manage any collection sites, but contracts with organizations that can provide collection services. Collection sites include any location that accepts “Program Products”<sup>3</sup> including, but not limited to, private drop-off centers, local government sites, service organizations, and return-to-retail. Regardless of the type of collection site, there is no charge to the consumer to drop off Program Products.

Program Products have historically been categorized into two major groups for the purposes of collections: “Regular” and “Bulky.” “Regular” products include products such as chain saws, brush cutters, garden shears, tillers, ice drills and are designed to be carried by the equipment operator either on their back or in their hands and might have accessory wheels. “Bulky” products include riding electric lawn tractors.

All Program Products, except for electric lawn tractors, were collected in the same collection container. Electric lawn tractors were collected separately on pallets.

As of December 31, 2023, 250 collection sites accepted regular and bulky products. In total, 158 collection sites accepted regular products and 92 collection sites accepted both regular and bulky products, of which 13 accepted electric lawn tractors only. The Program’s website provides a depot finder tool where consumers can find the nearest collection site that accepts Regular and/or Bulky Products.

Of the 250 contracted collection sites, 235 were advertised. Advertised collection sites accept public drop-off of regular and bulky products and are listed on the OPEIC depot locator. Unadvertised sites, which include large-volume generators that may operate in the commercial or institutional (ICI) sector, municipal facilities, and landfills, do not allow public drop-off and may have limited collection space

---

<sup>3</sup> Program Products are defined in section 4 of the OPEIC Extended Producer Responsibility Program Plan to include electric outdoor power equipment that are battery-powered or electric powered. See the Program Plan or [www.opeic.ca](http://www.opeic.ca) for a full list of accepted products.

available. The Service Provider offers direct pick-up of designated OPEIC products as a part of the unadvertised service. Table 2 lists the number of collection sites by regional district.

**Table 2: Number of Collection sites by Regional District**

Number of Collection Sites by Regional District				
Regional District	Regular	Regular & Bulky	Electric Lawn Tractors only	Total
Alberni Clayoquot	1	2	0	3
Bulkley Nechako	8	2	0	10
Capital Regional District	14	7	0	21
Cariboo	2	1	0	3
Central Coast	0	2	0	2
Central Kootenay	3	0	0	3
Central Okanagan	3	4	0	7
Columbia Shuswap	3	6	5	14
Comox Valley	4	1	0	5
Cowichan Valley	3	6	0	8
East Kootenay	5	0	6	11
Fraser Fort George	3	2	0	5
Fraser Valley	6	4	0	10
Kitimat Stikine	5	0	0	5
Kootenay Boundary	2	0	1	3
Metro Vancouver	51	20	0	71
Mt. Waddington	2	3	0	5
Nanaimo Regional District	0	3	0	3
North Coast	3	2	0	5
North Okanagan	2	3	0	5
Northern Rockies	1	0	0	1
Okanagan Similkameen	6	2	0	8
Peace River	4	0	0	5
qathet	2	0	1	3

<b>Squamish Lillooet</b>	4	2	0	6
<b>Strathcona</b>	2	3	0	5
<b>Sunshine Coast</b>	2	1	0	3
<b>Thompson Nicola</b>	15	3	0	18
<b>Totals</b>	<b>158</b>	<b>79<sup>4</sup></b>	<b>13</b>	<b>250</b>

See Appendix C for a detailed list of all of the collection sites in the Service Provider’s collection network as of December 31, 2023.

### Accessibility

The OPEIC Program provides British Columbians with reasonable access to recycling services for EOPE. The Program Plan sets out the following commitments with regard to accessibility:

- Maintain a minimum 99.5% accessibility rate for Regular products in accordance with the SABC Accessibility Standard.
- Maintain a minimum of 81 collection sites that accept Bulky products.
- For both Regular and Bulky products, provide service to gap<sup>5</sup> areas that do not have a permanent collection site in a timely manner and a manner appropriate to the context determined by OPEIC. Specifically, OPEIC will commit to holding a minimum of one advertised collection event a year in gap areas for each of Regular and Bulky products, as applicable.<sup>6</sup>
- Report annually on government requests for access to collection services for Bulky products and continue to work with regional districts to address any gaps identified with regard to consumer access to bulky product collections. Advertise these options in affected communities using appropriate channels, as requested.

The Program measures consumer access to permanent collection sites in accordance with the accessibility standard established by the SABC. SABC defines reasonable access as a 30-minute drive or less to a collection site in urban areas with a population of 4,000 or more and a 45-minute drive or less in rural areas with a population of 4,000 or more. The accessibility standard is viewed as the minimum standard, and the Program works to exceed this standard.

Accessibility levels were calculated in 2022 by an independent third party using Geographic Information System (GIS) analysis. The 2022 analysis utilized population data, provincial road networks and dissemination block files obtained from the 2021 Census of Population by Statistic Canada. Several changes occurred within the data set between the last accessibility analysis in 2019 because of the revised census<sup>7</sup>. Changes included an overall growth of BC’s population, changes in individual communities

<sup>4</sup> This number does not include electric lawn tractors (13). When included, total bulky collection sites equated to 92.

<sup>5</sup> A population center that meets the SABC Accessibility Standard and does not have a permanent collection site for Program Products is considered a “gap area”.

<sup>6</sup> Per Ministry of Environment & Climate Change Strategy, Approval letter to OPEIC Extended Producer Responsibility Program Plan (July 30, 2020).

<sup>7</sup> The previous accessibility study was conducted in 2019 and used the 2016 Statistics Canada Census Data and road networks.

populations, modification to BC's road networks and an increase in the number of census dissemination blocks, all of which impacted the latest accessibility analysis.

The accessibility study conducted in 2022 found that the percentage of British Columbians in communities with populations greater than 4,000 that had access to a permanent collection site within the required driving time was 98%. The previous accessibility conducted in 2019 calculated an accessibility rate of 99.5%. In 2023, seven collection sites were added to the collection network, whilst four sites closed. All sites that closed were in areas serviced by other collection sites. As there was a net increase in contracted collection sites between the 2019 and 2022 accessibility studies, it is likely that the drop-in accessibility rates can, in part, be attributed to the aforementioned changes in the dataset leading to new "gap areas".

The program will review the accessibility study, the 2021 Statistics Canada Census Data and road networks and other relevant data and endeavor to return the program to an accessibility rate of 99.5% as soon as is practically possible. To address any gap areas, the Program constantly strives to partner and collaborate with existing collection networks where possible and seeks new opportunities to expand accessibility with willing partners. In communities where a permanent collection facility may not exist, the Program will continue to ensure access to recycling services is augmented through one-day collection events.

In 2023, there were two areas that required access to collection services per the SABC accessibility standard that did not have a permanent collection site. Service to these areas was provided through five collection events. See [Appendix C](#) for a list of collection sites that opened and closed in 2023.

OPEIC is required to report annually on government request for bulky access. OPEIC received no requests from local governments in 2023 for the collection of Bulky products.

## Collection Events

The collection system is further supported by the use of one-day collection events. From January 1 to December 31, 2023, 69 collection events were held.

The Program continues to collaborate with the First Nations Recycling Initiative (FNRI) to address service levels in First Nations communities and continues to offer direct pick-up services from large volume generators across the province. OPEIC is an annual supporter of FNRI, which seeks to bridge recycling accessibility gaps for First Nation communities throughout British Columbia and is supported by a team of nine stewardship organizations. Through a combination of in-person collection events and sponsorship of FNRI, OPEIC offered collection opportunities to 20 indigenous communities, at 22 events. These initiatives reached underserved and remote communities such as Heiltsuk First Nation (Central Coast), Ahousaht First Nation (Western Vancouver Island), and the Lower Kootenay Band locally known as Yaqaan Nukiy (near Creston, Central Kootenays). Table 3 lists the number of collection events by regional district.

**Table 3: Collection events held by Regional District**

Regional District	# of Collection Events
Alberni-Clayoquot	1
Bulkley-Nechako	1
Capital Regional	5
Cariboo	5
Central Coast	1
Central Kootenay	11
Central Okanagan	1
Columbia Shuswap	1
Cowichan Valley	2
East Kootenay	5
Fraser Fort George	3
Fraser Valley	3
Kitimat Stikine	1
Kootenay Boundary	3
Metro Vancouver	14
Mount Waddington	2
North Okanagan	4
Okanagan-Similkameen	1
Qathet/Powell River	1
Squamish Lillooet	2
Strathcona	1
Thompson Nicola	1
<b>Total</b>	<b>69</b>

Product volumes collected at collection events are included in the overall collection tonnages reported in section [7.2 \(Product Sold and Collected\)](#)

## 5.1 Product Environmental Impact Reduction, Reusability and Recyclability

Manufacturers continue to produce products that focus on sustainable environmental impacts while keeping end-of-life processing in mind for recycling or reusability. As the foundation of communities, manufacturers continue to make substantial investments over time to minimize their environmental footprint by increasing energy efficiency, saving, and recycling water, improving product life-cycle assessments and implementing initiatives to reduce pollution and waste. It is noted that the Canadian government held consultations in the fall of 2022 on plastics policies that could require labelling of all plastics sold in the country. The federal government also intends to create a 'plastics registry' that would track plastics content in all consumer products. However, it must be noted that the mandatory registry would conflict with the principles of extended producer responsibility – where producers are responsible for their own entire products, which are returned as a whole for processing.

### Product Design

Product design influences the durability and reliability of products, which has a direct impact on the life of a product and end-of-life management options. Producers optimize product design to reduce the materials used, and the sustainability of products. Specifically, producers conduct analyses on the use of plastics and other materials in the design and manufacture of EOPE; maximizing the use of materials that can be recycled and reused. Producers also work to reduce the environmental impact associated with product packaging waste. For instance, producers are reducing the quantities of PVC used in packaging by substituting alternative recyclable solutions, such as cardboard. Trends also include the reduction in packaging weight and volume, more efficient use of packaging materials, the use of recycled content and recyclable materials.

### Manufacturing Processes

Some producers have set targets and are actively working to decrease their operational emissions, aligning with scientific guidelines. Additionally, they are focusing on reducing air emissions, enhancing energy efficiency, conserving and recycling water, minimizing waste, and delivering safe products and solutions to inspire similar actions across the economy. These include the collection, recycling, and reuse of remnant ferrous and non-ferrous metals that result from the manufacture of components. Other waste materials, including plastic, corrugated and paper materials, can be recovered and recycled during the manufacturing process for productive uses.

The use of recycled plastics in the manufacturing of EOPE is limited because of standards on specific material and performance characteristics required of these products, such as flame retardants, impact resistance, electrical conductivity, or extreme temperature capabilities. In these instances, a specially formulated plastic resin is essential to the product's performance. In Canada and the US, EOPE products are tested and certified to safety standards, such as, Canadian Standards Association (CSA), International Electrotechnical Commission (IEC), and other national standard development organizations, such as Underwriters Laboratories (UL). As part of these certification processes, follow-up on-site visits are conducted that include verification of the actual virgin resin against the original certification. The use of recycled plastics in these instances is not possible because of the variability in its composition and properties. Supply chain initiatives include the use of returnable/reusable packaging for components from

suppliers. Suppliers are encouraged to locate support operations in close proximity to manufacturing operations, thereby reducing transportation-related energy use in the delivery of components. Producers seek to reduce water consumption in water-dependent manufacturing processes through improved process efficiencies. Initiatives include the treatment and reuse of process water to reduce total needs.

## Reuse and Repair

The reuse market for EOPE is very well developed. Valuable EOPE products that are not at the end of their functional life are not expected to be dropped off at collection sites or collection events because they have residual value. The market facilitates the repair and reuse of EOPE products through a variety of channels, including re-selling websites (e.g., Craigslist and garage sales), charitable organizations (e.g., Salvation Army or local product dealerships) and trade-ins on new product purchases. The Program recognizes that there is a robust and effective reuse system already in place outside the parameters of the Program and hence will focus on the collection and recycling of end-of-life EOPE.

Some Producers provide reconditioned electric outdoor power equipment for sale, as well as offering repair parts and services via a user-friendly website directly accessible to consumers.

## Recycle/Recovery

The OPEIC Program strives to ensure that all materials collected are managed using the highest option on the pollution prevention hierarchy as set out under subsections 5(3) (d-g) of the Regulation, where economically feasible and viable. Through the partnership with the Service Provider, the material is sent to processors who are contracted with the Service Provider directly.

## 6 Pollution Prevention Hierarchy and Product / Component Management

OPEIC strives to manage collected materials in accordance with the pollution prevention hierarchy set out under Section 8(2)(d) of the Recycling Regulation. These end-of-life products are shipped to processors that break them down into component parts to be recycled and/or recovered.

In 2023, Program Products, with the exception of electric lawn tractors, collected through the Service Provider's collection network, were processed by the Service Provider's contracted processors. In 2023, the Service Provider contracted with three processors to process collected materials. All three processors are certified under the R2 certification program. Under this certification, they are required to conform to the Electronics Product Stewardship Canada (EPSC) Electronic Recycling Standard, the industry standard for like-products (e.g., electrical, electronics and battery-operated.) The EPSC Electronic Recycling Standard defines the minimum requirements for handling end-of-life electronics and contains mandatory environmental, occupational health and safety, and material handling requirements. The downstream material flows are audited annually by the Recycler Qualification Office (RQO), an independent third-party auditor, and are based on information from the RQO-approved materials and processor documents.

## Bulky Product Management

As part of the Ministry's Approval Letter (July 30, 2020), OPEIC is required to utilize collection sites, and services that ensure batteries in Bulky products are properly managed and handled in accordance with all applicable legal requirements by July 1, 2021.

Bulky products refer to electric lawn tractors only. In 2023, electric lawn tractors collected through the Service Provider's network were managed as scrap metal and subject to the same expected end fate as other products with high metal content. Electric lawn tractors were combined with other metal accumulated on site and sold to larger metal recyclers who processed the majority of metal-bearing products collected in BC. Metal bearing products were shredded, and the resulting material was sorted into ferrous metal, non-ferrous metal and waste material (plastics, fabrics, etc.). These materials are then shipped to smelters and formed into ingots. Ingots are then sold to manufacturers to make consumer and/or industrial goods.

Given their size, electric lawn tractors continued to be managed through the Service Provider's Bulky collection network and were subject to the same expected end fate as other products with high metal content. Further details can be found the Battery Management section below. It is worth noting that electric lawn tractors only contributed 0.110% of EOPE units sold into the BC market in 2023.

## Battery Management

As noted, the Program accepts all batteries recycled with Program Products. In accordance with the requirements set out in the EPSC Electronics Recycling Standard, the Service Provider's primary processors remove batteries from Program Products and send them to an approved downstream processor where base materials are extracted and commodified (see Table 4 below).

With regard to electric lawn tractors collected, a representative sample of scrap metal collectors confirmed that batteries were removed from products diligently, in part due to the potential fire hazard, including batteries that are designed not to be removed by the user. A majority of regional district operators collecting EOPE also had battery management operations in place. Generally, batteries were removed prior to the product being bailed and shredded and managed separately. In addition, Canadian Association of Recycling Industries (CARI) members are required to comply with all environmental requirements, ensuring that batteries are managed in a responsible manner. Metal recycling facilities make their own business decision as to whom they contract with to recover and process batteries. Facilities consider this information to be private and do not disclose it to OPEIC. Consequently, with respect to electric lawn tractors collected in 2023, the end fate of embedded products is unknown.

Table 4 provides a description of the downstream process for each commodity type, accounting for all Program Products, excluding electric lawn tractors, processed in 2023. Materials are reported by commodity only and not by product type or component. Due to the complexity of the disassembly process, it is difficult for commodities to be completely segregated for measurement purposes.

**Table 4: Downstream Processes by Material Commodity in 2023**

Material Commodity	Reuse	Recycle	Recovery	Landfill	Downstream Process <sup>8</sup>
<b>Ferrous Steel</b>		X			Production, Processing, Non-processing
<b>Plastics</b>		X			Processing
<b>Aluminum</b>		X			Production, Processing, Non-processing
<b>Wire and Cables and String Lights</b>		X			Refining, Non-Processing
<b>Copper</b>		X			Processing, Refining
<b>Glass</b>		X		X	Production, Processing, Non-Processing
<b>Circuit Boards</b>		X			Refining
<b>Refuse</b>				X	Other Final disposition
<b>Rechargeable Batteries</b>	X	X			Reuse, Processing, and Non -Processing
<b>Paper Based Materials</b>		X			Processing

<sup>8</sup> Downstream Processes are based on the descriptions provided by the Recycler Qualification Office (RQO) and EPSC Electronic Recycling Standard verified Processors detailing the end disposition of product managed.

## 7 Products Sold and Collected and Recovery Rate

### Product Reported Sold

OPEIC participants reported 260,293 units of EOPE were sold in BC during the fiscal reporting year from December 1, 2022, to November 30, 2023.<sup>9</sup> (See Table 5 for a breakdown of units sold by product category.)

**Table 5: Total Units of Electric Outdoor Power Equipment Sold in BC in the 2023 Fiscal Reporting Year**

EOPE Category	Total Units Sold
Handheld EOPE	174,002
Walk-behind EOPE	44,923
Free-Standing EOPE	41,084
Lawn Tractors	283
Total	260,293

### Product Collected

OPEIC's Program Plan sets out the following reporting commitments:

- The estimated weight of Regular Products collected;
- The estimated weight of Regular products collected by regional district;
- The estimated weight of Regular products collected per capita by regional district;
- Number of units of bulky items collected; and
- The estimated total units collected.

However, with the improvements in how the program collects and manages Bulky products, it is now possible to estimate the total weight of all Program Product collected. Consequently, the Program is enhancing the reporting commitments set out in the Program Plan by reporting the following for 2023:

- The estimated weight of Program Products collected
- The estimated weight of Program Products collected by regional district;
- The estimated weight of Program Products collected per capita by regional district; and
- The estimated total units collected.

OPEIC continues to partner with Product Care Association's Light Fixtures Program and the CESA ElectroRecycle Small Appliances Program, co-mingling residential Light Fixtures and Small Appliances in the Service Provider's collection bags at contracted collected sites. These are examples of how stewardship programs working together to create efficiencies at the collection site level, reduce consumer confusion, and provide "one-stop shops" for residents.

<sup>9</sup> In 2017, OPEIC changed its accounting policy for the recognition of revenue from Environmental Handling Fees (EHFs). In previous periods, OPEIC had recognized revenues from EHFs in the period that the related program materials were sold by the member. As of 2017, OPEIC decided to recognize revenue from EHFs at the end of the month following the reporting period that the program materials were sold by the member. Management believes that the new policy is preferable because it better reflects the requirements of OPEIC's membership agreements, which defines the members' obligations under the various programs. Accordingly, in order to align non-financial reporting of units sold with OPEIC's financial revenues, the units sold reported for 2023 reflect units sold between December 2022 and November 2023.

To estimate OPEIC's net collection tonnage of Program Products collected in 2023, the Service Provider's processors submitted monthly sampling reports of collection material processed, indicating the portion of materials that were EOPE versus the proportion of Small Appliances and Residential Light Fixtures. The program also records the total weight of collection material collected through bill of ladings (BoL's). The proportion of material that was found to be EOPE by weight in the sampling report was applied to the total weight of the collection tonnage reported from BoL's during each month.

To estimate the total number of units of EOPE collected, the Service Provider's processor is required to conduct a piece count sampling of at least 10% of the collection containers received at the processing facility during the preceding month. This sampling process will entail identifying and documenting the quantity and weight of products contained within each collection container. The processors submit monthly sampling reports of the collection material processed, indicating the number of units of EOPE that were found in the sample each month. It would be cost-prohibitive for the processor, collection site or Service Provider to count and categorize every unit of material received across the collection network. To estimate the total number of units of EOPE collected in 2023, the number of units found in each sample was extrapolated using the proportion of bags sampled with respect to the total number of bags received per month by each processor. This 10% sampling rate proves to be adequate as it allows extrapolation to consistently represent the volume of EOPE being collected.

The processors of electronic waste, like other waste processors use weight in Kgs and tonnes in their everyday business, rather than unit piece count. Counting and categorizing every unit collected would be very disruptive to their business practices and extremely cost-inefficient. As the total number of units collected by the program during 2023 is unknown and the estimated total number of units of EOPE collected is based only on the sampling data available, the estimated units of EOPE collected during 2023 is subject to a significant degree of uncertainty. Comparatively, the estimated weight of EOPE collected during 2023 is determined using the verified total weight of co-mingled program materials collected during 2023 and the proportion of total weight determined to be EOPE during the sampling process, and while the weight collected as reported is an estimate, it is subject to a lower degree of uncertainty.

In the 2020 Program Plan, OPEIC committed to set appropriate metrics and collection targets for regular and bulky products after the third full reporting year, however, the program has found since then that defining appropriate metrics or even targets for electric outdoor power equipment, or any other consumer products, is presented by challenges and would not consistently provide a full comprehensive representation of program performance for EOPE, considering factors such as the lifespan of EOPE, seasonal weather patterns, market influences on sales, and the ability to repair, reuse, and resell equipment. Exploration of such metrics will continue to be evaluated and consequently provided when such metric becomes available.

An estimated 219 tonnes and 30,595 units of EOPE<sup>10</sup> were collected in 2023, based on reports from the Service Provider's contracted consolidation facilities. See [Appendix B](#) for a breakdown of the estimated weight of Program Products collected by regional district and per capita by regional district in 2023.

---

<sup>10</sup> This does not include the 57 units of Electric Lawn Tractors collected in 2023.

In 2023 the Service Provider provided OPEIC with self-reported unit-based tracking forms submitted to the Service Provider by collection sites, identifying the number of units of electric lawn tractors collected. Tracking forms are not subject to further verification and may be subject to uncertainty. In 2023, collection sites accepting electric lawn tractors reported the collection of 57 units.

### Scrap Metal Sampling

In the program plan, the program commits to conducting sampling at scrap metal facilities to determine the amount of EOPE managed by the private scrap metal recycling industry in BC. With the transition to the collection of all Regular and Bulky program products through the Service Provider’s network, and the information on weights and units this affords the program, there is no longer a need to conduct sampling studies with the private scrap metal recycling industry. Therefore, the Program did not undertake sampling in 2023.

### Waste Composition Audits

Every year, waste composition audits are conducted by select local and regional governments with the participation of SABC members, including OPEIC. The purpose of the audits is to identify whether Program Products are entering landfills. In its program plan, OPEIC commits to participate in all waste composition studies undertaken by SABC and report on the number of audits conducted, their location, the kilograms of Program Product identified per audit per capita, as well as the total weight of all batteries under 5kg found in each audit. In 2023, SABC members participated one waste composition audit in the Regional District of Kootenay Boundary, specifically at McKelvey Creek Landfill and Grand Forks Landfill. The findings of the audit are detailed in Table 6.

**Table 6: Waste Composition Audit Findings**

Regional District	Program Product Identified Per Capita (Kg)	Total weight of all batteries < 5kg found per waste audit conducted (Kg)
Regional District of Kootenay Boundary	<0.1	11

## 8 Summary of Revenues and Expenditures

A summary of Program revenues and expenditures is provided in OPEIC’s audited financial statements found in [Appendix D](#).

The Program is funded through environmental handling fees (EHFs), which are remitted to OPEIC by Program participants based on unit sales of new EOPE in or into British Columbia. EHF rates are set by OPEIC in consultation with the industry and retailers. In some cases, retailers recover the EHFs from the consumer as a separate fee. Program revenues are applied to the management cost of the Program, including education, outreach, and administration. Table 7 provides the EHFs applied to sales in 2023.

**Table 7: OPEIC Environmental Handling Fees (EHFs)**

Product Category	2023 EHFs Per Unit
Handheld EOPE	\$2.00
Walk-behind EOPE	\$8.00
Free-standing EOPE	\$4.50
Lawn Tractors	\$16.00

## 9 Plan Performance

OPEIC assesses the performance of the Program with both qualitative and quantitative measures in response to the performance targets and commitments outlined in the approved Program Plan. Table 8 summarizes the Program’s performance against its targets and commitments as set out in the Program Plan.

**Table 8: Program Commitment and Targets**

Program Area	Target/Commitment	2023 Performance	Strategies for Improvement
<b>Consumer Awareness</b>	Percent of residential consumers of EOPE that are aware that EOPE can be recycled. Target of 35% in 2022 and 70% in 2024.	67% (2022).	
	Residential consumer awareness survey – conducted every two (2) years from 2020.	A survey was conducted in 2022. Next survey is scheduled for 2024.	
	Report annually on the number of program website visits.	84,378 sessions from 68,948 unique visitors	
	Report annually on the number of RCBC Recyclepedia website visits and hotline calls.	1,067 phone, email, and smartphone app inquiries.	
<b>Collection Sites</b>	Report annually by collection site type (Regular and/or Bulky Products), and provide a list of sites with locations and identify changes from the previous year.	Regular and Bulky sites = 237 Bulky sites = 92. Bulky Sites accepting electric lawn tractors only = 13 Total number of sites = 250. See <a href="#">Appendix C</a> for a list of all	

Program Area	Target/Commitment	2023 Performance	Strategies for Improvement
		sites with locations and network changes.	
	Report annually the number of contracted regular and bulky collection sites by regional district.	See Table 1.	
	Report annually the number of collection events by regional district.	See Table 2.	
<b>Collections</b>	Estimated weight of Regular and Bulky products collected.	219 tonnes.	
	Estimated weight of Regular and Bulky products collected by regional district.	See <a href="#">Appendix B.</a>	
	Estimated weight of Regular and Bulky products collected per capita by regional district.	See <a href="#">Appendix B.</a>	
	Estimated total units of Program Product collected (excluding lawn tractors).	30,595.	
	Number of electric lawn tractors collected	57.	
<b>Waste Composition Audits</b>	Participation in all waste composition studies committed to by SABC.	OPEIC participated SABC waste composition studies. See <a href="#">7.5 Waste Composition Audits.</a>	
	Number and location of waste audits conducted – Report Annually.	One waste composition audit in the Regional District of Kootenay Boundary at McKelvey Creek Landfill and Grand Forks Landfill.	
	Kilograms per capita of Program Product identified during waste audits – Report Annually.	Regional District of Kootenay Boundary <0.1 kg/capita	
	Total weight of batteries found per waste audit conducted.	Regional District of Kootenay Boundary 11 kg.	


Program Area	Target/Commitment	2023 Performance	Strategies for Improvement
<b>Accessibility</b>	Maintain an accessibility rate of 99.5% for Regular Products.	98% (2022 study)  Participated in four collection events in Creston, and 1 event in Sooke, both “gap” areas, to provide service to those communities.  See <a href="#">Section 4.</a>	The program will strive to achieve a 99.5% accessibility rate by enhancing the collection network, engaging in collection events, and facilitating direct pick-up opportunities.
	Maintain the number of bulky collection sites as of December 31, 2019 (81).	As of December 31, 2023, the Service Provider had 92 collection sites that accepted Bulky Products.	
	Report out annually on government requests for bulky access and continue to work with regional districts to address any gaps identified with regard to consumer access to bulky product collections. Advertise these options in affected communities using appropriate channels as requested.	There were no requests for bulky access from regional districts in 2023.	
<b>Management of Environmental Impacts</b>	End fate management of materials.	See section <a href="#">6. Pollution Prevention Hierarchy and Product / Component Management.</a>	
	End fate management of batteries.	See section <a href="#">6. Pollution Prevention Hierarchy and Product / Component Management.</a>	

Program Area	Target/Commitment	2023 Performance	Strategies for Improvement
	Changes to Environmental Standards for processors of Regular Products.	See section <a href="#">6. Pollution Prevention Hierarchy and Product / Component Management.</a>	No changes.

# Appendix A: Public Education Strategies

Website

Accepted products page



## About OPEIC

In British Columbia, OPEIC accepts all electric outdoor power equipment for recycling at select depots, recycling centers, thrift stores, municipality facilities, and community events. There are more than 200 free recycling locations across the province that allow you to recycle a wide range of products, including lawn mowers, hedge trimmers, chain saws, pressure washers and garden sprayers. Use our [recycling locator](#) to find your nearest location. [Watch our video.](#)

For recycling gas-powered outdoor power equipment, find the scrap metal facility nearest you by contacting the Recycling Council of British Columbia by visiting [rcbc.ca](http://rcbc.ca), calling 604-RECYCLE or [hotline@rcbc.ca](mailto:hotline@rcbc.ca).









## What can be recycled?

Two streams of products are collected at OPEIC's collection locations: "Regular" and "Bulky". Lawn tractors are the only items considered Bulky items. All other items, including chain saws, trimmers, stick edgers, lawn mowers, snow blowers, pressure washers with wheels, and cultivators are considered Regular items. The majority of Bulky item collection locations overlap with Regular product collection locations. Visit the [Find a Recycling Depot](#) page to find your nearest recycling depot.

The OPEIC program accepts all corded and battery-powered electric outdoor power equipment. Outdoor power equipment that relies on a fuel-powered engine is NOT included in the program. The categories and specific products are listed below. If you have an item of Electric Outdoor Power Equipment that is not listed below, please [contact us](#).

### ACCEPTED PRODUCTS

## Hand-Held Electric Outdoor Power Equipment

 <p><b>Cutters, Loppers &amp; Shears</b></p> <p>You can recycle electric brush cutters, brush loppers and garden shears</p> <p><a href="#">Find a Location</a> →</p>	 <p><b>Sprayers &amp; Foggers</b></p> <p>You can recycle electric garden sprayers and insect foggers</p> <p><a href="#">Find a Location</a> →</p>	 <p><b>Drills &amp; Diggers</b></p> <p>You can recycle electric ice drills and post hole diggers</p> <p><a href="#">Find a Location</a> →</p>	 <p><b>Blowers / Vacuums</b></p> <p>You can recycle electric lawn blowers/vacuums</p> <p><a href="#">Find a Location</a> →</p>
 <p><b>Chain Saws</b></p> <p>You can recycle electric chainsaws</p>	 <p><b>Pole Saws</b></p> <p>You can recycle electric pole chainsaws, pole saws and pole pruning saws</p>	 <p><b>Edgers &amp; Trimmers</b></p> <p>You can recycle electric stick edgers, trimmers (grass, hedge etc.) and split boom equipment</p>	 <p><b>Tillers &amp; Cultivators</b></p> <p>You can recycle electric tillers and cultivators</p>

# Recycling locator

OPEI Canada

Find a Recycling Depot | About Us | BC Recycling | BC Participants | Standards | Programs & Initiatives

## Find a Recycling Depot

Use our interactive map to find locations where you can recycle your Electric Outdoor Power Equipment

Find a Drop-Off Location

Select your city or Enter postal code

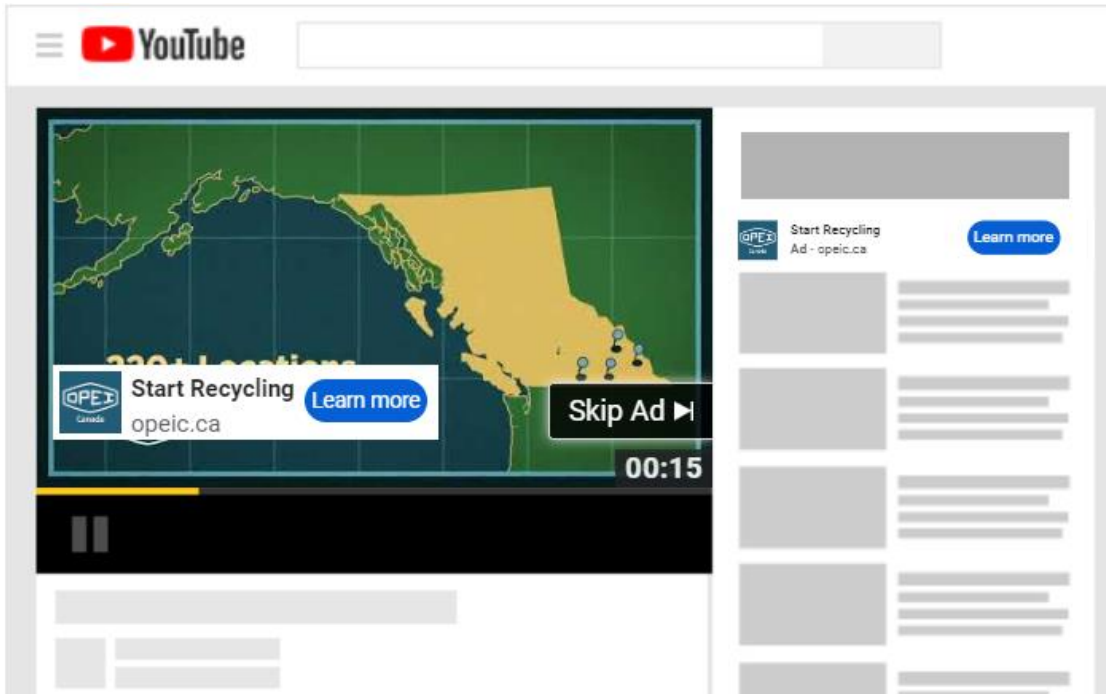
Accepts Bulky/Oversized Items

**70 Mile House Eco-Depot**  
3061 North Bonaparte Road, 70 Mile House, BC, V0K 2K2  
Hours: mon 8-4, Tues Winter closed summer 8-4, wed 8-4, thurs fri closed, sat sun 8-4

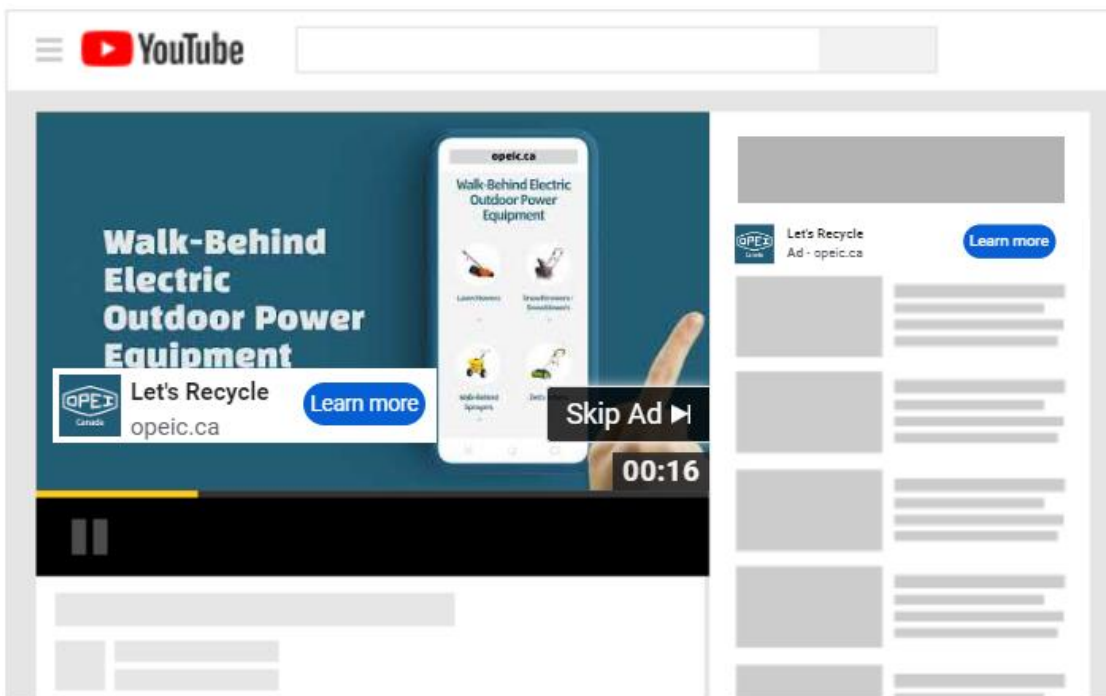
**Abbotsford Bottle Depot**  
3326 Walth Avenue, Abbotsford, BC, V2S 2A3  
Hours: Mon-Fri 8:30am-6pm, Sat 8:30-5pm and Sun 10am-4pm

## Advertising

**15sec spot:** Television, Google Video, Facebook video & Programmatic Pre-Roll ([click here to watch](#))



**17sec spot:** Only for YouTube and partners ([click here to watch](#))




Google Search

Ad · www.opec.ca/

### Recycle Power Equipment in BC | Find a Drop-Off Location in BC

Over 200 locations across BC to drop off your electric outdoor power equipment for free. BC's electric outdoor power equipment recycling program is free...



[Accepted Products](#)  
[Find a Recycling Depot](#)  
[About Us](#)

Ad · www.opec.ca/

### Recycle Your Broken Lawn Mower | More Than 200 Recycling Depots


Not sure what to do with old lawn mowers, hedge trimmers, chain saws and pressure washers? Over 200 locations across BC to drop off your electric outdoor power equipment for free. Many Products Accepted. Eco...

[Accepted Products](#)  
[Find a Recycling Depot](#)  
[About Us](#)

Ad · www.opec.ca/

### Recycle Your Old Leaf Blower | Recycling Locations Across BC

Recycle your old Leaf Blowers, lawn mowers and other electric outdoor power equipment. OPEIC recycles electric outdoor power equipment in B...




[Accepted Products](#)  
[Find a Recycling Depot](#)  
[About Us](#)

Ad · www.opec.ca/

### Recycle Your Power Washer | More than 200 Recycling Depots

Over 200 locations across BC to drop off your electric outdoor power equipment for free. OPEIC recycles electric outdoor power equipment in BC. Find a location...



[Accepted Products](#)  
[Find a Recycling Depot](#)  
[About Us](#)

Display banners (Google and Programmatic)

**Recycle your electric pressure washer**

Find out where →



**Recycle your electric grass trimmer**

Find out where →





**Recycle your electric leaf blower**

Find out where →



**Recycle your electric outdoor power equipment**

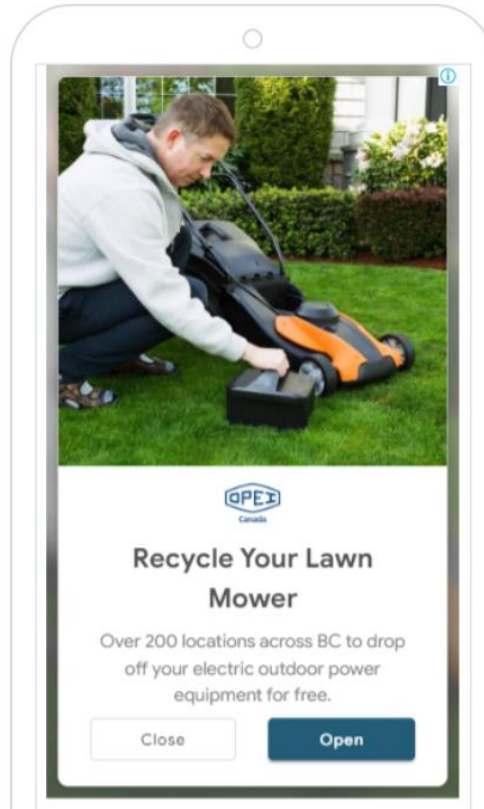
Find out where →



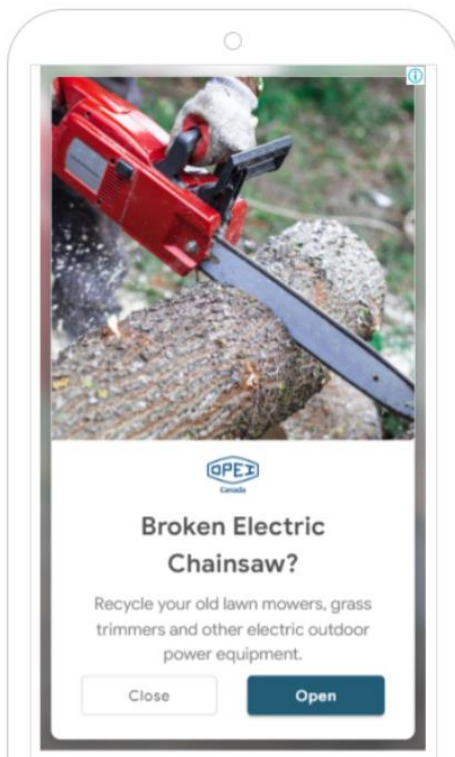
Responsive ads (Google Display & Performance Max)



A vertical responsive ad for OPEIC Canada. At the top left is the OPEIC Canada logo and a close button (X). The main headline reads "Recycle Your Lawn Mower". Below it, the text says "OPEIC recycles electric outdoor power equipment in BC. Find a location." Underneath is the OPEIC logo. A photograph of a blue and black electric lawn mower is shown. At the bottom, there is a dark bar with the text "Learn More" and a right-pointing arrow.



A vertical responsive ad for OPEIC Canada. The top half features a photograph of a man in a grey hoodie crouching on a lawn, working on a black and orange electric lawn mower. Below the image is the OPEIC Canada logo. The headline reads "Recycle Your Lawn Mower". The text below says "Over 200 locations across BC to drop off your electric outdoor power equipment for free." At the bottom, there are two buttons: "Close" and "Open".



A vertical responsive ad for OPEIC Canada. The top half features a photograph of a red electric chainsaw cutting through a log. Below the image is the OPEIC Canada logo. The headline reads "Broken Electric Chainsaw?". The text below says "Recycle your old lawn mowers, grass trimmers and other electric outdoor power equipment." At the bottom, there are two buttons: "Close" and "Open".

Meta ads (Facebook & Instagram)

OPEIC Sponsored · 🌐

Recycle Electric Outdoor Power Equipment for free at more than 200 recycling locations across BC

**No longer working?**

**Yes, You Can Recycle It!**  
Find a location

**Learn more**

**Recycle Free**  
Find ac

3 1 comment 1 share

Like Comment Share

OPEIC Sponsored

**No longer working?**

**Yes, You Can Recycle It!**  
Find a location

**Recycle It for Free**  
Find accepted...

**You C**  
Even  
It's ea

Like Comment Share

Reels

**No longer working?**

OPEIC Sponsored

**Learn more**

Recycle Electric Outdoor Power Equipment for free at more than 200 recycling loc... more

OPEIC Sponsored · 🌐

Recycle It for Free  
Find accepted items

**No longer working?**

Recycle Electric Outdoor Power Equipment for free at more than 200 recycling ...See more

**Learn more**

3 1 comment 1 share

Like Comment Share

OPEIC Sponsored · 🌐

Recycle Electric Outdoor Power Equipment for free at more than 200 recycling locations across BC

**No longer working?**

**Yes, You Can Recycle It!**  
Find a location

**Learn more**

**Recycle Free**  
Find ac

1

Like Comment Share

OPEIC Sponsored · 🌐

#Recycle a wide range of products, including electric lawnmowers, hedge trimmers, chain saws, pressure washers, garden ...See more

opec.ca

**Recycle Electric Power Equipment in BC**

**Learn more**

Leslie Reid and 24 ... 8 Comments 6 Shares

Like Comment Share

Spotify

Spotify interface showing an advertisement for OPEIC. The ad features a green and black lawnmower on a blue and green background. The text reads "No longer working?" and "Recycle it". Below the ad is a playback control bar with a play button, and a footer with the text "Recycle electric outdoor power equipment" and a "More info" button.

# Broken Electric Lawnmower? Electric Chainsaw Not Working?

Recycle your old or broken electric outdoor power equipment for free at over 240 locations in BC.



For more information on what's accepted, visit [www.opec.ca](http://www.opec.ca)



## Appendix B: Estimated Weight of EOPE Collected by Each Regional District and Per Capita <sup>11</sup>

Regional District	Estimated weight of EOPE Collected (Kg)	Estimated weight of EOPE collected per capita (Kg)
Alberni Clayoquot	872	0.03
Bulkley Nechako	821	0.02
Capital Regional District	20,371	0.05
Cariboo	2,208	0.04
Central Coast	289	0.09
Central Kootenay	2,328	0.04
Central Okanagan	16,812	0.09
Columbia Shuswap	2,482	0.04
Comox Valley	6,901	0.09
Cowichan Valley	4,813	0.06
East Kootenay	1,598	0.03
Fraser Fort George	2,885	0.03
Fraser Valley	13,105	0.04
Kitimat Stikine	1,798	0.05
Kootenay Boundary	2,457	0.08
Metro Vancouver	102,021	0.04
Mt. Waddington	800	0.07
Nanaimo Regional District	8,563	0.05
North Coast	777	0.04
North Okanagan	5,382	0.06
Northern Rockies	50	0.01
Okanagan Similkameen	4,514	0.05
Peace River	1,557	0.02
quathet	628	0.03
Squamish Lillooet	2,361	0.06
Strathcona	2,774	0.06
Sunshine Coast	2,825	0.09
Thompson Nicola	6,797	0.05
<b>Total</b>	<b>218,774</b>	

<sup>11</sup> Source: Statistics Canada, Demographic Analysis Section, BC Stats, Ministry of Citizens' Services, Government of British Columbia, Feb 2021.

## Appendix C: Number and Location of Contracted Collection Sites

The list of collection sites below represents the collection sites in the Service Provider's collection network as of December 31, 2023. Year-over-year changes are detailed in this list.

Collection Facility	City	Regional District	Depot Type	Changes
<b>3rd Ave. Recycle Depot</b>	Port Alberni	Alberni Clayoquot	Bulky & Regular	
<b>7 Mile Landfill and Recycling Centre</b>	Port McNeill	Mt. Waddington	Bulky & Regular	
<b>70 Mile House Eco-Depot</b>	70 Mile House	Thompson Nicola	Regular	
<b>Abbotsford Bottle Depot Ltd.</b>	Abbotsford	Fraser Valley	Regular	
<b>Abbotsford Mission Recycling Depot</b>	Abbotsford	Fraser Valley	Bulky & Regular	
<b>Agassiz Bottle Depot</b>	Agassiz	Fraser Valley	Regular	
<b>Armsby Holding Ltd.</b>	Armstrong	North Okanagan	Regular	
<b>Asset Investment Recovery - Prince George</b>	Prince George	Fraser Fort George	Regular	New - October 25, 2023
<b>Asset Investment Recovery - Surrey</b>	Surrey	Metro Vancouver	Regular	
<b>Asset Investment Recovery - Victoria</b>	Victoria	Capital Regional District	Regular	
<b>Augusta Recyclers Inc (NA)</b>	Powell River	qathet	Bulky	
<b>Barnhartvale Landfill</b>	Kamloops	Thompson Nicola	Bulky & Regular	
<b>Bella Bella Eco-Depot</b>	Bella Bella	Central Coast	Bulky & Regular	
<b>Bill's Bottle Depot</b>	Salmon Arm	Columbia Shuswap	Regular	
<b>Bings Creek Recycling Centre</b>	Duncan	Cowichan Valley	Bulky & Regular	
<b>Blue Bin Recycling &amp; Disposal (BBRD)</b>	Witset	Bulkley Nechako	Bulky & Regular	New - July 01, 2023. Started Collecting Bulky - July 01, 2023
<b>Blue River Eco-Depot</b>	Blue River	Thompson Nicola	Regular	
<b>Boston Flats Eco-Depot</b>	Cache Creek	Thompson Nicola	Bulky & Regular	
<b>Bottle Depot (Queens)</b>	Victoria	Capital Regional District	Regular	

<b>Bottle Depot (Saanich)</b>	Saanich	Capital Regional District	Regular	
<b>Boucherie Bottle Depot</b>	West Kelowna	Central Okanagan	Regular	
<b>Brentwood Auto &amp; Metal Recyclers</b>	Saanichton	Capital Regional District	Bulky & Regular	
<b>Brentwood Thrift Store (NA)</b>	Brentwood Bay	Capital Regional District	Regular	
<b>Bridgeview Bottle Depot</b>	Surrey	Metro Vancouver	Regular	
<b>Bulkley Valley Bottle Depot</b>	Smithers	Bulkley Nechako	Regular	
<b>Burnaby Eco Centre</b>	Burnaby	Metro Vancouver	Regular	
<b>Burns Lake Return-It Recycling Depot</b>	Burns Lake	Bulkley Nechako	Regular	
<b>Burns Lake Transfer Station</b>	Burns Lake	Bulkley Nechako	Regular	New - October 25, 2023
<b>Campbell Mountain Landfill (CML)</b>	Penticton	Okanagan Similkameen	Regular	
<b>Campbell River ReStore</b>	Campbell River	Strathcona	Bulky & Regular	
<b>Campbell River Waste Management Centre</b>	Campbell River	Strathcona	Bulky & Regular	
<b>Canal Flats Transfer Station</b>	Canal Flats	East Kootenay	Bulky	
<b>Capilano</b>	North Vancouver	Metro Vancouver	Regular	
<b>Castlegar Return-It Depot</b>	Castlegar	Central Kootenay	Regular	
<b>Cedar Hill</b>	Victoria	Capital Regional District	Regular	
<b>Central Surrey Recycling and Waste Centre</b>	Surrey	Metro Vancouver	Bulky & Regular	
<b>Chasers Bottle Depot Ltd.</b>	Vernon	North Okanagan	Regular	
<b>Chetwynd Recycling &amp; Bottle Depot</b>	Chetwynd	Peace River	Regular	
<b>Chilliwack Bottle Depot</b>	Chilliwack	Fraser Valley	Regular	
<b>Clearbrook Return-It Depot</b>	Abbotsford	Fraser Valley	Regular	
<b>Clearwater Eco-Depot</b>	Clearwater	Thompson Nicola	Regular	

<b>Clinton Eco-Depot</b>	Clinton	Thompson Nicola	Regular	
<b>CLOSED-Bella Coola Recycling Depot</b>	Bella Coola	Central Coast	Regular	Closed - April 25, 2023
<b>CLOSED-GFL Environmental - Chemainus</b>	Chemainus	Cowichan Valley	Bulky & Regular	Closed - October 25, 2023
<b>Columbia Bottle Depot - Dease</b>	Kelowna	Central Okanagan	Bulky & Regular	
<b>Columbia Bottle Depot - Kent</b>	Kelowna	Central Okanagan	Bulky & Regular	
<b>Columbia Bottle Depot - St Paul</b>	Kelowna	Central Okanagan	Bulky & Regular	
<b>Columbia Recycle 1996 LTD (NA)</b>	Trail	Kootenay Boundary	Bulky	
<b>Columbia Valley Landfill</b>	Windermere	East Kootenay	Bulky	
<b>Comox Valley ReStore</b>	Courtenay	Comox Valley	Regular	
<b>Comox Valley Waste Management Centre</b>	Cumberland	Comox Valley	Regular	Stopped Collecting Bulky - July 01, 2023
<b>Coquitlam Return-It Depot</b>	Coquitlam	Metro Vancouver	Regular	
<b>Cortes Island Waste Management Centre</b>	Cortes Island	Strathcona	Regular	
<b>Courtenay Return-It Depot</b>	Courtenay	Comox Valley	Regular	
<b>Cranbrook Bottle Depot</b>	Cranbrook	East Kootenay	Regular	
<b>Cranbrook Transfer Station</b>	Cranbrook	East Kootenay	Bulky	
<b>D.C. Campbell Recycling Ltd.</b>	Dawson Creek	Peace River	Regular	
<b>Daaing Giids Recycle Depot</b>	Daaing Giids	North Coast	Regular	
<b>Denman Island Bottle Depot</b>	Denman Island	Comox Valley	Regular	
<b>Duncan Transfer Station</b>	Duncan	Cowichan Valley	Bulky & Regular	
<b>Dunford Transfer Station</b>	Langford	Capital Regional District	Bulky & Regular	
<b>East Hastings Bottle Depot</b>	Burnaby	Metro Vancouver	Regular	
<b>Edmonds Return-it Depot</b>	Burnaby	Metro Vancouver	Regular	
<b>Elkford Transfer Station</b>	Elkford	East Kootenay	Regular	
<b>Enderby Return-It Recycling Depot Ltd.</b>	Enderby	North Okanagan	Bulky & Regular	

<b>Falkland Transfer Station</b>	Falkland	Columbia Shuswap	Bulky & Regular	
<b>Fernie Bottle Depot</b>	Fernie	East Kootenay	Regular	
<b>Fernie Transfer Station</b>	Fernie	East Kootenay	Bulky	
<b>Fleetwood Bottle Depot</b>	Surrey	Metro Vancouver	Regular	
<b>Fort St. James Transfer Station</b>	Fort St. James	Bulkley Nechako	Bulky & Regular	
<b>Fraser Lake Bottle Depot</b>	Fraser Lake	Bulkley Nechako	Regular	
<b>Fraser Valley Bottle Depot</b>	Langley	Metro Vancouver	Regular	
<b>FSJ Bottle Drop</b>	Fort St. John	Peace River	Regular	
<b>Galiano Island Recycling Resources (GIRR)</b>	Galiano Island	Capital Regional District	Regular	
<b>General Grants North Shore</b>	Kamloops	Thompson Nicola	Regular	
<b>General Grants Sahali</b>	Kamloops	Thompson Nicola	Regular	
<b>GFL - Squamish</b>	Squamish	Squamish Lillooet	Regular	
<b>GFL Environmental - Nanaimo</b>	Nanaimo	Nanaimo Regional District	Bulky & Regular	Closed - October 25, 2023
<b>Gibsons Recycling Depot</b>	Gibsons	Sunshine Coast	Bulky & Regular	
<b>Glenemma Transfer Station</b>	Salmon Arm	Columbia Shuswap	Bulky & Regular	
<b>Go Green</b>	Vancouver	Metro Vancouver	Regular	
<b>Gold River Waste Management Centre</b>	Gold River	Strathcona	Bulky & Regular	
<b>Gold Trail Recycling Ltd.</b>	100 Mile House	Cariboo	Regular	
<b>Golden Landfill</b>	Golden	Columbia Shuswap	Bulky & Regular	
<b>Grand Forks Bottle Depot</b>	Grand Forks	Kootenay Boundary	Regular	
<b>Granville Thrift Store (NA)</b>	Vancouver	Metro Vancouver	Regular	
<b>Green Recycling in Pender Society (GRIPS)</b>	Madeira Park	Sunshine Coast	Regular	
<b>Guildford Bottle Depot</b>	Surrey	Metro Vancouver	Regular	

<b>Haney Bottle Depot</b>	Maple Ridge	Metro Vancouver	Regular	
<b>Han's Alderway Service Ltd.</b>	Aldergrove	Metro Vancouver	Bulky & Regular	
<b>Happy Stan's Recycling Services Ltd.</b>	Port Coquitlam	Metro Vancouver	Regular	
<b>Hart Return-It Depot</b>	Prince George	Fraser Fort George	Regular	
<b>Hartland Landfill</b>	Victoria	Capital Regional District	Bulky & Regular	
<b>Hazelton Bottle Depot</b>	New Hazelton	Kitimat Stikine	Regular	
<b>Heffley Creek Eco-Depot</b>	Heffley Creek	Thompson Nicola	Regular	
<b>HH Recycling Ltd.</b>	Hudson's Hope	Peace River	Regular	New - September 30, 2023
<b>Hillside Thrift Store (NA)</b>	Victoria	Capital Regional District	Regular	
<b>Hope Bottle Depot</b>	Hope	Fraser Valley	Regular	
<b>Houston Bottle Depot</b>	Houston	Bulkley Nechako	Regular	
<b>Interior Freight &amp; Bottle Depot</b>	Vernon	North Okanagan	Bulky & Regular	
<b>Ironwood Return-it Centre</b>	Richmond	Metro Vancouver	Regular	
<b>Island Return It Campbell River</b>	Campbell River	Strathcona	Regular	
<b>Island Return-it Duncan</b>	Duncan	Cowichan Valley	Bulky & Regular	
<b>Island Return-it South Cowichan</b>	Cobble Hill	Cowichan Valley	Regular	
<b>Islands Solid Waste Landfill</b>	Port Clements	North Coast	Regular	
<b>Iskut Landfill</b>	Iskut	Kitimat Stikine	Regular	
<b>J&amp;C Bottle Depot</b>	Penticton	Okanagan Similkameen	Bulky & Regular	
<b>Jenill Bottle Depot</b>	Surrey	Metro Vancouver	Bulky & Regular	
<b>Junction Bottle Depot</b>	Ladysmith	Cowichan Valley	Regular	
<b>Kelowna Recycling</b>	Kelowna	Central Okanagan	Bulky & Regular	
<b>Kensington Return it Depot</b>	Burnaby	Metro Vancouver	Bulky & Regular	
<b>Keremeos Landfill</b>	Keremeos	Okanagan Similkameen	Regular	

<b>Kerrisdale Thrift Store (NA)</b>	Vancouver	Metro Vancouver	Regular	
<b>Kimberley Transfer Station</b>	Kimberley	East Kootenay	Regular	
<b>Kitchener Bottle Depot Ltd.</b>	Burnaby	Metro Vancouver	Regular	
<b>Kitimat Understanding the Environment (KUTE)</b>	Kitimat	Kitimat Stikine	Regular	
<b>Kitwanga Transfer Station</b>	Kitwanga	Kitimat Stikine	Regular	
<b>Ladner Bottle Depot</b>	Delta	Metro Vancouver	Bulky & Regular	
<b>Langford Thrift Store (NA)</b>	Langford	Capital Regional District	Regular	
<b>Langley Bottle Depot</b>	Langley	Metro Vancouver	Regular	
<b>Lax Kw'alaams Band (Waste Transfer Station)</b>	Lax Kw'alaams	North Coast	Bulky & Regular	
<b>Lee's Bottle Depot Ltd.</b>	Burnaby	Metro Vancouver	Regular	
<b>Lillooet Landfill &amp; Recycling Centre</b>	Lillooet	Squamish Lillooet	Bulky & Regular	
<b>Logan Lake Eco-Depot</b>	Logan Lake	Thompson Nicola	Regular	
<b>LoLo Return-It Express</b>	North Vancouver	Metro Vancouver	Regular	
<b>Lorne Street Bottle Depot</b>	Kamloops	Thompson Nicola	Regular	
<b>Lougheed Return-It Depot</b>	Coquitlam	Metro Vancouver	Regular	
<b>Louis Creek Eco-Depot</b>	Louis Creek	Thompson Nicola	Regular	
<b>Lower Nicola Eco-Depot</b>	Merritt	Thompson Nicola	Regular	
<b>Lytton Eco-Depot</b>	Lytton	Thompson Nicola	Regular	
<b>Malakwa Transfer Station</b>	Malakwa	Columbia Shuswap	Bulky & Regular	
<b>Malcolm Island Recycling Depot</b>	Sointula	Mt. Waddington	Bulky & Regular	
<b>Maple Ridge Bottle Depot</b>	Maple Ridge	Metro Vancouver	Regular	
<b>Maple Ridge Recycling Depot</b>	Maple Ridge	Metro Vancouver	Bulky & Regular	
<b>Masset Recycle Depot</b>	Masset	North Coast	Regular	New - April 06, 2023

<b>Mayne Island Recycling</b>	Mayne Island	Capital Regional District	Regular	
<b>Meade Creek Recycling Centre</b>	Lake Cowichan	Cowichan Valley	Bulky & Regular	
<b>Merritt Return-It Depot</b>	Merritt	Thompson Nicola	Regular	
<b>Metrotown Return-It</b>	Burnaby	Metro Vancouver	Bulky & Regular	
<b>Meziadin Landfill</b>	Meziadin Junction	Kitimat Stikine	Regular	
<b>Mica Ventures Inc. (Williams Lake)</b>	Williams Lake	Cariboo	Regular	
<b>Mill Bay</b>	Mill Bay	Cowichan Valley	Regular	
<b>Mission Bottle Depot</b>	Mission	Fraser Valley	Regular	
<b>Mission Flats Landfill</b>	Kamloops	Thompson Nicola	Bulky & Regular	
<b>Mission Recycling Depot</b>	Mission	Fraser Valley	Bulky & Regular	
<b>Mount Pleasant</b>	Vancouver	Metro Vancouver	Regular	
<b>Mount Pleasant Return- It</b>	Vancouver	Metro Vancouver	Regular	
<b>Nelson Leafs Recycling Centre</b>	Nelson	Central Kootenay	Regular	
<b>New Westminster</b>	New Westminister	Metro Vancouver	Regular	
<b>Newton Bottle Depot</b>	Surrey	Metro Vancouver	Regular	
<b>North Burnaby (Hastings) Thrift Store (NA)</b>	Burnaby	Metro Vancouver	Regular	
<b>North Road Bottle Depot Ltd.</b>	Coquitlam	Metro Vancouver	Regular	
<b>North Shore Bottle Depot Ltd.</b>	North Vancouver	Metro Vancouver	Regular	
<b>North Shore Recycling and Waste Centre</b>	North Vancouver	Metro Vancouver	Bulky & Regular	
<b>North Shuswap Bottle Depot</b>	Chase	Thompson Nicola	Regular	
<b>North Vancouver</b>	North Vancouver	Metro Vancouver	Regular	
<b>North Vancouver Bottle &amp; Return-It Depot</b>	North Vancouver	Metro Vancouver	Regular	
<b>Northern Recycling Inc.</b>	Quesnel	Cariboo	Bulky & Regular	

<b>NVSS Bottle Depot</b>	Vanderhoof	Bulkley Nechako	Regular	
<b>Okanagan Falls Landfill</b>	Okanagan Falls	Okanagan Similkameen	Regular	
<b>Oliver Landfill</b>	Oliver	Okanagan Similkameen	Regular	
<b>Osoyoos Bottle Depot</b>	Osoyoos	Okanagan Similkameen	Bulky & Regular	
<b>Panorama Return-It</b>	Surrey	Metro Vancouver	Regular	
<b>Parksville Bottle &amp; Recycling Depot Ltd.</b>	Parksville	Nanaimo Regional District	Bulky & Regular	
<b>Peerless Road Recycling Centre</b>	Ladysmith	Cowichan Valley	Bulky & Regular	
<b>Pemberton Recycling Centre</b>	Pemberton	Squamish Lillooet	Regular	
<b>Pender Island Recycling Depot</b>	Pender island	Capital Regional District	Bulky & Regular	
<b>PG Recycling &amp; Return-It Centre</b>	Prince George	Fraser Fort George	Bulky & Regular	
<b>Pitt Meadows Return-it Depot Ltd</b>	Pitt Meadows	Metro Vancouver	Regular	
<b>Planet Earth Recycling Ltd.</b>	West Kelowna	Central Okanagan	Regular	Stopped Collecting Bulky - October 26, 2023
<b>PoCo Return It</b>	Port Coquitlam	Metro Vancouver	Bulky & Regular	
<b>Port Coquitlam</b>	Port Coquitlam	Metro Vancouver	Regular	
<b>Port Hardy Return It Centre</b>	Port Hardy	Mt. Waddington	Regular	
<b>Powell St. Return-It Depot</b>	Vancouver	Metro Vancouver	Regular	
<b>Princeton Return-It Depot</b>	Princeton	Okanagan Similkameen	Regular	
<b>Q &amp; J Enterprises Ltd. DBA OK Bottle Depot.</b>	Richmond	Metro Vancouver	Regular	
<b>Quatsino Recycling Depot</b>	Quatsino	Mt. Waddington	Regular	
<b>Queensborough Landing Return-it</b>	New Westminster	Metro Vancouver	Bulky & Regular	
<b>Recycle-It Resource Recovery</b>	Fort St. John	Peace River	Bulky & Regular	
<b>Regional Recycling (RRS)</b>	Nanaimo	Nanaimo Regional District	Bulky & Regular	

<b>Regional Recycling (RRW)</b>	Nanaimo	Nanaimo Regional District	Bulky & Regular	
<b>Regional Recycling Abbotsford (572274 British Columbia. Ltd.)</b>	Abbotsford	Fraser Valley	Bulky & Regular	
<b>Regional Recycling Burnaby (0739024 B.C. Ltd.)</b>	Burnaby	Metro Vancouver	Bulky & Regular	
<b>Regional Recycling Cloverdale (Cloverdale Bottle Depot Ltd.)</b>	Surrey	Metro Vancouver	Bulky & Regular	
<b>Regional Recycling Depot</b>	Prince Rupert	North Coast	Bulky & Regular	
<b>Regional Recycling Richmond (552420 British Columbia Ltd.)</b>	Richmond	Metro Vancouver	Bulky & Regular	
<b>Regional Recycling Vancouver (682393 B.C. Ltd.)</b>	Vancouver	Metro Vancouver	Bulky & Regular	
<b>Regional Recycling Whistler (0871499 B.C. Ltd)</b>	Whistler	Squamish Lillooet	Bulky & Regular	
<b>Revelstoke Bottle Depot</b>	Revelstoke	Columbia Shuswap	Regular	
<b>Revelstoke Disposal Facility</b>	Revelstoke	Columbia Shuswap	Bulky	
<b>Richmond Recycle Depot</b>	Richmond	Metro Vancouver	Bulky & Regular	
<b>Ryan Road Thrift Store</b>	Comox	Comox Valley	Bulky & Regular	
<b>Saanich Thrift Store (NA)</b>	Victoria	Capital Regional District	Regular	
<b>Salish Soils Ltd.</b>	Sechelt	Sunshine Coast	Regular	
<b>Salmo Valumart &amp; Bottle Depot</b>	Salmo	Central Kootenay	Regular	
<b>Salmon Arm Disposal Facility</b>	Salmon Arm	Columbia Shuswap	Bulky	
<b>Salt Spring Garbage</b>	Salt Spring Island	Capital Regional District	Bulky & Regular	
<b>Salt Spring Island Recycling Depot</b>	Salt Spring Island	Capital Regional District	Bulky & Regular	
<b>Salvation Army-Vancouver Distribution And Recycling Centre</b>	Langley	Metro Vancouver	Bulky & Regular	
<b>Sapperton Return-It Depot</b>	New Westminster	Metro Vancouver	Regular	
<b>Sardis Bottle Depot Ltd.</b>	Chilliwack	Fraser Valley	Bulky & Regular	

<b>Scotch Creek Bottle Depot</b>	Scotch Creek	Columbia Shuswap	Regular	
<b>Scotch Creek Disposal Facility</b>	Scotch Creek	Columbia Shuswap	Bulky	
<b>Scott 72 Bottle &amp; Return-It Depot</b>	Surrey	Metro Vancouver	Regular	
<b>Scott Road Bottle Depot</b>	Surrey	Metro Vancouver	Regular	
<b>Semiahmoo Bottle Depot</b>	Surrey	Metro Vancouver	Bulky & Regular	
<b>Seymour Arm Refuse Disposal Facility</b>	Seymour Arm	Columbia Shuswap	Bulky	
<b>Sherwoods Auto</b>	Port Alberni	Alberni Clayoquot	Bulky & Regular	Started collecting Regular - October 25, 2023
<b>Sicamous Landfill</b>	Sicamous	Columbia Shuswap	Bulky & Regular	
<b>Sidney Bottle Depot Ltd</b>	Sidney	Capital Regional District	Bulky & Regular	
<b>Skimikin Transfer Station</b>	Tappen	Columbia Shuswap	Bulky & Regular	
<b>Smithers/Telkwa Transfer Station</b>	Smithers	Bulkley Nechako	Regular	New - October 25, 2023
<b>South Thompson Eco-Depot</b>	Pritchard	Thompson Nicola	Regular	
<b>South Van Bottle Depot</b>	Vancouver	Metro Vancouver	Regular	
<b>Sparwood Transfer Station</b>	Sparwood	East Kootenay	Regular	
<b>Stewart Landfill</b>	Stewart	Kitimat Stikine	Regular	
<b>Sunset Coast Distributors Ltd.</b>	Powell River	qathet	Regular	
<b>Surrey Central Return-It</b>	Surrey	Metro Vancouver	Bulky & Regular	
<b>Surrey Scottsdale</b>	Surrey	Metro Vancouver	Regular	
<b>Surrey Thrift Store (NA)</b>	Surrey	Metro Vancouver	Regular	
<b>T2 Recycling</b>	Oliver	Okanagan Similkameen	Regular	
<b>Terrace Return-It</b>	Terrace	Kitimat Stikine	Regular	
<b>The Salvation Army</b>	Prince George	Fraser Fort George	Bulky & Regular	
<b>Thorsen Creek Waste and Recycling Centre</b>	Bella Coola	Central Coast	Bulky & Regular	

<b>Tie Lake Transfer Station</b>	Tie Lake	East Kootenay	Bulky	
<b>Town Center Mall Recycle Depot</b>	Powell River	qathet	Regular	
<b>Trail Bottle Depot</b>	Trail	Kootenay Boundary	Regular	
<b>Trout Lake Refuse Disposal Facility</b>	Trout Lake	Columbia Shuswap	Bulky	
<b>Tsal'ah Eco Depot</b>	Shalalth	Squamish Lillooet	Regular	
<b>Tsawwassen Return-It</b>	Delta	Metro Vancouver	Regular	
<b>Ucluelet Bottle Depot</b>	Ucluelet	Alberni Clayoquot	Regular	
<b>United Boulevard Recycling and Waste Centre</b>	Coquitlam	Metro Vancouver	Bulky & Regular	
<b>Urban Impact Recycling Ltd.</b>	New Westminster	Metro Vancouver	Regular	
<b>Valemount Recycling Center</b>	Valemount	Fraser Fort George	Regular	
<b>Vancouver Central Bottle Depot</b>	Vancouver	Metro Vancouver	Regular	
<b>Vancouver West Bottle Depot</b>	Vancouver	Metro Vancouver	Regular	
<b>Vanderhoof Transfer Station</b>	Vanderhoof	Bulkley Nechako	Regular	New - October 25, 2023
<b>Venture Training</b>	Vernon	North Okanagan	Regular	Closed - August 11, 2023
<b>Venture Training Vernon</b>	Vernon	North Okanagan	Bulky & Regular	
<b>Victoria Distrbution And Recycling Centre</b>	Victoria	Capital Regional District	Regular	Stopped Collecting Bulky - April 01, 2023
<b>Victoria Thrift Store (NA)</b>	Victoria	Capital Regional District	Regular	
<b>View Royal</b>	Victoria	Capital Regional District	Regular	
<b>Walnut Grove Bottle Depot</b>	Langley	Metro Vancouver	Regular	
<b>Wasa Transfer Station</b>	Wasa	East Kootenay	Bulky	
<b>West Broadway Thrift Store (NA)</b>	Vancouver	Metro Vancouver	Regular	
<b>West Van Thrift Store (NA)</b>	West Vancouver	Metro Vancouver	Regular	

<b>Westshore Bottle Depot</b>	Victoria	Capital Regional District	Regular	
<b>Whistler Community Services</b>	Whistler	Squamish Lillooet	Regular	
<b>White Rock Return-It Depot</b>	Surrey	Metro Vancouver	Bulky & Regular	
<b>White Rock Thrift Store (NA)</b>	White Rock	Metro Vancouver	Regular	
<b>Wide Sky Disposal</b>	Fort Nelson	Northern Rockies	Regular	
<b>Willowbrook Recycling Inc.</b>	Langley	Metro Vancouver	Regular	
<b>Winfield Return It Centre</b>	Lake Country	Central Okanagan	Regular	
<b>Woss Recycling Depot</b>	Woss	Mt. Waddington	Bulky & Regular	

# Appendix D: Audited Financial Statements

**OUTDOOR POWER EQUIPMENT INSTITUTE OF CANADA**

**FINANCIAL STATEMENTS**

**31 DECEMBER 2023**

# **OUTDOOR POWER EQUIPMENT INSTITUTE OF CANADA**

## **Financial Statements**

For the year ended 31 December 2023

### **Contents**

---

Independent Auditors' Report	
Statement of Financial Position	4
Statement of Changes in Net Assets	5
Statement of Operations	6
Statement of Cash Flows	7
Notes to the Financial Statements	8 - 13

## INDEPENDENT AUDITORS' REPORT

---

To the Members,  
Outdoor Power Equipment Institute of Canada

### Report on the Audit of the Financial Statements

#### Opinion

We have audited the financial statements of Outdoor Power Equipment Institute of Canada ("OPEIC"), which comprise the statement of financial position as at 31 December 2023 and the statements of changes in net assets, operations and cash flows for the year then ended, and notes to the financial statements, including a summary of significant accounting policies.

In our opinion, the accompanying financial statements present fairly, in all material respects, the financial position of OPEIC as at 31 December 2023 and its results of operations and its cash flows for the year then ended in accordance with Canadian accounting standards for not-for-profit organizations.

#### Basis for Opinion

We conducted our audit in accordance with Canadian generally accepted auditing standards. Our responsibilities under those standards are further described in the Auditors' Responsibilities for the Audit of the Financial Statements section of our report. We are independent of OPEIC in accordance with the ethical requirements that are relevant to our audit of the financial statements in Canada, and we have fulfilled our other ethical responsibilities in accordance with these requirements. We believe that the audit evidence we have obtained is sufficient and appropriate to provide a basis for our opinion.

#### Other Information

Management is responsible for the other information. The other information comprises information, other than the financial statements, our auditors' report thereon and the independent reasonable assurance report, in OPEIC's Annual Report.

Our opinion on the financial statements does not cover the other information and we do not and will not express any form of assurance conclusion thereon. In connection with our audit of the financial statements, our responsibility is to read the other information identified above and, in doing so, consider whether the other information is materially inconsistent with the financial statements or our knowledge obtained in the audit, or otherwise appears to be materially misstated.

We obtained the Annual Report prior to the date of this auditors' report. If, based on the work we have performed on this other information, we conclude that there is a material misstatement of this other information, we are required to report that fact in this auditors' report. We have nothing to report in this regard.

---

## INDEPENDENT AUDITORS' REPORT - Continued

---

### **Responsibilities of Management and Those Charged with Governance for the Financial Statements**

Management is responsible for the preparation and fair presentation of the financial statements in accordance with Canadian accounting standards for not-for-profit organizations, and for such internal control as management determines is necessary to enable the preparation of financial statements that are free from material misstatement, whether due to fraud or error.

In preparing the financial statements, management is responsible for assessing OPEIC's ability to continue as a going concern, disclosing, as applicable, matters related to going concern and using the going concern basis of accounting unless management either intends to liquidate OPEIC or to cease operations, or has no realistic alternative but to do so.

Those charged with governance are responsible for overseeing OPEIC's financial reporting process.

### **Auditors' Responsibilities for the Audit of the Financial Statements**

Our objectives are to obtain reasonable assurance about whether the financial statements as a whole are free from material misstatement, whether due to fraud or error, and to issue an auditors' report that includes our opinion. Reasonable assurance is a high level of assurance, but is not a guarantee that an audit conducted in accordance with Canadian generally accepted auditing standards will always detect material misstatement when it exists. Misstatements can arise from fraud or error and are considered material if, individually or in the aggregate, they could reasonably be expected to influence the economic decisions of users taken on the basis of these financial statements.

As part of an audit in accordance with Canadian generally accepted auditing standards, we exercise professional judgment and maintain professional skepticism throughout the audit. We also:

- ◆ Identify and assess the risks of material misstatement of the financial statements, whether due to fraud or error, design and perform audit procedures responsive to those risks, and obtain audit evidence that is sufficient and appropriate to provide a basis for our opinion. The risk of not detecting a material misstatement resulting from fraud is higher than for one resulting from error, as fraud may involve collusion, forgery, intentional omissions, misrepresentations, or the override of internal control.
- ◆ Obtain an understanding of internal control relevant to the audit in order to design audit procedures that are appropriate in the circumstances, but not for the purpose of expressing an opinion on the effectiveness of OPEIC's internal control.
- ◆ Evaluate the appropriateness of accounting policies used and the reasonableness of accounting estimates and related disclosures made by management.

---

**INDEPENDENT AUDITORS' REPORT - Continued**

---

- ◆ Conclude on the appropriateness of management's use of the going concern basis of accounting and, based on the audit evidence obtained, whether a material uncertainty exists related to events or conditions that may cast significant doubt on OPEIC's ability to continue as a going concern. If we conclude that a material uncertainty exists, we are required to draw attention in our auditors' report to the related disclosures in the financial statements or, if such disclosures are inadequate, to modify our opinion. Our conclusions are based on the audit evidence obtained up to the date of our auditors' report. However, future events or conditions may cause OPEIC to cease to continue as a going concern.
- ◆ Evaluate the overall presentation, structure and content of the financial statements, including the disclosures, and whether the financial statements represent the underlying transactions and events in a manner that achieves fair presentation.

We communicate with those charged with governance regarding, among other matters, the planned scope and timing of the audit and significant audit findings, including any significant deficiencies in internal control that we identify during our audit.

*Rolfe Benson LLP*

CHARTERED PROFESSIONAL ACCOUNTANTS

Vancouver, Canada  
26 June 2024

**OUTDOOR POWER EQUIPMENT INSTITUTE OF CANADA**  
**Statement of Financial Position**  
31 December 2023

	<b>2023</b>	<b>2022</b>
<b>Assets</b>		
<b>Current</b>		
Cash	\$ 1,879,827	\$ 1,910,274
Term deposit (Note 4)	217,486	210,335
Accounts receivable	65,668	41,481
Prepaid expenses	6,547	6,047
GST receivable	-	12,475
	<b>2,169,528</b>	<b>2,180,612</b>
<b>Intangible asset (Note 6)</b>	<b>25,109</b>	<b>32,283</b>
<b>Reserve (Note 5)</b>	<b>661,564</b>	<b>639,810</b>
	<b>\$ 2,856,201</b>	<b>\$ 2,852,705</b>

**Liabilities**

<b>Current</b>		
Accounts payable and accrued liabilities (Note 7)	\$ 120,481	\$ 129,319
GST payable	7,011	-
	<b>127,492</b>	<b>129,319</b>

**Net Assets**

<b>Unrestricted</b>	<b>2,042,036</b>	<b>2,051,293</b>
<b>Internally restricted reserve (Note 5)</b>	<b>661,564</b>	<b>639,810</b>
<b>Invested in intangible asset</b>	<b>25,109</b>	<b>32,283</b>
	<b>2,728,709</b>	<b>2,723,386</b>
	<b>\$ 2,856,201</b>	<b>\$ 2,852,705</b>

APPROVED BY THE DIRECTORS:

  
\_\_\_\_\_

Director

  
\_\_\_\_\_

Director

The accompanying notes are an integral part of these financial statements

**OUTDOOR POWER EQUIPMENT INSTITUTE OF CANADA**  
**Statement of Changes in Net Assets**  
For the year ended 31 December 2023

	<b>Unrestricted</b>	<b>Internally Restricted Reserve</b>	<b>Invested in Intangible Asset</b>	<b>Total 2023</b>	<b>Total 2022</b>
<b>Balance - beginning of year</b>	\$ 2,051,293	\$ 639,810	\$ 32,283	\$ 2,723,386	\$ 2,790,101
Excess (deficiency) of revenues over expenses for the year	12,497	-	(7,174)	5,323	(66,715)
Transfer to reserve (Note 5)	(21,754)	21,754	-	-	-
<b>Balance - end of year</b>	<b>\$ 2,042,036</b>	<b>\$ 661,564</b>	<b>\$ 25,109</b>	<b>\$ 2,728,709</b>	<b>\$ 2,723,386</b>

The accompanying notes are an integral part of these financial statements

**OUTDOOR POWER EQUIPMENT INSTITUTE OF CANADA**  
**Statement of Operations**  
For the year ended 31 December 2023

	<b>2023</b>	<b>2022</b>
		(Note 9)
<b>Revenues</b>	<b>\$ 925,138</b>	<b>\$ 1,099,625</b>
<b>Expenses</b>		
Program administration (Notes 6 and 7)	426,001	491,992
Collection, transportation and processing	297,023	406,604
Communications and events	270,080	283,890
	<u>993,104</u>	<u>1,182,486</u>
<b>Deficiency of revenues over expenses from operations</b>	<b>(67,966)</b>	<b>(82,861)</b>
<b>Other income</b>		
Interest income	73,289	16,146
	<u>73,289</u>	<u>16,146</u>
<b>Excess (deficiency) of revenues over expenses for the year</b>	<b>\$ 5,323</b>	<b>\$ (66,715)</b>

The accompanying notes are an integral part of these financial statements

**OUTDOOR POWER EQUIPMENT INSTITUTE OF CANADA**  
**Statement of Cash Flows**  
For the year ended 31 December 2023

	<b>2023</b>	<b>2022</b>
<b>Cash provided by (used in):</b>		
<b>Operating activities</b>		
Excess (deficiency) of revenues over expenses for the year	\$ 5,323	\$ (66,715)
Item not involving cash		
Amortization of intangible asset	7,174	3,587
	12,497	(63,128)
Changes in non-cash working capital balances		
Accounts receivable	(24,187)	(7,586)
Prepaid expenses	(500)	156
GST receivable	19,486	24,533
Accounts payable and accrued liabilities	(8,838)	(3,831)
	(1,542)	(49,856)
<b>Investing activities</b>		
Purchase of intangible asset	-	(26,210)
Transfer to reserve	(21,754)	(2,549)
Purchase of term deposits	(7,151)	(838)
	(28,905)	(29,597)
<b>Net decrease in cash</b>	<b>(30,447)</b>	<b>(79,453)</b>
<b>Cash - beginning of year</b>	<b>1,910,274</b>	<b>1,989,727</b>
<b>Cash - end of year</b>	<b>\$ 1,879,827</b>	<b>\$ 1,910,274</b>

The accompanying notes are an integral part of these financial statements

---

**OUTDOOR POWER EQUIPMENT INSTITUTE OF CANADA**  
**Notes to the Financial Statements**  
**For the year ended 31 December 2023**

---

**1. Incorporation and nature of operations**

Outdoor Power Equipment Institute of Canada ("OPEIC") was incorporated under the Canada Not-for-profit Corporations Act on 15 February 2012 and commenced operations on 1 July 2012. OPEIC is a not-for-profit organization and it is not subject to income taxes providing certain requirements are met. OPEIC currently operates a stewardship program in the Province of British Columbia to assist the outdoor power equipment industry in discharging its obligation to establish end of life product collection and recycling programs under the British Columbia Recycling Regulations.

**2. Summary of significant accounting policies**

These financial statements are prepared in accordance with Canadian accounting standards for not-for-profit organizations. The significant accounting policies are detailed as follows:

(a) Revenue recognition

Environmental Handling Fees (EHFs) are received from registered members that participate in OPEIC's programs. OPEIC recognizes these fees as revenue when received or receivable if the amount to be received can be reasonably estimated and collection is reasonably assured. EHF revenues are recognized as individual members report and remit them as required by OPEIC's membership agreement which is by the end of the month following the reporting period that the designated program materials were sold by the member.

Members are obligated to remit EHFs for all products sold from the earlier of the programs' start date or the date when the member started selling obligated products. If, for any reason, a member omits reporting and remitting EHFs associated with sold program products, OPEIC will recognize those EHFs as revenue when the amounts are determinable by OPEIC.

Interest revenue is recognized on an accrual basis.

(b) Cash and cash equivalents

OPEIC's policy is to disclose bank balances under cash and cash equivalents, including bank overdrafts with balances that fluctuate frequently from being positive to overdrawn and term deposits with a maturity period of three months or less from the date of acquisition.

---

**OUTDOOR POWER EQUIPMENT INSTITUTE OF CANADA**  
**Notes to the Financial Statements**  
**For the year ended 31 December 2023**

---

**2. Summary of significant accounting policies - Continued**

(c) Financial instruments

(i) Measurement of financial instruments

OPEIC initially measures its financial assets and liabilities at fair value and subsequently measures all of its financial assets and financial liabilities at amortized cost.

Financial assets measured at amortized cost include cash, term deposits, accounts receivable and the reserve.

Financial liabilities measured at amortized cost include accounts payable and accrued liabilities.

(ii) Impairment

Financial assets measured at cost are tested for impairment when there are indicators of impairment. The amount of the write-down is recognized in the statement of operations. The previously recognized impairment loss may be reversed to the extent of the improvement, directly or by adjusting the allowance account, provided it is no greater than the amount that would have been reported at the date of the reversal had the impairment not been recognized previously. The amount of the reversal is recognized in the statement of operations.

(iii) Transaction costs

OPEIC recognizes its transaction costs in the statement of operations in the period incurred. However, financial instruments that will not be subsequently measured at fair value are adjusted by the transaction costs that are directly attributable to their origination, issuance or assumption.

(d) Intangible asset

The intangible asset is recorded at cost. OPEIC provides for amortization using the following method at a rate designed to amortize the cost of the intangible asset over its estimated useful life. The annual amortization rate is as follows:

ERP software

5 years straight line

---

**OUTDOOR POWER EQUIPMENT INSTITUTE OF CANADA**  
**Notes to the Financial Statements**  
**For the year ended 31 December 2023**

---

**2. Summary of significant accounting policies - Continued**

(e) Impairment of long-lived assets

OPEIC tests long-lived assets for impairment when events or changes in circumstances indicate that their carrying value may not be recovered. When an intangible asset no longer contributes to the services provided by OPEIC its carrying amount is written down to its residual value. No impairment losses were determined by management to be necessary for the year.

(f) Use of estimates

The preparation of financial statements in accordance with Canadian accounting standards for not-for-profit organizations requires management to make estimates and assumptions that affect the reported amount of assets and liabilities, disclosure of contingent assets and liabilities at the date of the financial statements and the reported amount of revenues and expenses during the reported period. Accounts subject to estimates include accrued liabilities, revenue recognized for EHF's receivable and amortization of intangible assets. Actual results could differ from these estimates.

(g) Foreign exchange

Transactions denominated in foreign currencies are recorded in Canadian dollars at the exchange rate prevailing at the time of the transaction. Monetary assets and liabilities denominated in foreign currencies are converted to Canadian dollars at the exchange rate prevailing at year end. Exchange gains and losses are recorded in the statement of operations for the year.

**3. Financial instruments**

OPEIC is exposed to various risks through its financial instruments. The following analysis provides a measure of OPEIC's risk exposure and concentrations at the statement of financial position date, 31 December 2023.

(a) Credit risk

Credit risk is the risk that one party to a financial instrument will cause a financial loss for the other party by failing to discharge an obligation. OPEIC's main credit risks relate to its cash, term deposits and accounts receivable. Cash and term deposits are in place with major financial institutions. Concentrations of credit risk with respect to accounts receivable are limited due to the large number of members. OPEIC has evaluation and monitoring processes in place and writes off accounts when they are determined to be uncollectible. There has been no change to this risk exposure from the prior year.

---

**OUTDOOR POWER EQUIPMENT INSTITUTE OF CANADA**  
**Notes to the Financial Statements**  
**For the year ended 31 December 2023**

---

**3. Financial instruments - Continued**

(b) Liquidity risk

Liquidity risk is the risk that an entity will encounter difficulty in meeting obligations associated with financial liabilities. OPEIC is exposed to this risk mainly in respect of its accounts payable and accrued liabilities. OPEIC maintains adequate cash to meet obligations as they become due. There has been no change to this risk exposure from the prior year.

(c) Market risk

Market risk is the risk that the fair value or future cash flows of a financial instrument will fluctuate because of changes in market prices. Market risk comprises three types of risk: currency risk, interest rate risk and other price risk. OPEIC is exposed to currency and interest rate risk.

(d) Currency risk

Currency risk is the risk that the fair value or future cash flows of a financial instrument will fluctuate because of changes in foreign exchange rates. Consequently, some assets and liabilities are exposed to foreign exchange fluctuations. OPEIC does not utilize any derivative instruments to mitigate this currency risk. There has been no change to this risk exposure from the prior year.

(e) Interest rate risk

Interest rate risk is the risk that the fair value or future cash flows of a financial instrument will fluctuate because of changes in market interest rates. OPEIC is exposed to interest rate risk on its fixed interest rate financial instruments. Fixed-rate instruments subject OPEIC to fair value risk. There has been no change to this risk exposure from the prior year.

**4. Term deposits**

OPEIC holds term deposits which bear interest at 5.28% per annum (2022 - 3.4%) and mature on 5 July 2024.

---

**OUTDOOR POWER EQUIPMENT INSTITUTE OF CANADA**  
**Notes to the Financial Statements**  
For the year ended 31 December 2023

---

**5. Reserve**

In a previous year, the Board of Directors passed a resolution to establish the reserve fund. The purpose of the reserve fund is to ensure financial stability in case of unforeseen events such as:

- Fluctuations in costs;
- The risk that OPEIC will be wound-up by the decision of the participants or as a consequence of regulatory change;
- Claims against OPEIC, its Board of Directors, or staff in excess of OPEIC's insurance coverage; and
- To cover the cost of unanticipated or extraordinary items.

Transfers to the reserve fund are made upon resolutions passed by the Board of Directors. Total contributions to the reserve fund are not to exceed two years' worth of expenses.

The reserve fund consists of an investment in a term deposit and is independently managed. All income earned on the investment is initially reported in the unrestricted fund and then transferred to the reserve fund. During the year, \$21,754 (2022 - \$2,549) was transferred from unrestricted net assets to the reserve fund, representing the investment income earned on the term deposit.

**6. Intangible asset**

	Cost	Accumulated Amortization	2023 Net	2022 Net
ERP Software	\$ 35,870	\$ 10,761	\$ 25,109	\$ 32,283

Included in program administration expenses is \$7,174 (2022 - \$3,587) of amortization expense.

**7. Related party transactions**

OPEIC is related to Outdoor Power Equipment Institute (OPEI), an organization incorporated in the United States, through a common Board of Directors.

During the year, program administration services of \$95,234 (2022 - \$162,684) were provided by OPEI to OPEIC.

These transactions are in the normal course of operations and have been valued in these financial statements at the exchange amount which is the amount of consideration established and agreed to by the related parties.

Included in accounts payable and accrued liabilities is \$8,493 (2022 - \$11,188) due to OPEI for program administration services. This amount is unsecured, non-interest bearing and is subject to normal trade payable payment terms.

---

**OUTDOOR POWER EQUIPMENT INSTITUTE OF CANADA**  
**Notes to the Financial Statements**  
For the year ended 31 December 2023

---

**8. Common control**

By virtue of a common Board of Directors, OPEIC and OPEI are under common control.

OPEI has not been consolidated in OPEIC's financial statements. OPEI's year end is 31 August and its financial statements are prepared in accordance with US generally accepted accounting principles FASB ASU 2016-14, Presentation of Financial Statements for Not-for-Profit Entities. The financial summary as at 31 August 2023 and for the year then ended are based on the audited financial statements. All amounts are presented in US dollars.

OPEI

	<u>31 August 2023</u>	<u>31 August 2022</u>
<b>Financial Position</b>		
Total assets	<u>\$ 21,399,457</u>	<u>\$ 18,275,659</u>
Total liabilities	<u>11,629,928</u>	<u>9,968,915</u>
Total net assets	<u>9,769,529</u>	<u>8,306,744</u>
	<u>\$ 21,399,457</u>	<u>\$ 18,275,659</u>
<b>Results of Operations</b>		
Total revenues	<u>\$ 9,975,791</u>	<u>\$ 5,577,038</u>
Total expenses	<u>8,513,006</u>	<u>6,492,206</u>
Excess (deficiency) of revenue over expenses	<u>\$ 1,462,785</u>	<u>\$ (915,168)</u>
<b>Cash Flows</b>		
Cash flows from Operating activities	<u>\$ 2,466,482</u>	<u>\$ 1,721,482</u>
Cash flows from Investing activities	<u>(122,826)</u>	<u>(429,594)</u>
Increase in cash	<u>\$ 2,343,656</u>	<u>\$ 1,291,888</u>

**9. Comparative amounts**

Certain comparative amounts have been reclassified to conform to the current year's financial statement presentation.

## Appendix E: Third Party Assurance

**OUTDOOR POWER EQUIPMENT  
INSTITUTE OF CANADA**

**INDEPENDENT REASONABLE  
ASSURANCE REPORT**

**31 DECEMBER 2023**

---

## INDEPENDENT REASONABLE ASSURANCE REPORT

---

To the Directors of  
Outdoor Power Equipment Institute of Canada,

### **Assurance Level and Selected Information**

We have been engaged by Outdoor Power Equipment Institute of Canada (“OPEIC”) to perform a reasonable assurance engagement in respect of the following information (the “Selected Information”), detailed in Appendix 1, and also included within OPEIC’s Annual Report for the Outdoor Power Equipment Recycling Program to the British Columbia Ministry of Environment and Climate Change Strategy for the year ended 31 December 2023:

- Section 4 - Collection System and Facilities and Appendix C - the location of collection facilities, and any changes in the number and location of collection facilities from the previous report in accordance with Section 8(2)(b) of BC Regulation 449/2004 (the “Recycling Regulation”);
- Section 6 - Pollution Prevention Hierarchy and Product/Component Management - the description of how the recovered product was managed in accordance with the pollution prevention hierarchy under Section 8(2)(d) of the Recycling Regulation;
- Section 7 - Product Collected - the description of how total amounts of the producer’s product collected has been calculated in accordance with Section 8(2)(e) of the Recycling Regulation; and
- Section 9 - Plan Performance – the description of performance for the year in relation to targets in the approved stewardship plan under Section 8(2)(b), (d) and (e) of the Recycling Regulation.

Our reasonable assurance engagement does not constitute a legal determination on OPEIC's compliance with Sections 8(2)(b), (d) and (e) of the Recycling Regulation.

### **Responsibilities**

Preparation and fair presentation of the Selected Information in accordance with the evaluation criteria as listed in Appendix 1 is the responsibility of OPEIC’s management. Management is also responsible for such internal control as management determines is necessary to enable the preparation of the Selected Information such that it is free from material misstatement. Furthermore, management is responsible for preparation of suitable evaluation criteria in accordance with the Recycling Regulation Guidance - Third Party Assurance for Non-Financial Information in Annual Reports – 2022 Reporting Year dated November 2022 as specified by the Director under section 8(2)(h) of the Recycling Regulation of the Province of British Columbia.

Our responsibility is to express an opinion on the Selected Information based on the procedures we have performed and the evidence we have obtained.

## **Evaluation Criteria**

The evaluation criteria presented in Appendix 1 are an integral part of the Selected Information and address the relevance, completeness, reliability, neutrality and understandability of the Selected Information.

## **Applicable Quality Control Requirements**

We apply the Canadian Standards on Quality Management and, accordingly, maintain a comprehensive system of quality control, including documented policies and procedures regarding compliance with ethical requirements, professional standards and applicable legal and regulatory requirements.

## **Scope of the Reasonable Assurance Engagement**

We carried out our reasonable assurance engagement in accordance with the International Standard on Assurance Engagements 3000 (ISAE 3000) published by the International Federation of Accountants. This Standard requires that we comply with independence requirements and plan and perform the engagement to obtain reasonable assurance about whether the Selected Information is free of material misstatement.

A reasonable assurance engagement includes examining, on a test basis, evidence supporting the amounts and disclosures within the Selected Information. The procedures selected depend on our judgement, including the assessment of the risks of material misstatement in the Selected Information due to omissions, misrepresentations and errors. In making those risk assessments, we consider internal control relevant to the entity's preparation and fair presentation of the Selected Information in order to design assurance procedures that are appropriate in the circumstances, but not for the purpose of expressing a conclusion on the effectiveness of the entity's internal control. A reasonable assurance engagement also includes assessing the evaluation criteria used and significant estimates made by management, as well as evaluating the overall presentation of the Selected Information. The main elements of our work were:

- Gain an understanding of the data collection, monitoring and reporting processes through inquiries of management;
- Testing the processes, documents and records on a sample basis;
- Re-calculating quantitative data on a sample basis as it pertains to the Selected Information; and
- Evaluating the presentation of the Selected Information in the Annual Report.

We believe that the evidence we have obtained is sufficient and appropriate to provide a basis for our conclusion.

## **Inherent Limitations**

Non-financial performance information is subject to more inherent limitations than financial information, given the characteristics of the Selected Information and the methods used for determining and calculating such information. Qualitative interpretations of relevance, materiality and the accuracy of data are subject to individual assumptions and judgments. Furthermore, the nature and methods used to determine such information, as well as the evaluation criteria and the precision thereof, may change over time. It is important to read our report in the context of evaluation criteria.

## Conclusion

In our opinion, the Selected Information within OPEIC's Annual Report for the Outdoor Power Equipment Recycling Program for the year ended 31 December 2023 presents fairly, in all material respects, in accordance with the evaluation criteria listed in Appendix 1:

- The location of collection facilities, and any changes in the number and location of collection facilities from the previous report in accordance with Section 8(2)(b) of the Recycling Regulation;
- The description of how the recovered product was managed in accordance with the pollution prevention hierarchy under Section 8(2)(d) of the Recycling Regulation;
- The description of how total amounts of the producer's product collected has been calculated in accordance with Section 8(2)(e) of the Recycling Program; and
- The description of performance for the year in relation to targets in the approved stewardship plan under Section 8(2)(b), (d) and (e) of the Recycling Regulation.

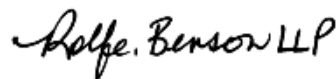
## Emphases of Matter

Without qualifying our opinion, the following should be noted regarding the information in the Annual Report:

1. The Selected Information included in Section 6 - Pollution Prevention Hierarchy and Product/Component Management for lawn tractors collected from 1 January 2023 to 31 December 2023, is based on a general understanding of the free market scrap metal collection system and management's discussions with industry representatives. This information has not been subject to further verification and as such, the information presented is subject to uncertainty.
2. The quantities of lawn tractors collected from 1 January 2023 to 31 December 2023 as reported in Section 7.2 – Product Collected is based on self-reported data from the collection facilities and has not been subject to further verification by OPEIC. As such, the information presented is subject to uncertainty.
3. The estimated total units of EOPE collected in 2023 as reported in Section 7.2 – Product Collected is calculated using only the sampling data available from the processors as the total count of units collected is unavailable. As such, the information presented is subject to a significant degree of uncertainty.
4. OPEIC does not present a recovery rate in the Annual Report. As such, the total amount of producer's product sold as presented on Table 5 – Total Units of Electric Outdoor Power Equipment Sold in BC in 2023 Fiscal Reporting Year of the Annual Report has not been included in the Selected Information.

## Other Matter

Our report has been prepared solely for the purposes of management's stewardship under the Recycling Regulation and is not intended to be and should not be used for any other purpose. Our duties in relation to this report are owed solely to OPEIC, and accordingly, we do not accept any responsibility for loss occasioned to any other party acting or refraining from acting based on this report.



CHARTERED PROFESSIONAL ACCOUNTANTS

Vancouver, Canada  
26 June 2024

**Evaluation Criteria**

**Collection facilities**

<b>Specific disclosures in the annual stewardship report from Section 4 - Collection System and Facilities for which evaluation criteria were developed</b>	
<b>Disclosure per Annual Report</b>	<b>Reference</b>
Total number of collection facilities in 2023 – 250	Table 2: Number of Collection sites by Regional District
Change in number of collection facilities in 2023 – 7 opened, 4 closed	Appendix C: Number and Location of Contracted Collection Sites
“In 2023, seven collection sites were added to the collection network, whilst four sites closed.”	

The following evaluation criteria were applied to the assessment of the location of collection facilities, and any changes in the number and location of collection facilities from the previous report in accordance with Section 8(2)(b) of the Recycling Regulation:

- Á “Collection facilities” are depots that have a signed contract with OPEIC for the collection of program materials during the reporting period 1 January – 31 December 2023, a physical location that is available to collect program material, and the staff of the facility has an adequate understanding of the program.
- Á OPEIC maintains a listing of all collection facilities for the program, including the location of the collection facility, the total of which agrees to the number of collection facilities as disclosed in the Annual Report.
- Á The change in number of collection facilities is calculated by comparing the current number of collection facilities, a sum of all the collection facilities that have a signed contract within a given reporting year and those that closed within the same reporting year, to the number of collection facilities reported in the prior reporting year.

**Pollution Prevention Hierarchy**

<b>Specific disclosures in the annual stewardship report from Section 6 - Pollution Prevention Hierarchy and Product/Component Management for which evaluation criteria were developed</b>	
<b>Disclosure per Annual Report</b>	<b>Reference</b>
“In 2023, Program Products, with the exception of electric lawn tractors collected through the Service Provider’s collection network, were processed by the Service Provider’s contracted processors. In 2023, the Service Provider contracted with three processors to process collected materials. All three processors are certified under the R2 certification program.”	
“Bulky products refer to electric lawn tractors only. In 2023, electric lawn tractors collected through the Service Provider’s network were managed as scrap metal and subject to the same expected end fate as other products with high metal content. Electric lawn tractors were combined with other metal accumulated on site and sold to larger metal recyclers who processed the majority of metal-bearing products collected in BC. Metal bearing products were shredded and the resulting material is sorted into ferrous metal, non-ferrous metal and waste material (plastics, fabrics, etc.). These materials are then shipped to smelters and formed into ingots. Ingots are then sold to manufacturers to make consumer and/or industrial goods.”	
“...with respect to electric lawn tractors collected in 2023, the end fate of embedded products (batteries) is unknown.”	

<p>“Table 4 provides a description of the downstream process for each commodity type, accounting for all Program Products, excluding lawn tractors, processed in 2023.”</p>	
<p>“Downstream Processes are based on the descriptions provided by the Recycler Qualification Office (RQO) and EPSC Electronic Recycling Standard verified Processors detailing the end disposition of product managed.”</p>	
<p><b>Material: Ferrous Steel</b> Downstream process: Production, processing, non-processing End fate: Recycle</p> <p><b>Material: Plastics</b> Downstream process: Processing End fate: Recycle</p> <p><b>Material: Aluminum</b> Downstream process: Production, processing, non-processing End fate: Recycle</p> <p><b>Material: Wire and Cables and String Lights</b> Downstream process: Refining, non-processing End fate: Recycle</p> <p><b>Material: Copper</b> Downstream process: Processing, refining End fate: Recycle</p> <p><b>Material: Glass</b> Downstream process: Production, processing, non-processing End fate: Recycle, Landfill</p> <p><b>Material: Circuit Boards</b> Downstream process: Refining End fate: Recycle</p> <p><b>Material: Refuse</b> Downstream process: Other final disposition End fate: Landfill</p> <p><b>Material: Rechargeable Batteries</b> Downstream process: Reuse, processing, non-processing End fate: Reuse, Recycle</p> <p><b>Material: Paper Based Materials</b> Downstream process: Processing End fate: Recycle</p>	<p>Table 4: Downstream Processes by Material Commodity in 2023</p>

The following evaluation criteria were applied to the assessment of how the recovered product is managed in accordance with the pollution prevention hierarchy in accordance with Section 8(2)(d) of the Recycling Regulation:

- Á OPEIC defines two streams of products included in the OPEIC Program:
  - Á Regular Products are defined as products such as chain saws, brush cutters, garden shears, tillers, ice drills and are designed to be carried by the equipment operator either on their back or in their hands and might have accessory wheels.
  - Á Bulky Products are defined as electric lawn tractors.
- Á The information on product management for electric lawn tractors during 2023, has been determined based on a general understanding of the free market collection system and management’s representations regarding conversations with industry representatives.
- Á The information on product management for regular and bulky products is based on the information in the downstream material flow documents as approved by the Recycler Qualification Office (“RQO”) and information included in the annual reports as provided by the primary processors.

**Product collected**

<b>Specific disclosures in the annual stewardship report from Section 7 - Product Sold and Collected for which evaluation criteria were developed</b>
<b>Disclosure per Annual Report</b>
“To estimate OPEIC’s net collection tonnage of Program Products collected in 2023, the Service Provider’s processors submitted monthly sampling reports of collection material processed, indicating the portion of materials that were EOPE versus the proportion of Small Appliances and Residential Light Fixtures. The program also records the total weight of collection material collected through bill of ladings (BoL’s). The proportion of material that was found to be EOPE by weight in the sampling report was applied to the total weight of the collection tonnage reported from BoL’s during each month.”
“To estimate the total number of units of EOPE collected, the Service Provider’s processor is required to conduct a piece count sampling of at least 10% of the collection containers received at the processing facility during the preceding month. This sampling process will entail identifying and documenting the quantity and weight of products contained within each collection container. The processors submit monthly sampling reports of the collection material processed, indicating the number of units of EOPE that were found in the sample each month. It would be cost-prohibitive for the processor, collection site or Service Provider to count and categorize every unit of material received across the collection network. To estimate the total number of units of EOPE collected in 2023, the number of units found in each sample was extrapolated using the proportion of bags sampled with respect to the total number of bags received per month by each processor.”
“The processors of electronic waste, like other waste processors use weight in Kgs and tonnes in their everyday business, rather than unit piece count. Counting and categorizing every unit collected would be completely disruptive to their business practices and cost-prohibitive. As the total count of units collected by the program during 2023 is unknown and the estimated total number of units of EOPE collected is based only on the sampling data available, the estimated units of EOPE collected during 2023 is subject to a significant degree of uncertainty.”
“Comparatively, the estimated weight of EOPE collected during 2023 is determined using the verified total weight of co-mingled program materials collected during 2023 and the proportion of total weight determined to be EOPE during the sampling process. Therefore, while the weight collected as reported is an estimate, it is subject to a lower degree of uncertainty.”
“An estimated 219 tonnes and 30,595 units of EOPE were collected in 2023, based on reports from the Service Provider’s contracted consolidation facilities.”
“In 2023 Collection sites accepting electric lawn tractors reported the collection of 57 units.”

The following evaluation criteria were applied to the assessment of the description of how total amounts of the producer's product collected has been calculated in accordance with Section 8(2)(e) of the Recycling Regulation:

**Product Collected:**

- Regular products and bulky products (excluding lawn tractors) are co-mingled with other end of life electronic materials during collection.
- Each shipment of co-mingled regular product collected is supported by documentation provided by the processors which indicates the total weight collected.
- The processors perform periodic sampling activities to determine the estimated percentage of program materials belonging to the program. The weights of regular and bulky products (excluding lawn tractors) related to the program are calculated by multiplying the total weight of co-mingled materials by the estimated percentage of OPEIC products.
- The processors periodic sampling activities also identify the number of co-mingled and program specific units contained in each sample. The total number of co-mingled and program specific units collected during the year are unknown. The estimated number of program units collected during the year is calculated by dividing the number of program units identified in the sampling process by the percentage of bags sampled by the processors (bags sampled divided by total bags received).
- The quantity of lawn tractors collected is determined using the information included in unit based tracking forms as self-reported by the collection sites accepting lawn tractors for the period. OPEIC does not perform further verification of the number of units as reported by the lawn tractor collection sites and as such, the amounts reported are subject to uncertainty.

**Performance targets**

<b>Specific disclosures in the annual stewardship report from Section 9 - Plan Performance for which evaluation criteria were developed</b>
---

No targets relating to Section 8(2)(b), (d) and (e) of the Recycling Regulation were presented in the 2023 Annual Report.
---

The following evaluation criteria were applied to the assessment of the description of performance for the year in relation to targets in the approved stewardship plan under Section 8(2)(b), (d) and (e) of the Recycling Regulation:

- All stewardship plan targets relating to Section 8(2)(b), (d) and (e) of the Recycling Regulation have been identified and disclosed in the Annual Report.