



Ministry of Environment  
Attention: Director, Extended Producer Responsibility Programs  
PO Box 9341, STN PROV GOVT  
Victoria, BC V8W 9M1

Via Email: [ExtendedProducerResponsibility@gov.bc.ca](mailto:ExtendedProducerResponsibility@gov.bc.ca)

June 30, 2022

Dear Director:

**Re: 2021 OPEIC Annual Report**

Pursuant to the British Columbia Recycling Regulation, 449/2004, issued under the Environmental Management Act (O.C. 995/2004), please find attached the Outdoor Power Equipment Institute of Canada's 2021 annual report for the OPEIC program for electric outdoor power equipment for the period January 1, 2021 through December 31, 2021.

Please provide confirmation of receipt. We will also be posting the report on OPEIC's website as per the Regulation.

If you have any questions regarding this report, please contact me at (703) 549-7600 or [bmartin@opei.org](mailto:bmartin@opei.org).

Yours truly,

A handwritten signature in cursive script that reads "Brandon Martin".

**Brandon Martin**  
Director of Battery and Electric Products and Industry Affairs  
Outdoor Power Equipment Institute of Canada

cc. Kristi MacMillan

# Outdoor Power Equipment Institute Canada

## Annual Report to the Director 2021

Submitted to: Director, Extended Producer Responsibility Section  
Environmental Standards Branch  
Ministry of Environment and Climate Change Strategy  
PO Box 9341, STN PROV GOVT

Submitted by: Brandon Martin  
Director of Battery and Electric Products and Industry Affairs  
Outdoor Power Equipment Institute of Canada (OPEC)  
130 Adelaide Street West, Suite 701  
Toronto, ON, M5H 2K4  
703 549 7600  
[bmartin@opei.org](mailto:bmartin@opei.org)  
[www.opeic.ca](http://www.opeic.ca)

# 1 Contents

1.	Executive Summary.....	3
2	Program Outline.....	5
3	Public Education Materials and Strategies .....	5
3.1	Website .....	5
3.2	Partnerships .....	6
3.3	Television .....	6
3.4	Events.....	6
3.5	Google Search Advertising.....	7
3.6	3.6 Google Display Ads.....	7
3.7	HGTV & Global News .....	7
3.8	Weather Channel App.....	7
3.9	Community Newsprint Ads .....	7
3.10	Marketing Materials.....	8
3.11	Consumer Awareness .....	8
4	Collection System and Facilities.....	8
4.1	Accessibility.....	10
4.2	Collection Events.....	11
5	Product Environmental Impact Reduction, Reusability and Recyclability .....	12
5.1	Product Design .....	12
5.2	Manufacturing Processes.....	12
5.3	Reuse and Repair .....	12
5.4	Recycle/Recovery.....	13
6	Pollution Prevention Hierarchy and Product / Component Management.....	13
6.1	Bulky Product Management .....	13
6.2	Battery Management.....	14
7	Products Sold and Collected and Recovery Rate .....	15
7.1	Product Reported Sold .....	15
7.2	Product Collected.....	16
7.3	Scrap Metal Sampling .....	17
7.4	Waste Composition Audits.....	17
8	Summary of Revenues and Expenditures .....	18
9	Plan Performance.....	18

Appendix A: Public Education Strategies ..... 22  
Appendix B: Estimated Weight of EOPE Collected by Each Regional District and Per Capita ..... 26  
Appendix C: Number and Location of Contracted Collection Sites ..... 27  
Appendix D: Audited Financial Statements ..... 38  
Appendix E: Third Party Assurance ..... 55

## 1. Executive Summary

The Outdoor Power Equipment Institute of Canada (OPEIC) manages an approved extended producer responsibility program (“Program”) for electric outdoor power equipment (EOPE) in British Columbia. The Program operates pursuant to the terms set out in the Outdoor Power Equipment Extended Producer Responsibility (EPR) Program for Outdoor Power Equipment (“Program Plan”) first approved by the Ministry of the Environment and Climate Change Strategy (MoECCS) on April 20, 2012. The most recent amendments to the Program Plan received Ministry approval on July 30, 2020. This report covers the period of January 1, 2021 to December 31, 2021, in accordance with the Program Plan.

Products within the plan	Electric outdoor power equipment, categorized into four groups: hand-held, walk-behind, free-standing and lawn tractors.
Program Website	<a href="http://www.opeic.ca">www.opeic.ca</a>

Regulations Provision	Topic	Summary
<b>Part 2, section 8 (2)(a)</b>	Public Education Materials and Strategies	<ul style="list-style-type: none"> <li>• Updated and maintained easy-to-use website (<a href="http://www.opeica.ca">www.opeica.ca</a>) with an up-to-date collection site locator tool.</li> <li>• Provided additional consumer support through Recycling Council of BC (RCBC) for hotline, website, and Recyclepedia services.</li> <li>• Continued membership with the Stewardship Agencies of BC (SABC).</li> <li>• Continued participation in the First Nations Recycling Initiative.</li> <li>• OPEIC was promoted at the Service Provider’s (CESA) collection events.</li> <li>• Ran Google search advertising campaign targeting users performing Google searches.</li> <li>• Conducted Google display advertising campaign, targeting BC residents who show interest in EOPE or related topics.</li> <li>• Distributed OPEIC promotional materials on request.</li> <li>• Achieved 63% awareness level amongst consumers (2020).</li> </ul>
<b>Part 2, section 8(2)(b)</b>	Collection System and Facilities	<ul style="list-style-type: none"> <li>• OPEIC products were collected through network of 248 collection sites contracted by the Canadian Electrical Stewardship Association (CESA).</li> <li>• Consumers could drop off their broken or unwanted EOPE at collection sites at no charge.</li> <li>• As of December 31, 2021, 234 contracted collection sites collected Regular Products<sup>1</sup>.</li> <li>• For Regular Products, maintained an accessibility rate, as defined by the SABC Standard, of, or in excess of 99.5%.</li> </ul>

<sup>1</sup> See Definition of Regular Products in [Section 4: Collection System and Facilities](#)

Regulations Provision	Topic	Summary
		<ul style="list-style-type: none"> <li>As of December 31, 2021, 234 contracted collection sites collected Bulky Products<sup>2</sup>.</li> <li>As of December 31, 2021, 103 contracted collection sites collected Lawn Tractors of which 14 sites collected Lawn Tractors only.</li> <li>33 collection events were held between January 1 and December 31, 2021. All Program Products<sup>3</sup> were accepted at these events.</li> </ul>
<b>Part 2, section 8(2)(c)</b>	Product Environmental Impact Reduction, Reusability and Recyclability	<ul style="list-style-type: none"> <li>Producers maximized the use of materials that can be recycled and reused.</li> <li>Producers optimized product design to reduce the materials used, reducing product weight, material content, and product volume.</li> <li>Supply chain initiatives included the use of returnable-reusable packaging for components from suppliers.</li> <li>Producers seek to reduce water consumption through improved processes. Initiatives include treatment and reuse of process waste to reduce overall needs.</li> <li>There is an established market for the resale and reuse of EOPE.</li> </ul>
<b>Part 2, section 8(2)(d)</b>	Pollution Prevention Hierarchy and Product / Component Management	<ul style="list-style-type: none"> <li>EOPE was collected in the same containers as CESA products and fixtures for the BC Lights recycling program.</li> <li>Combined products were sent to four consolidation points across the province and then onwards to three recyclers.</li> <li>All three recyclers are certified under the R2 certification program Metals and plastics are the primary commodities recovered from EOPE.</li> <li>The Program accepted all batteries recycled with Program Products.</li> <li>Processors removed batteries from Regular Products and sent them to an RQO approved battery recycler.</li> <li>Processors were certified under the R2 certification program.</li> </ul>
<b>Part 2, section 8(2)(e)</b>	Product Sold and Collected and Recovery Rate	<ul style="list-style-type: none"> <li>Program participants reported 342,053 units of EOPE were sold between December 1, 2020, and November 30, 2021.</li> <li>An estimated 280 tonnes of Regular and Bulky EOPE was collected between January 1 and December 31, 2021 in British Columbia.</li> <li>An estimated 1,519 Bulky Products were reportedly collected between January 1 and December 31, 2021.</li> <li>SABC members (including OPEIC) participated in waste composition audits in the Regional District of Central Okanagan and the Regional District of Okanagan-Similkameen</li> </ul>

<sup>2</sup> See Definition of Bulky Products in [Section 4: Collection System and Facilities](#)

<sup>3</sup> Program Products are obligated products set out in section 4 of the Program Plan. A list of all Program Products can be found on [www.opec.ca/how-it-works](http://www.opec.ca/how-it-works).

Regulations Provision	Topic	Summary
<b>Part 2, section 8(2)(f)</b>	Summary of Revenues and Expenditures	<ul style="list-style-type: none"> <li>• The Program management costs are funded by environmental handling (EHF) applied to the sales of EOPE in or into BC.</li> <li>• See Appendix D for the independent financial audit for the financial reporting year.</li> </ul>

## 2 Program Outline

EOPE is included in Article 2(1) of Schedule 3 of the Regulation (“Electronic and Electrical Product Category”) and includes items such as electric snow blowers, electric lawnmowers, and electric gardening tools. The Program categorizes designated products into four groups of EOPE for the purpose of applying environmental handling fees: hand-held, walk-behind, free-standing, and lawn tractors.

OPEIC is a Canadian non-profit organization federally-incorporated under Part 2 of the *Canada Not-for-Profit Corporations Act*, formed as the legal entity to govern the Program. As of December 2021, the Program had 42 participants representing the majority of the EOPE market in British Columbia. Participants included manufacturers, distributors, and dealers. Product Care Association of Canada (“Product Care”) continued to be engaged as Program Manager by OPEIC in 2021.

OPEIC contracts with the Canadian Electrical Stewardship Association (CESA) (“the Service Provider”) to utilize its network of collection sites. These collection sites provide convenient drop-off locations throughout the province, including retailers, local government sites, private recycling sites, and recycling depots. Consumers can drop off their EOPE at any of the service provider’s collection sites without charge. Details regarding the collection network can be found in Section 4 Collection System and Facilities of this report.

OPEIC’s website ([www.opec.ca](http://www.opec.ca)) offers an up-to-date collection site locator providing listings of the current collection sites. The website also outlines OPEIC’s policies for participants and program information for consumers.

## 3 Public Education Materials and Strategies

The Program pursued an ongoing engagement strategy with consumers, collection sites, municipalities, and retailers in 2021. The following is a summary of the public education and promotion strategies executed during the reporting year.

### 3.1 Website

OPEIC’s dedicated Program website includes the following content:

- Collection site locator (a map displaying locations of all OPEIC collection sites – See Appendix A)
- Hours of operations and addresses for all collection sites
- Details of products accepted and not accepted by the Program
- Other program information (e.g., environmental handling fees, program news, program

- history, etc.)
- Contact information, including email address (info@opeic.ca) and a toll-free consumer inquiry phone number (1-877-592-2972 ext. 226)
- A list of frequently asked questions to address stakeholder inquiries

OPEIC.ca saw 27,951 unique visitors and 49,889 page views in 2021. New visitors were the largest category of OPEIC website users in 2021 (84%), suggesting that consumers are continuing to learn about the Program and are exploring recycling options for EOPE.

## 3.2 Partnerships

OPEIC continued to contract with the Recycling Council of BC (“RCBC”) to provide consumer support through RCBC’s phone hotline (604-RECYCLE) and the free Recyclepedia smartphone app. RCBC is a trusted public information resource that consumers use to learn about the recycling options available in their communities. Between January 1, 2021, and December 31, 2021, RCBC collectively answered 1,560 phone, email, and smartphone app inquiries with regard to products included in the OPEIC Program.

OPEIC also continued its participation in the Stewardship Association of British Columbia (“SABC”), a consortium of EPR programs in the Province connected by a mandate to simplify recycling for the public. BCRecycles.ca – SABC’s consumer-oriented website – is a one-stop-shop resource for detailed information on materials that can be recycled in British Columbia. BCRecycles.ca includes a comprehensive recycling locator tool, a downloadable recycling handbook, and contact information for the OPEIC Program.

OPEIC also continued to participate in the First Nations Recycling Initiative (FNRI). The initiative is supported by nine EPR programs seeking to engage with indigenous communities who are interested in starting recycling programs in their communities. A First Nations Field Service Specialist is dedicated to raising awareness of the initiative, offering resources to support recycling, and organizing community collection events in indigenous communities. In 2021, FNRI engaged with 13 indigenous communities across 9 different regional districts meeting with public works managers, band administrators, chiefs, and councils. As well, FNRI collaborates with Indigenous Services Canada (ISC) and the Indigenous Zero Waste Technical Advisory Group (IZWTAG) to collectively increase recycling accessibility for indigenous communities across the province. FNRI represented OPEIC in quarterly meetings with both groups and plans to continue to build strong partnerships moving forward.

## 3.3 Television

A 10-second television spot ran on CBC prime placement from July to October. To increase the frequency of messaging, a 7-second static in-program tile ad supported the campaign on BC1. An estimated 3 million viewers were reached during the campaign.

## 3.4 Events

Between January 1 and December 31, 2021, OPEIC partnered with the Canadian Electrical Stewardship Association (CESA) to attend 14 in-person collection events and 19 remote collection events across six regional districts. OPEIC partnered with CESA on event promotions and OPEIC’s program products were



featured in CESA social media promotions. OPEIC brochures were distributed, and dedicated program signage displayed at in-person collection events.

The number of collection events was reduced in 2021 due to the COVID-19 Pandemic. Some collection events typically hosted by CESA and OPEIC in previous years were not able to take place due to provincial restrictions on public events and gatherings throughout the year.

### 3.5 Google Search Advertising

OPEIC conducted a Google search advertising campaign between January and December 2021 targeting users performing Google searches for keywords related to EOPE, OPEIC, and recycling. Ads targeted the entire province of British Columbia, generating a total of 15,047 impressions and 1,217 clicks through to OPEIC.ca. See Appendix A for details.

### 3.6 Google Display Ads

OPEIC conducted a Google display advertising campaign targeting the entire province of British Columbia during 2021. The campaign was further targeted to primarily reach residents who showed an interest in EOPE or related topics, such as landscaping equipment, home improvement, and the environment. Collectively display ads generated more than 11 million impressions and 20,784 clicks through to OPEIC.ca. See Appendix A for details.

### 3.7 HGTV & Global News

Display ads ran on HGTV.ca and globalnews.ca from July to October delivering more than one million impressions and driving 919 users to OPEIC's website.

### 3.8 Weather Channel App

From July to October, OPEIC ads were shown on mobile devices on Canada's top weather mobile app creating a reach and top-of-mind awareness amongst British Columbians. More than 880,000 viewers were reached and 1,900 users clicked through to OPEIC's website.

### 3.9 Community Newspaper Ads

Print ads were placed during July, August and September in the following publications:

- Victoria News
- Goldstream News Gazette
- Oak Bay News
- Peninsula News Mirror
- Saanich News Mirror
- Sook News Mirror
- Creston Valley Advance
- Kelowna Capital News
- Prince George Citizen

- Kamloops This Week

### 3.10 Marketing Materials

OPEIC promotional materials, such as rack cards, were distributed to Program stakeholders on request. All stakeholders were able to re-order promotional materials free of charge by emailing or phoning OPEIC. Digital files of Program rack cards and FAQ sheets were also made available online to download free of charge.

### 3.11 Consumer Awareness

The Program's communication objectives include increasing consumer awareness levels year-over-year beyond 2017 (29%) with the goal of achieving 70% awareness amongst consumers of EOPE within 5 years. In 2020, the SABC conducted a survey to determine the awareness amongst British Columbians about recycling stewarded products. The survey was conducted by an independent third-party survey company between September 8-14, 2020 using an online survey technique. With regard to EOPE, 710 British Columbians were asked "as far as you are aware, can the following be recycled or safely disposed of in BC when they are no longer wanted?" to which 63% responded positively. The next consumer awareness survey is scheduled for fall 2022.

## 4 Collection System and Facilities

OPEIC contracts with the Service Provider to collect EOPE through the Service Provider's network of collection sites. The Service Provider's collection network provides year-round recycling options for consumers seeking to return their broken or unwanted EOPE at no charge. It has been developed in collaboration with existing collection networks, and other EPR programs wherever feasible to enhance program performance and to develop easy-to-access collection sites. It operates in collaboration with third-party business owners who operate independent collection sites, as well as municipalities and retail stores. The collection system is further supported by the use of one-day collection events and direct pick-up from large volume generators.

The Service Provider does not directly own or manage any collection sites, but contracts with organizations that can provide collection services. Collection sites include any location that accepts "Program Products"<sup>4</sup> including, but not limited to, private drop-off centers, local government sites, service organizations, and return-to-retail. Regardless of the type of collection site, there is no charge to the consumer to drop off Program Products.

Program Products have historically been categorized into two major groups for the purposes of collections: "Regular" and "Bulky". "Regular" products include products such as chain saws, brush cutters, garden shears, tillers, ice drills and designed to be carried by the equipment operator either on their back or in their hands and might have one accessory wheel. "Bulky" products include products that had two wheels or more, such as lawnmowers, snowblowers, pressure washers with wheels, and cultivators.

---

<sup>4</sup> Program Products are defined in section 4 of the OPEIC Extended Producer Responsibility Program Plan to include electric outdoor power equipment that are battery-powered or electric powered. See the Program Plan or [www.opeic.ca](http://www.opeic.ca) for a full list of accepted products.

Prior to June 30, 2021, Regular items were collected in megabags along with CESA products. Bulky items were collected separately on pallets at designated sites that accepted larger items. Effective June 30, 2021, all Program Products, both Regular and Bulky, with the exception of large electric lawn tractors, were collected in the same collection container.<sup>5</sup>

As of December 31, 2021, the Service Provider’s collection network consisted of 248 collection sites, of which 234 accepted Regular and Bulky products and the remaining 14 accepted Lawn Tractors only. Of the 234 sites that accepted Regular and Bulky products, 89 also accepted electric lawn tractors, resulting in a total of 103 collection sites that accepted electric lawn tractors. The Program’s website provides a depot finder tool where consumers can find the nearest collection site that accepts Regular and/or Bulky Products.

Of the 248 contracted collection sites, 232 were advertised. Advertised collection sites accept public drop-off of Program Products and are listed on the OPEIC depot locator. Unadvertised sites, which include large volume generators who may operate in the commercial or institutional (ICI) sector, municipal facilities, and landfills, do not allow public drop-off and may have limited collection space available. The Service Provider offers direct pick-up of designated OPEIC products as a part of the unadvertised service. Table 1 lists the number of collection sites by regional district, including those that accept Regular Products, Bulky Products, advertised and unadvertised sites.

**Table 1: Number of Collection sites by Regional District**

Regional District	Number of Collection Sites by Regional District			Total
	Regular and Bulky	Regular and Bulky and Lawn Tractors	Lawn Tractors Only	
<b>Alberni Clayoquot</b>	1	1	1	3
<b>Bulkley Nechako</b>	3	3	0	6
<b>Capital Regional District</b>	13	8	0	21
<b>Cariboo</b>	1	3	0	4
<b>Central Coast</b>	1	2	0	3
<b>Central Kootenay</b>	3	0	0	3
<b>Central Okanagan</b>	2	5	0	7
<b>Columbia Shuswap</b>	4	6	5	15
<b>Comox Valley</b>	3	3	0	6
<b>Cowichan Valley</b>	3	6	0	9
<b>East Kootenay</b>	2	3	6	11
<b>Fraser Fort George</b>	2	2	0	4
<b>Fraser Valley</b>	6	4	0	10
<b>Kitimat Stikine</b>	7	0	0	7
<b>Kootenay Boundary</b>	2	0	1	3
<b>Metro Vancouver</b>	50	19	0	69
<b>Mt. Waddington</b>	1	4	0	5

<sup>5</sup> For the purposes of this annual report, reference to Bulky products implies all Bulky products, with the exception of electric lawn tractors, unless otherwise indicated.

Regional District	Number of Collection Sites by Regional District			Total
	Regular and Bulky	Regular and Bulky and Lawn Tractors	Lawn Tractors Only	
<b>Nanaimo Regional District</b>	0	4	0	4
<b>North Coast</b>	2	2	0	4
<b>North Okanagan</b>	3	3	0	6
<b>Northern Rockies</b>	1	0	0	1
<b>Okanagan Similkameen</b>	6	2	0	8
<b>Peace River</b>	3	1	0	4
<b>qathet</b>	2	0	1	3
<b>Squamish Lillooet</b>	4	2	0	6
<b>Strathcona</b>	2	3	0	5
<b>Sunshine Coast</b>	2	1	0	3
<b>Thompson Nicola</b>	16	2	0	18
<b>Totals</b>	<b>145</b>	<b>89</b>	<b>14</b>	<b>248</b>

See Appendix C for a detailed list of all of the collection sites in the Service Provider’s collection network as of December 31, 2021.

#### 4.1 Accessibility

The OPEIC Program provides British Columbians with reasonable access to recycling services for EOPE. The Program Plan sets out the following commitments with regard to accessibility:

- Maintain a minimum 99.5% accessibility rate for Regular products in accordance with the SABC Accessibility Standard.
- Maintain a minimum of 81 collection sites that accept Bulky products.
- For both Regular and Bulky products, provide service to gap<sup>6</sup> areas that do not have a permanent collection site in a timely manner and a manner appropriate to the context determined by OPEIC. Specifically, OPEIC will commit to holding a minimum of one advertised collection event a year in gap areas for each of Regular and Bulky products, as applicable.<sup>7</sup>
- Report out annually on government requests for access to collection services for Bulky products and continue to work with regional districts to address any gaps identified with regard to consumer access to bulky product collections. Advertise these options in affected communities using appropriate channels, as requested.

The Program measures consumer access to permanent collection sites in accordance with the accessibility standard established by the SABC. SABC defines reasonable access as a 30 minute drive or less to a collection site in urban areas with a population of 4,000 or more and a 45 minute drive or less in rural

<sup>6</sup> A population center that meets the SABC Accessibility Standard and does not have a permanent collection site for Program Products is considered a “gap area”.

<sup>7</sup> Per Ministry of Environment & Climate Change Strategy, Approval letter to OPEIC Extended Producer Responsibility Program Plan (July 30, 2020).

areas with a population of 4,000 or more. The accessibility standard is viewed as the minimum standard and the Program works to exceed this standard.

Accessibility levels were calculated in 2019 by an independent third party using Geographic Information System (GIS) analysis, 2016 Statistics Canada Census Data and road networks. Each population category (urban, rural, <4,000) was divided into Census dissemination blocks. Drive-time distance and speed from each dissemination block were applied to the closest collection location based on road types and/or urban/rural milieus. Once a collection location was identified, the 30-minute or 45-minute drive time distance threshold was applied to determine the level of access.

The 2019 accessibility study found that 99.5% of British Columbians in communities with populations greater than 4,000 had access to a permanent collection site within the required driving time.

Since the 2019 study, a net total of 35 contracted collection sites were added to the network across nine different regional districts, while eight collection sites closed permanently. Seven of the eight sites that closed were in areas serviced by other collection sites, one site closed in an area which was not serviced by another collection site, whilst efforts continue to find a replacement permanent collection site in this community, for 2021, service was provided through a collection event. See Appendix C for a list of collection sites that opened and closed in 2021. Overall, there has been a net increase of 27 in the number of collection sites since the study was completed in 2019, suggesting that the Program’s accessibility level remains at or exceeds 99.5%.

OPEIC received no requests from local governments in 2021 for collection of Bulky products.

## 4.2 Collection Events

The collection system is further supported by the use of one-day collection events. From January 1, 2021 to December 31, 2021, 33 collection events were held. Table 2 lists the number of collection events by regional district.

**Table 2: Collection events held by Regional District**

Regional District	# of Collection Events
qathet	1
Metro Vancouver	19
Comox Valley	4
Fraser Valley	3
Central Kootenay	4
East Kootenay	1
Fraser Fort-George	1
<b>Total</b>	<b>33</b>

Product volumes collected at collection events are included in the overall collection tonnages reported in section [7.2 \(Product Sold and Collected\)](#).

## 5 Product Environmental Impact Reduction, Reusability and Recyclability

Manufacturers continue to produce products that focus on sustainable environmental impacts while keeping end of life processing in mind for recycling or reusability. As the foundation of communities, manufacturers continue to make substantial investments over time to minimize their environmental footprint by increasing energy efficiency, saving, and recycling water, improving product life-cycle assessments and implementing initiatives to reduce pollution and waste.

### 5.1 Product Design

Product design influences the durability and reliability of products, which has a direct impact on the life of a product and end-of-life management options. Producers optimize product design to reduce the materials used, and the sustainability of products. Specifically, producers conduct analyses on the use of plastics and other materials in the design and manufacture of EOPE; maximizing the use of materials that can be recycled and reused. Producers also work to reduce the environmental impact associated with product packaging waste. For instance, producers are reducing the quantities of PVC used in packaging by substituting alternative recyclable solutions, such as cardboard. Trends also include the reduction in packaging weight and volume, more efficient use of packaging materials, the use of recycled content and recyclable materials.

### 5.2 Manufacturing Processes

Producers are reducing air emissions, increasing energy efficiency, reducing and recycling water, limiting waste and producing safe products and solutions so others in the economy can do the same. These include the collection, recycling, and reuse of remnant ferrous and non-ferrous metals that result from the manufacture of components. Other waste materials, including plastic, corrugated and paper materials can be recovered and recycled during the manufacturing process for productive uses. The use of recycled plastics in the manufacturing of EOPE is limited because of standards on specific material and performance characteristics required of these products, such as flame retardants, impact resistance, electrical conductivity, or extreme temperature capabilities. In these instances, a specially formulated plastic resin is essential to the product's performance. In Canada and the US, EOPE products are tested and certified to safety standards, such as, Canadian Standards Association (CSA), International Electrotechnical Commission (IEC), and other national standard development organizations, such as Underwriters Laboratories (UL). As part of these certification processes, follow-up on-site visits are conducted that include verification of the actual virgin resin against the original certification. The use of recycled plastics in these instances is not possible because of the variability in its composition and properties. Supply chain initiatives include the use of returnable/reusable packaging for components from suppliers. Suppliers are encouraged to locate support operations in close proximity to manufacturing operations, thereby reducing transportation-related energy use in the delivery of components. Producers seek to reduce water consumption in water-dependent manufacturing processes through improved process efficiencies. Initiatives include the treatment and reuse of process water to reduce total needs.

### 5.3 Reuse and Repair

The reuse market for EOPE is very well developed. Valuable EOPE products that are not at the end of their functional life are not expected to be dropped off at collection sites or collection events because they

have residual value. The market facilitates the repair and reuse of EOPE products through a variety of channels, including re-selling websites (e.g., Craigslist and garage sales), charitable organizations (e.g., Salvation Army or local product dealerships) and trade-ins on new product purchases. The Program recognizes that there is a robust and effective reuse system already in place outside the parameters of the Program and hence will focus on the collection and recycling of the end-of-life EOPE.

#### 5.4 Recycle/Recovery

The OPEIC Program strives to ensure that all materials collected are managed using the highest option on the pollution prevention hierarchy as set out under subsections 5(3) (d-g) of the Regulation, where economically feasible and viable. Through the partnership with CESA, material is sent to processors who are contracted with CESA directly.

## 6 Pollution Prevention Hierarchy and Product / Component Management

OPEIC strives to manage collected materials in accordance with the pollution prevention hierarchy set out under Section 8(2)(d) of the Recycling Regulation. These end-of-life products are shipped to processors that break them down into component parts to be recycled and/or recovered.

In 2021, Regular products collected through the Service Provider's collection network were processed by the service provider's contracted processors. In 2021, the Service Provider contracted with three processors to process collected materials. All three processors are certified under the R2 certification program. Under this certification, they are required to conform to the Electronics Product Stewardship Canada (EPSC) Electronic Recycling Standard, the industry standard for like-products (e.g., electrical, electronics and battery operated.) The EPSC Electronic Recycling Standard defines the minimum requirements for handling end-of-life electronics and contains mandatory environmental, occupational health and safety, and material handling required. The downstream material flows are audited annually by the Recycler Qualification Office (RQO), an independent third-party auditor, and are based on information from the RQO-approved materials and processor documents.

### 6.1 Bulky Product Management

During the same period, Bulky products collected through the Service Provider's network were managed as scrap metal and subject to the same expected end fate as other products with high metal content. Bulky products were combined with other metal accumulated on site, sold to a larger metal recyclers who processed the majority of metal bearing products collected in BC. Metal bearing products were shredded, and the resulting material sorted into ferrous metal, non ferrous metal and waste material (plastics, fabrics, etc.). According to the information provided by the metal processors, the shredders successfully pull out approximately 99% of the metal. These materials are then shipped to smelters and formed into ingots. Ingots are then sold to manufactures to make consumer and/or industrial goods.

As part of the Ministry's Approval Letter (July 30, 2020), OPEIC is required to utilize collection sites and services that ensure batteries in Bulky products are properly managed and handled in accordance with all applicable legal requirements by July 1, 2021. As detailed in section 4 above, effective June 30, 2021, the Program redirected the collection of Bulky products (with the exception of electric lawn tractors) away

from the Service Provider's Bulky collection network, and to the Service Provider's collection stream for Regular products. Management of Bulky Products through the Regular Product stream ensures batteries are managed properly, as the processors for Regular Products comply with the Recycling Standard and are certified under the R2 certification process.

Given their size, electric lawn tractors continued to be managed through the Service Provider's Bulky collection network and subject to the same expected end fate as other products with high metal content. Further details can be found in Section 6.2 Battery Management. It is worth noting that, electric lawn tractors only contribute 0.112% of EOPE units sold into the BC market.

## 6.2 Battery Management

As noted, the Program accepts all batteries recycled with Program Products. In accordance with the requirements set out in the EPSC Electronics Recycling Standard, the Service Provider's primary processors remove batteries from Regular Products and send them to an approved downstream processor where base materials are extracted and commodified (see Table 3 above).

With regard to Bulky Products collected between January 1, 2021 and June 30, 2021, and Lawn Tractors collected in 2021 a representative sample of scrap metal collectors confirmed that batteries were removed from products diligently, in part due to the potential fire hazard, including batteries that are designed not to be removed by the user. A majority of regional district operators collecting EOPE also had battery management operations in place. Generally, batteries were removed prior to the product being bailed and shredded and managed separately. In addition, Canadian Association of Recycling Industries (CARI) members are required to comply with all environmental requirements, ensuring that batteries are managed in a responsible manner. Metal recycling facilities make their own business decision as to whom they contract with to recover and process batteries. Facilities consider this information to be private and do not disclose it to OPEIC. Consequently, with respect to Bulky Products collected in between January 1, 2021 and June 30, 2021, and Lawn Tractors collected in 2021, the end fate of embedded products is unknown.

Effective June 30, 2021, Bulky products, including any associated batteries, were managed in the same manner as Regular products detailed above, ensuring that associated batteries were managed according to the same requirements as those extracted from Regular products. This improvement in the management of Bulky products makes it unnecessary to address the commitment originally set out in the Program Plan to engage in dialogue with the private metal recycling industry to ensure the appropriate management of batteries.

Table 3 provides a description of the downstream process for each commodity type, accounting for all Regular items processed in 2021 and Bulky items processed between June 30, 2021 and December 31, 2021. Materials are reported out by commodity only, and not by product type or component. Due to the complexity of the disassembly process, it is difficult for commodities to be completely segregated for measurement purposes.



**Table 3: Downstream Processes by Material Commodity in 2021**

Material Commodity	Reuse	Recycle	Recovery	Landfill	Downstream Process <sup>8</sup>
<b>Ferrous Steel</b>		X			Production, Processing, Non-processing
<b>Plastics</b>		X			Processing
<b>Aluminum</b>		X			Production, Processing, Non-processing
<b>Wire and Cables and String Lights</b>		X			Refining, Non-Processing
<b>Copper</b>		X			Processing, Refining
<b>Glass</b>		X			Processing, Non-Processing
<b>Circuit Boards</b>		X			Refining
<b>Refuse</b>			X	X	Other Final disposition
<b>Rechargeable Batteries</b>	X	X			Reuse, Processing, Refining and Non -Processing
<b>Paper Based Materials</b>		X			Processing

## 7 Products Sold and Collected and Recovery Rate

### 7.1 Product Reported Sold

OPEIC participants reported 342,053 units of EOPE were sold in BC during the fiscal reporting year from December 1, 2020, to November 30, 2021.<sup>9</sup> (See Table 4 for a breakdown of units sold by product category.)

**Table 4: Total Units of Electric Outdoor Power Equipment Sold in BC in 2021 Fiscal Reporting Year**

EOPE Category	Total Units Sold
Handheld EOPE	223,443
Walk-behind EOPE	64,019
Free-Standing EOPE	54,525
Lawn Tractors	66
<b>Total</b>	<b>342,053</b>

<sup>8</sup> Downstream Processes are based on the descriptions provided by the Recycler Qualification Office (RQO) and EPSC Electronic Recycling Standard verified Processors detailing the end disposition of product managed.

<sup>9</sup> In 2017, OPEIC changed its accounting policy for the recognition of revenue from Environmental Handling Fees (EHFs). In previous periods, OPEIC had recognized revenues from EHFs in the period that the related program materials were sold by the member. As of 2017, OPEIC decided to recognize revenue from EHFs at the end of the month following the reporting period that the program materials were sold by the member. Management believes that the new policy is preferable because it better reflects the requirements of OPEIC's membership agreements, which defines the members' obligations under the various programs. Accordingly, in order to align non-financial reporting of units sold with OPEIC's financial revenues, the units sold reported for 2020 reflect units sold between December 2019 and November 2020.

## 7.2 Product Collected

OPEIC's Program Plan sets out the following reporting commitments:

- The estimated weight of Regular Product collected;
- The estimated weight of Regular products collected by regional district;
- The estimated weight of Regular products collected per capita by regional district; and
- Number of units of bulky items collected.

However, with the improvements in how the program collects and manages Bulky products, it is now possible to report total weights for all Program Product collected, excluding electric lawn tractors. Consequently, the Program is enhancing the reporting commitments set out in the Program Plan by reporting the following for 2021:

- The estimated weight of Program Product collected
- The estimated weight of Program Product collected by regional district; and
- The estimated weight of Program Product collected per capita by regional district

Given the changes to OPEIC's collection network occurred halfway through 2021, reporting on all three metrics for the current reporting year include:

- Combined estimated weight of
  - Regular product collected in 2021
  - Bulky product collected between June 30, 2021, and December 31, 2021 only
- Units of Bulky product collected between January 1, 2021, and June 30, 2021
- Units of Electric lawn tractors collected in 2021

To determine OPEIC's net tonnage in 2021, the Service Provider's processors submitted monthly sampling reports of collection material processed, indicating the portion of materials that were EOPE. Data from the sampling reports was extrapolated to estimate the total amount of EOPE collected in each month. The proportion was applied to the weight of the total tonnage collected during that month. An estimated 280 tonnes of Regular & Bulky EOPE was collected in 2021, based on reports provided by the Service Provider's contracted consolidation facilities. Due to the changes in the collection infrastructure in 2020, year-over-year comparison of weights collected are not provided for 2020-2021.

See Appendix B for a breakdown of the estimated weight of Regular & Bulky products collected by regional district, and per capita by regional district in 2021.

Between January 1, 2021 and June 30, 2021 Bulky products and Electric Lawn Tractors were collected at the Service Providers' collection sites that accepted Bulky products. The Service Provider provided OPEIC with self-reported unit-based tracking forms submitted to the Service Provider by collection sites, identifying the number of units of Bulky products collected. Tracking forms are not subject to further verification and may be subject to uncertainty. Between June 30, 2021 and December 31, 2021, Bulky products were collected at all of the Service Providers' collection sites and weights were included in the sampling process detailed above.

Between January 1, 2021 and June 30, 2021, collection sites accepting Bulky Products and Electric Lawn Tractors reported 1,483 units of Bulky Products collected. Between July 1, 2021 and 31 December, 2021, as Bulky Products were included in the sampling process alongside Regular products, unit counts were not conducted on Bulky products. However, collection sites accepting electric lawn tractors reported the

collection of 36 units, evidencing the successful migration of the collection of Bulky products to the Service Provider’s collection network for Regular products.

### 7.3 Scrap Metal Sampling

In the program plan, the program commits to conducting sampling at scrap metal facilities to determine the amount of EOPE managed by the private scrap metal recycling industry in BC. With the transition to the collection of all Regular and Bulky program product through the Service Provider’s network, and the information on weights and units this affords the program, there is no longer a need to conduct sampling studies with the private scrap metal recycling industry. Therefore, the Program did not undertake sampling in 2021.

### 7.4 Waste Composition Audits

Every year, waste composition audits are conducted by select local and regional governments with the participation of SABC members, including OPEIC. The purpose of the audits is to identify whether Program Products are entering landfills. In its program plan, OPEIC commits to participate in all waste composition studies undertaken by SABC and report out on the number of audits conducted, their location, the kilograms of Program Product identified per audit per capita, as well as the total weight of all batteries under 5kg found in each audit. In 2021, SABC members participated in two waste composition audits in Central Okanagan (the Glenmore Landfill) and Okanagan-Similkameen (the Campbell Mountain Landfill). Findings of each audit are detailed in Table 5.

**Table 5: Waste Composition Audit Findings**

Regional District	Program Product Identified Per Capita (Kg)	Total weight of all batteries < 5kg found per waste audit conducted (Kg)
Central Okanagan	0.0	174.3
Okanagan-Similkameen	0.0	38.5

## 8 Summary of Revenues and Expenditures

A summary of Program revenues and expenditures is provided in OPEIC’s audited financial statements found in Appendix D

The Program is funded through environmental handling fees (EHFs), which are remitted to OPEIC by Program participants based on unit sales of new EOPE in or into British Columbia. EHF rates are set by OPEIC in consultation with the industry and retailers. In some cases, retailers recover the EHFs from the consumer as a separate fee. Program revenues are applied to the management cost of the Program including education, outreach, and administration. Table 6 provides the EHFs applied to sales in 2021.

**Table 6: OPEIC Environmental Handling Fees (EHFs)**

Product Category	2021 EHF Per Unit
Handheld EOPE	\$2.00
Walk-behind EOPE	\$8.00
Free-standing EOPE	\$4.50
Lawn Tractors	\$16.00

## 9 Plan Performance

OPEIC assesses the performance of the Program with both qualitative and quantitative measures in response to the performance targets and commitments outlined in the approved Program Plan. Table 7 summarizes the Program’s performance against its targets and commitments as set out in the Program Plan.

**Table 7: Program Commitment and Targets**

Program Area	Target/Commitment	2021 Performance	Strategies for Improvement
<b>Consumer Awareness</b>	Percent of residential consumers of EOPE that are aware that EOPE can be recycled. Target of 35% in 2022 and 70% in 2024.	63% (2020). No consumer awareness survey was conducted in 2021.	NA
	Residential consumer awareness survey – Conduct every two (2) years from 2020.	Survey conducted in 2020	
	Report annually on the number of program website visits.	27,951 unique visitors and 49,889 page views	

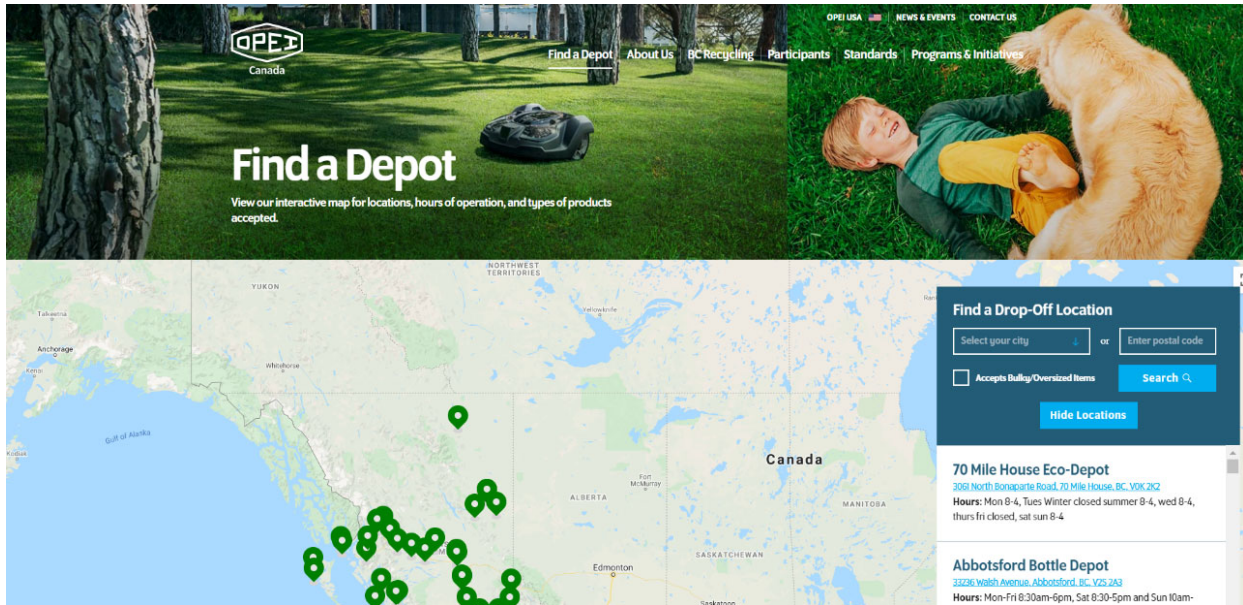
Program Area	Target/Commitment	2021 Performance	Strategies for Improvement
	Report annually on the number of RCBC Recyclepedia website visits and hotline calls.	1,560 phone, email, and smartphone app inquiries	
<b>Collection Sites</b>	Report annually by collection site type (Regular and/or Bulky Products), provide list of sites with locations and identify changes from previous year.	Regular and Bulky sites = 234 Sites accepting electric lawn tractors only = 14 Total number of sites = 248 See Appendix C for a list of all sites with locations and network changes.	
	Report annually the number of contracted regular and bulky collection sites by regional district.	See Table 1	
	Report annually the number of collection events by regional district.	See Table 2	
<b>Collections</b>	Estimated weight of Regular and Bulky products collected.	280 tonnes	
	Estimated weight of Regular and Bulky products collected by regional district.	See Appendix B	
	Estimated weight of Regular and Bulky products collected per capita by regional district.	See Appendix B	
	Number of units of Bulky items collected. Free standing & Lawn Tractors (Jan 1 – Jun 30, 2021 only) + Lawn Tractors (June 30, 2021 – December 30, 2021)	1,519 items	
<b>Waste Composition Audits</b>	Participation in all waste composition studies committed to by SABC.	OPEIC participated in the two (2) SABC waste composition studies. See <a href="#">7.5 Waste Composition Audits</a>	
	Number and location of waste audits conducted – Report Annually.	Two (2) waste composition audits: Regional District of Central Okanagan,	

Program Area	Target/Commitment	2021 Performance	Strategies for Improvement
		Regional District of Okanagan-Similkameen).	
	Kilograms per capita of Program Product identified during waste audits – Report Annually.	Central Okanagan: 0.0 kg/capita  Okanagan-Similkameen: 0.0 kg/capita	
	Total weight of batteries found per waste audit conducted.	Central Okanagan: 174.3 kg  Okanagan-Similkameen: 38.5 kg	
<b>Accessibility</b>	Maintain an accessibility rate of 99.5% for Regular Products.	99.5% (2019 study) No accessibility study was performed in 2021. There was a net increase of 27 collection sites in the service provider’s network between the date of the last survey and 2021. Therefore, it is assumed that OPEIC maintained an accessibility rate of 99.5% or greater for Regular Products in 2021.	
	Maintain the number of bulky collection sites as of December 31, 2019 (81).	As of December 31, 2021, the Service Provider had 234 collection sites that accepted Bulky Products.	
	Report out annually on government requests for bulky access and continue to work with regional districts to address any gaps identified with regard to consumer access to bulky product collections. Advertise these options in affected communities using	There were no requests for bulky access from regional districts in 2021.	Participated in a collection event in Creston to provide service to that community.

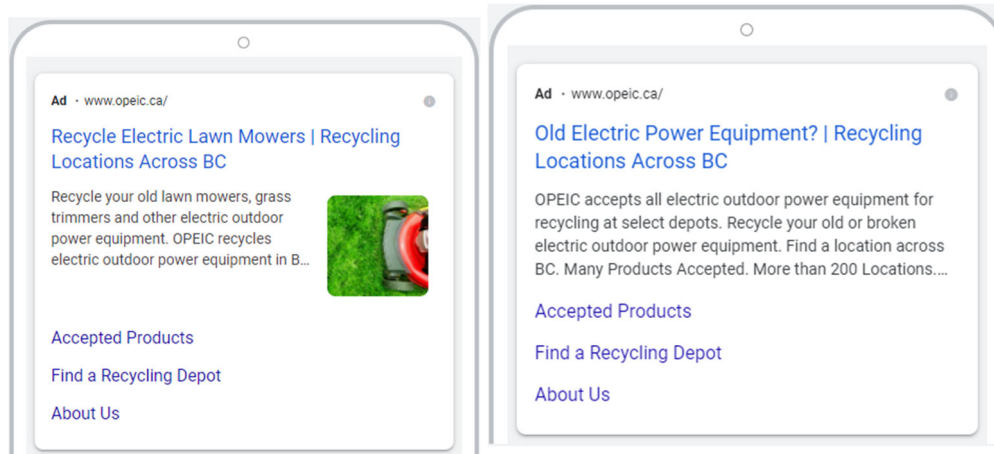
Program Area	Target/Commitment	2021 Performance	Strategies for Improvement
	appropriate channels as requested.		
<b>Management of Environmental Impacts</b>	End fate management of materials.	See section <a href="#">6. Pollution Prevention Hierarchy and Product / Component Management.</a>	
	End fate management of batteries.	See section <a href="#">6. Pollution Prevention Hierarchy and Product / Component Management.</a>	
	Changes to Environmental Standards for processors of Regular Products.	See section <a href="#">6. Pollution Prevention Hierarchy and Product / Component Management.</a>	

# Appendix A: Public Education Strategies

## Collection Site Locator



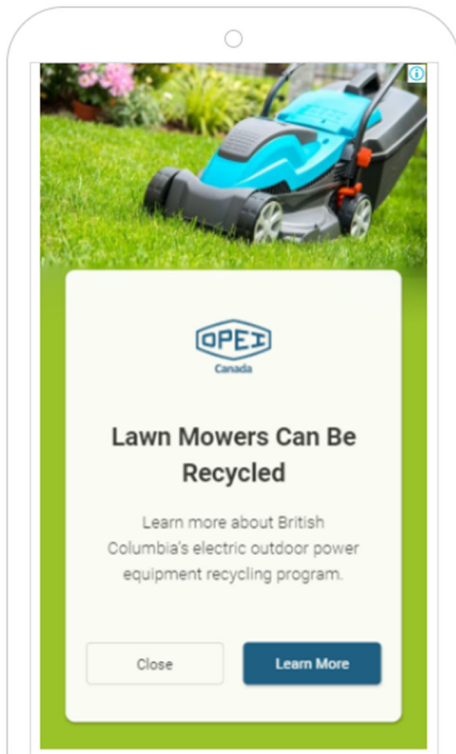
Example Google Search Ad





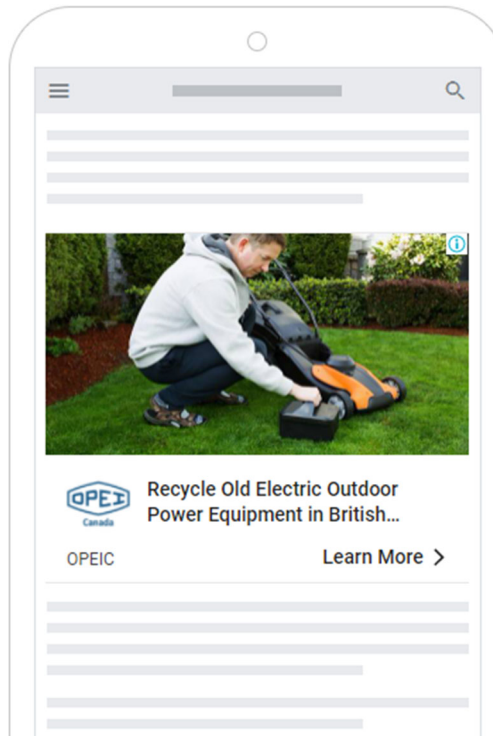
## Example Google Display Ad (Mobile)

Example of your image ad at 320x568



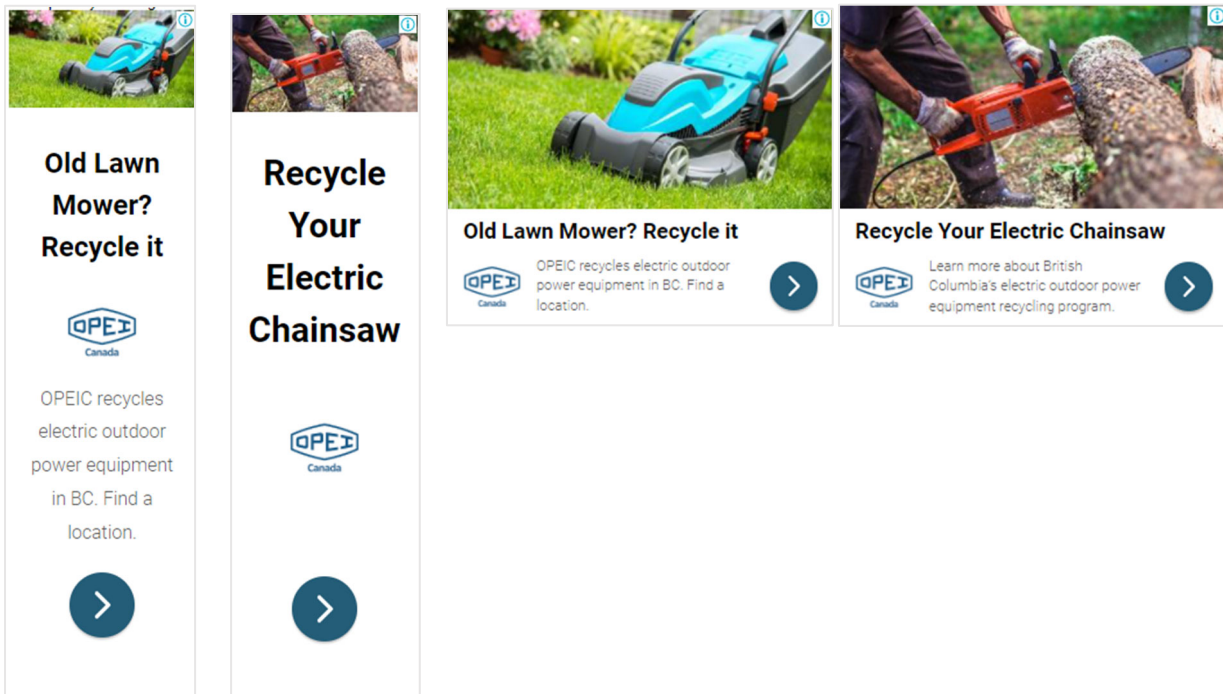
A mobile image ad for lawn mower recycling. The top half features a photograph of a blue and black lawnmower on a green lawn. Below the image is a white text box with a green border. At the top of the text box is the OPEIC Canada logo. The main headline reads "Lawn Mowers Can Be Recycled". Below this, smaller text says "Learn more about British Columbia's electric outdoor power equipment recycling program." At the bottom of the text box are two buttons: a white "Close" button and a blue "Learn More" button.

Example of your native ad at 300x250



A mobile native ad for electric outdoor power equipment recycling. The top half features a photograph of a person in a grey hoodie kneeling on a lawn, working on a lawnmower. Below the image is a white text box. At the top of the text box is the OPEIC Canada logo. The main headline reads "Recycle Old Electric Outdoor Power Equipment in British...". Below this, smaller text says "OPEIC" and "Learn More >".


## Example Google Display Ads (Desktop)




Four desktop display ads arranged in a 2x2 grid. Each ad features a photograph of a lawnmower or a chainsaw. The top-left ad has a headline "Old Lawn Mower? Recycle it", the OPEIC Canada logo, and the text "OPEIC recycles electric outdoor power equipment in BC. Find a location." with a blue arrow button. The top-right ad has a headline "Recycle Your Electric Chainsaw", the OPEIC Canada logo, and the text "Learn more about British Columbia's electric outdoor power equipment recycling program." with a blue arrow button. The bottom-left ad has a headline "Old Lawn Mower? Recycle it", the OPEIC Canada logo, and the text "OPEIC recycles electric outdoor power equipment in BC. Find a location." with a blue arrow button. The bottom-right ad has a headline "Recycle Your Electric Chainsaw", the OPEIC Canada logo, and the text "Learn more about British Columbia's electric outdoor power equipment recycling program." with a blue arrow button.

## Display Ads (Gmail)


Closed

OPEIC  Old Lawn Mower? Recycle it - Learn more about British Columbia's electric out

Opened

Old Lawn Mower? Recycle it 

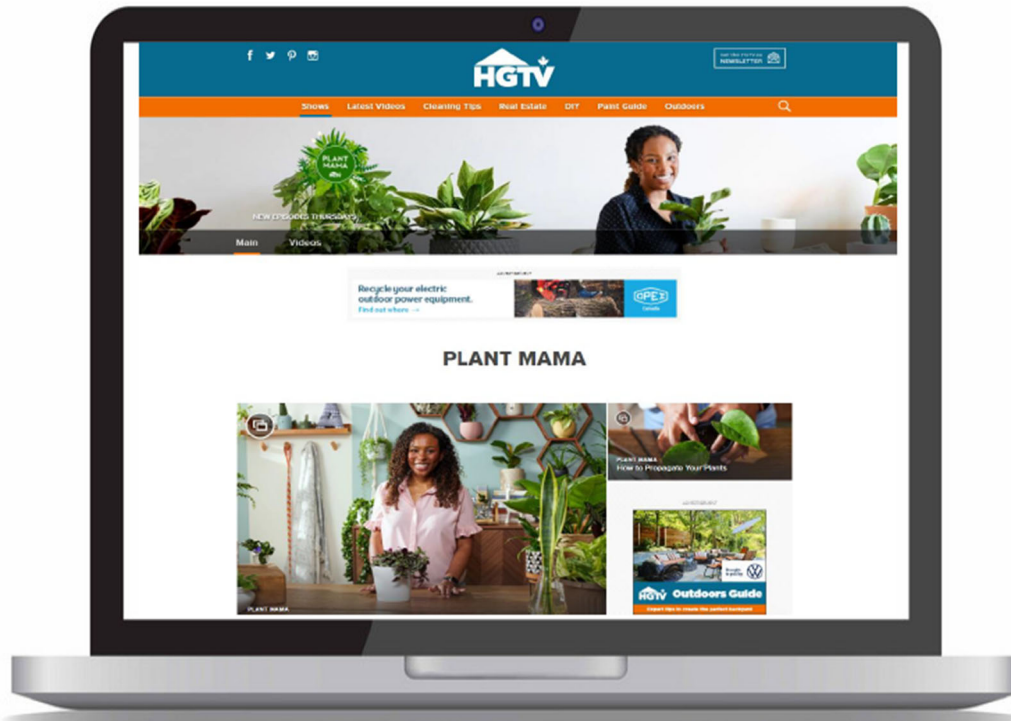
OPEIC



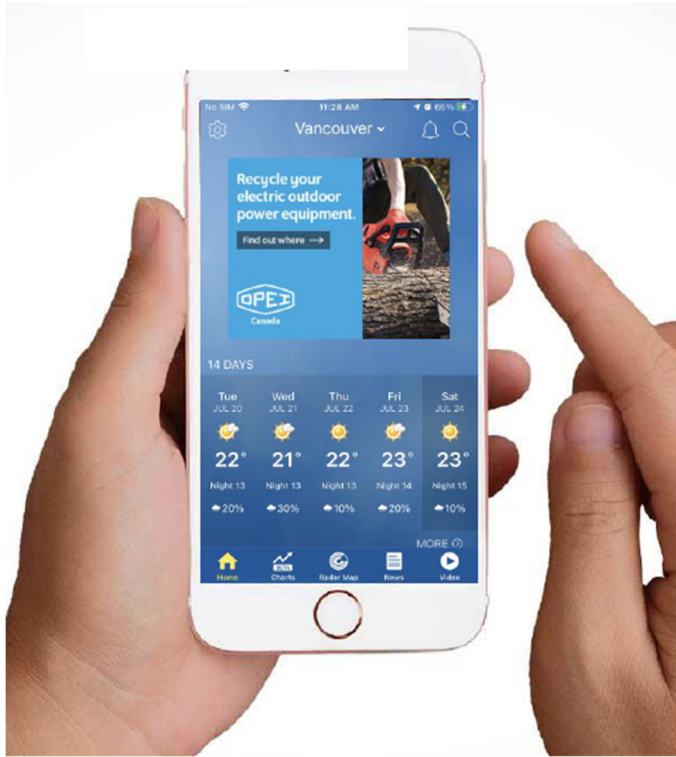
Learn more about British Columbia's electric outdoor power equipment recycling program.

[Learn More](#)

HGTV



# The Weather Network App



# Community News Print

Page 418 Thursday, July 27, 2018

Community News Print

Community News Print

Community News Print

## Funds for the Food Bank



## Celgrow

**What is it?**  
 Mercer Celgrow's poly soil under treatment system provides an optional soil amendment product (Celgrow) for pasture land and grass growth. It contains wood fibres and a surplus of bacteria from the biological remediation treatment facility. Celgrow is non-toxic and has low metal and phosphorus concentrations. Local landowners have been using this product for 7 years with excellent results.

**The wood fibre content provides a ready source of carbon and good moisture retention properties while the bacteria content provides a ready source of nutrients for enhanced plant growth.** In addition, Celgrow contains a balanced concentration of nitrogen, phosphorus, potassium, micronutrients and a water-retention ratio of 27:1 (average in 2018).

**If Inter Phone:**

## Mounties and bikes and bears, oh my!

**RCMP officers help a young family spooked by a bear**

A group of West Shore RCMP officers were patrolling Highway 101 near the town of Courtenay, B.C. when they encountered a spooked family of four.

The two adults with two young children had been riding on the park when they were aware of a bear that had been in the area and had disappeared. Not supposed to be riding on the park, they were in a panic.

RCMP Const. Markham Moore and Const. Michael Gaudet were on duty when they were alerted to the call.

"Always tell someone where you are going and what you are doing," Moore said. "If you are out in the woods, always tell someone where you are going and what you are doing."

The officers found the family in a panic and helped them get back to their car. The children had been in the car since they were told to get in the car. The officers found the family in a panic and helped them get back to their car.

## Racial equity training takes aim at workplace disparities

In an effort to combat issues of racial equity in the workplace, the local office of the Canadian Labour Education Centre (CLEC) has created the Racial Equity Training (RET) program. The program is designed to help employers and employees understand and address workplace disparities.

Mark Branson, CEO of CLEC, says the program is designed to help employers and employees understand and address workplace disparities. The program is designed to help employers and employees understand and address workplace disparities.



## Lions club eyes community centre at John Phillips Park

**District can't OK a lease without approval of electors**

The Lions Club of Courtenay is looking for a new location for its community centre. The club is currently located at John Phillips Park. The club is currently located at John Phillips Park.

## Development permit OK'd for housing project

The Courtenay City Council has approved a development permit for a new housing project. The project is located at John Phillips Park. The project is located at John Phillips Park.

**PEMBERTON HOLMES & PROPERTY MANAGEMENT**

25-612-1241 | 1-2076 West Coast Road  
 pembertonholmes.com

<b>HOME TO BE BUILT</b> SOOKE • \$799,000 2000 sq ft, 3 bedrooms, 2 bathrooms, open concept kitchen, hardwood floors, granite countertops, stainless steel appliances, walk-out basement, close to school and shopping.	<b>RENOVATED HOME</b> SIDNEY • \$448,900 1500 sq ft, 3 bedrooms, 2 bathrooms, open concept kitchen, hardwood floors, granite countertops, stainless steel appliances, walk-out basement, close to school and shopping.	<b>LARGE HOME</b> LANGFORD • \$899,000 3000 sq ft, 4 bedrooms, 3 bathrooms, open concept kitchen, hardwood floors, granite countertops, stainless steel appliances, walk-out basement, close to school and shopping.
---	--	--

**TRAVEL Options might BE LIMITED**

**Make your next destination Better Hearing.**

SOOKE 778.400.3018

**nextgen hearing**

## Appendix B: Estimated Weight of EOPE Collected by Each Regional District and Per Capita<sup>10</sup>

Regional District	Estimated weight of EOPE Collected (Kg)	Estimated weight of EOPE collected per capita (Tonnes)
<b>Alberni Clayoquot</b>	947	0.03
<b>Bulkley Nechako</b>	1,054	0.03
<b>Capital Regional District</b>	26,109	0.07
<b>Cariboo</b>	2,344	0.04
<b>Central Coast</b>	323	0.10
<b>Central Kootenay</b>	2,362	0.04
<b>Central Okanagan</b>	22,052	0.11
<b>Columbia Shuswap</b>	3,041	0.06
<b>Comox Valley</b>	6,579	0.10
<b>Cowichan Valley</b>	5,543	0.07
<b>East Kootenay</b>	1,681	0.03
<b>Fraser Fort George</b>	4,440	0.05
<b>Fraser Valley</b>	15,372	0.05
<b>Kitimat Stikine</b>	1,917	0.05
<b>Kootenay Boundary</b>	3,380	0.11
<b>Metro Vancouver</b>	137,585	0.06
<b>Mt. Waddington</b>	1,071	0.10
<b>Nanaimo Regional District</b>	10,328	0.07
<b>North Coast</b>	893	0.05
<b>North Okanagan</b>	6,845	0.08
<b>Northern Rockies</b>	59	0.01
<b>Okanagan Similkameen</b>	6,565	0.08
<b>Peace River</b>	1,984	0.03
<b>quathet</b>	817	0.04
<b>Squamish Lillooet</b>	3,029	0.07
<b>Strathcona</b>	2,529	0.06
<b>Sunshine Coast</b>	3,295	0.11
<b>Thompson Nicola</b>	8,115	0.06
<b>Total</b>	<b>280,259</b>	

<sup>10</sup> Source: Statistics Canada, Demographic Analysis Section, BC Stats, Ministry of Citizens' Services, Government of British Columbia, Feb 2021.

## Appendix C: Number and Location of Contracted Collection Sites

The list of collection sites below represents the collection sites in the Service Provider's collection network as of December 31, 2021. Year-over-year changes are detailed in this list.

Collection Facility	City	Regional District	Depot Type	Changes from 2020
<b>70 Mile House Eco-Depot</b>	70 Mile House	Thompson Nicola	Bulky & Regular	Started Accepting Bulky EOPE - June 3, 2021
<b>Abbotsford Bottle Depot</b>	Abbotsford	Fraser Valley	Bulky & Regular	Started Accepting Bulky EOPE - June 3, 2021
<b>Abbotsford Mission Recycling Depot</b>	Abbotsford	Fraser Valley	Bulky & Regular	
<b>ACRD 3rd Ave Depot</b>	Port Alberni	Alberni Clayoquot	Bulky & Regular	
<b>Agassiz Bottle Depot</b>	Agassiz	Fraser Valley	Bulky & Regular	Started Accepting Bulky EOPE - June 3, 2021
<b>Aldergrove Bottle Depot</b>	Aldergrove	Metro Vancouver	Bulky & Regular	
<b>Armstrong Spallumcheen Bottle Depot</b>	Armstrong	North Okanagan	Bulky & Regular	Started Accepting Bulky EOPE - June 3, 2021
<b>Ashcroft Bottle Depot</b>	Ashcroft	North Okanagan	Bulky & Regular	Closed July 7, 2021
<b>Asset Investment Recovery - Glanford (NA)</b>	Victoria	Capital Regional District	Bulky & Regular	Started Accepting Bulky EOPE - June 3, 2021
<b>Asset Investment Recovery - Surrey</b>	Surrey	Metro Vancouver	Bulky & Regular	Started Accepting Bulky EOPE - June 3, 2021
<b>Augusta Recyclers Inc (NA)</b>	Powell River	qathet	Bulky Only	
<b>Barnhartvale Landfill</b>	Kamloops	Thompson Nicola	Bulky & Regular	
<b>Barriere Return-It dba Bag Lady Enterprises</b>	Barriere	Thompson Nicola	Bulky & Regular	Started Accepting Bulky EOPE - June 3, 2021
<b>Bella Bella Eco-Depot</b>	Bella Bella	Central Coast	Bulky & Regular	
<b>Bella Coola Recycling Depot</b>	Bella Coola	Central Coast	Bulky & Regular	Started Accepting Bulky EOPE - June 3, 2021
<b>Bill's Bottle Depot</b>	Salmon Arm	Columbia Shuswap	Bulky & Regular	Started Accepting Bulky EOPE - June 3, 2021
<b>Bings Creek Recycling Centre</b>	Duncan	Cowichan Valley	Bulky & Regular	
<b>Blue River Eco-Depot</b>	Blue River	Thompson Nicola	Bulky & Regular	Started Accepting Bulky EOPE - June 3, 2021
<b>Bottle Depot (Queens)</b>	Victoria	Capital Regional District	Bulky & Regular	Started Accepting Bulky EOPE - June 3, 2021
<b>Bottle Depot (Saanich)</b>	Saanich	Capital Regional District	Bulky & Regular	Started Accepting Bulky EOPE - June 3, 2021
<b>Boucherie Bottle Depot &amp; Self Storage</b>	West Kelowna	Central Okanagan	Bulky & Regular	Started Accepting Bulky EOPE - June 3, 2021
<b>Brentwood Auto &amp; Metal Recyclers</b>	Saanichton	Capital Regional District	Bulky & Regular	



Collection Facility	City	Regional District	Depot Type	Changes from 2020
<b>Brentwood Thrift Store</b>	Brentwood Bay	Capital Regional District	Bulky & Regular	Started Accepting Bulky EOPE - June 3, 2021
<b>Bridgeview Return-It Bottle Depot</b>	Surrey	Metro Vancouver	Bulky & Regular	Started Accepting Bulky EOPE - June 3, 2021
<b>Bulkley Valley Bottle Depot</b>	Smithers	Bulkley Nechako	Bulky & Regular	Started Accepting Bulky EOPE - June 3, 2021
<b>Burnaby Eco Centre</b>	Burnaby	Metro Vancouver	Bulky & Regular	New - April 1, 2021 - Started Accepting Bulky EOPE - June 3, 2021
<b>Burns Lake Recycling Depot</b>	Burns Lake	Bulkley Nechako	Bulky & Regular	Started Accepting Bulky EOPE - June 3, 2021
<b>Campbell Mountain Sanitary Landfill (CMSL)</b>	Penticton	Okanagan Similkameen	Bulky & Regular	Started Accepting Bulky EOPE - June 3, 2021
<b>Campbell River ReStore</b>	Campbell River	Strathcona	Bulky & Regular	New - September 2, 2021
<b>Campbell River Waste Management Centre</b>	Campbell River	Strathcona	Bulky & Regular	
<b>Canal Flats Transfer Station</b>	Canal Flats	East Kootenay	Bulky Only	
<b>Capilano (Fell Avenue) Thrift Store</b>	North Vancouver	Metro Vancouver	Bulky & Regular	Started Accepting Bulky EOPE - June 3, 2021
<b>Castlegar Return-It Depot</b>	Castlegar	Central Kootenay	Bulky & Regular	Started Accepting Bulky EOPE - June 3, 2021
<b>Cedar Hill Thrift Store</b>	Victoria	Capital Regional District	Bulky & Regular	Started Accepting Bulky EOPE - June 3, 2021
<b>Chasers Bottle Depot Ltd.</b>	Vernon	North Okanagan	Bulky & Regular	Started Accepting Bulky EOPE - June 3, 2021
<b>Chetwynd Recycling &amp; Bottle Depot</b>	Chetwynd	Peace River	Bulky & Regular	Started Accepting Bulky EOPE - June 3, 2021
<b>Chilliwack Bottle Depot Ltd</b>	Chilliwack	Fraser Valley	Bulky & Regular	Started Accepting Bulky EOPE - June 3, 2021
<b>Clearwater Eco-Depot</b>	Clearwater	Thompson Nicola	Bulky & Regular	Started Accepting Bulky EOPE - June 3, 2021
<b>Clinton Eco-Depot</b>	Clinton	Thompson Nicola	Bulky & Regular	Started Accepting Bulky EOPE - June 3, 2021
<b>CM Recycling Ltd. (formerly Cariboo Metal Recycling)</b>	Quesnel	Cariboo	Bulky & Regular	
<b>Columbia Bottle Depot - Dease</b>	Kelowna	Central Okanagan	Bulky & Regular	
<b>Columbia Bottle Depot - Kent</b>	Kelowna	Central Okanagan	Bulky & Regular	
<b>Columbia Bottle Depot - St. Paul</b>	Kelowna	Central Okanagan	Bulky & Regular	
<b>Columbia Recycle 1996 LTD (NA)</b>	Trail	Kootenay Boundary	Bulky Only	
<b>Columbia Valley Landfill</b>	Windermere	East Kootenay	Bulky Only	
<b>Comox Return-Centre</b>	Comox	Comox Valley	Bulky & Regular	Started Accepting Bulky EOPE - June 3, 2021

Collection Facility	City	Regional District	Depot Type	Changes from 2020
<b>Comox Valley ReStore</b>	Courtenay	Comox Valley	Bulky & Regular	New - September 2, 2021 - Started Accepting Bulky EOPE - June 3, 2021
<b>Comox Valley Waste Management Centre</b>	Cumberland	Comox Valley	Bulky & Regular	
<b>Coquitlam Return-It Depot</b>	Coquitlam	Metro Vancouver	Bulky & Regular	Started Accepting Bulky EOPE - June 3, 2021
<b>Cortes Island Waste Management Centre</b>	Cortes Island	Strathcona	Bulky & Regular	Name change: prev Cortes Waste Management Centre - Started Accepting Bulky EOPE - June 3, 2021
<b>Courtenay Return-It Depot</b>	Courtenay	Comox Valley	Bulky & Regular	
<b>Cranbrook Bottle Depot</b>	Cranbrook	East Kootenay	Bulky & Regular	Started Accepting Bulky EOPE - June 3, 2021
<b>Cranbrook Transfer Station</b>	cranbrook	East Kootenay	Bulky Only	
<b>D.C. Recycling Ltd.</b>	Dawson Creek	Peace River	Bulky & Regular	Started Accepting Bulky EOPE - June 3, 2021
<b>DIRA Waste Management Committee - Bottle Depot</b>	Denman Island	Comox Valley	Bulky & Regular	Started Accepting Bulky EOPE - June 3, 2021
<b>East 12th Avenue Thrift Store</b>	Vancouver	Metro Vancouver	Bulky & Regular	Started Accepting Bulky EOPE - June 3, 2021
<b>East Hastings Bottle Depot</b>	Burnaby	Metro Vancouver	Bulky & Regular	Started Accepting Bulky EOPE - June 3, 2021
<b>East Vancouver Bottle Depot</b>	Vancouver	Metro Vancouver	Regular	Closed – March 28, 2021
<b>Edmonds Return-it Depot</b>	Burnaby	Metro Vancouver	Bulky & Regular	Started Accepting Bulky EOPE - June 3, 2021
<b>Elkford Transfer Station</b>	Elkford	East Kootenay	Bulky & Regular	
<b>Enderby Return-It Recycling Depot Ltd.</b>	Enderby	North Okanagan	Bulky & Regular	
<b>Falkland Refuse Disposal Facility</b>	Falkland	Columbia Shuswap	Bulky & Regular	
<b>Fernie Bottle Depot</b>	Fernie	East Kootenay	Bulky & Regular	Started Accepting Bulky EOPE - June 3, 2021
<b>Fernie Transfer Station</b>	Fernie	East Kootenay	Bulky Only	
<b>Fleetwood Bottle Depot</b>	Surrey	Metro Vancouver	Bulky & Regular	Started Accepting Bulky EOPE - June 3, 2021
<b>Fort St. James Transfer Station</b>	Fort St. James	Bulkley Nechako	Bulky & Regular	
<b>Fraser Lake Bottle Depot</b>	Fraser Lake	Bulkley Nechako	Bulky & Regular	Started Accepting Bulky EOPE - June 3, 2021
<b>Fraser Valley Return-It Depot</b>	Langley	Metro Vancouver	Bulky & Regular	Started Accepting Bulky EOPE - June 3, 2021
<b>FSJ Bottle Drop</b>	Fort St. John	Peace River	Bulky & Regular	Started Accepting Bulky EOPE - June 3, 2021
<b>Galiano Recycling Centre</b>	Galiano Island	Capital Regional District	Bulky & Regular	Started Accepting Bulky EOPE - June 3, 2021

Collection Facility	City	Regional District	Depot Type	Changes from 2020
<b>General Grant's North Shore Bottle Depot</b>	Kamloops	Thompson Nicola	Bulky & Regular	Started Accepting Bulky EOPE - June 3, 2021
<b>General Grants Sahali (fka Full Refund Bottle Depot)</b>	Kamloops	Thompson Nicola	Bulky & Regular	Started Accepting Bulky EOPE - June 3, 2021
<b>GFL Environmental - Chemainus</b>	Chemainus	Cowichan Valley	Bulky & Regular	
<b>GFL Environmental - Duncan</b>	Duncan	Cowichan Valley	Bulky & Regular	
<b>GFL Environmental - Langford</b>	Langford	Capital Regional District	Bulky & Regular	
<b>GFL Environmental - Nanaimo</b>	Nanaimo	Nanaimo Regional District	Bulky & Regular	
<b>GFL Environmental - Squamish</b>	Squamish	Squamish Lillooet	Bulky & Regular	Started Accepting Bulky EOPE - June 3, 2021
<b>Gibsons Recycling Depot</b>	Gibsons	Sunshine Coast	Bulky & Regular	
<b>Glenemma Refuse Disposal Facility</b>	Salmon Arm	Columbia Shuswap	Bulky & Regular	
<b>Go Green Bottle Depot &amp; Recycling</b>	Vancouver	Metro Vancouver	Bulky & Regular	Started Accepting Bulky EOPE - June 3, 2021
<b>Gold Trail Recycling</b>	100 Mile House	Cariboo	Bulky & Regular	
<b>Golden Refuse Disposal Facility</b>	Golden	Columbia Shuswap	Bulky & Regular	
<b>Grand Forks Bottle Depot</b>	Grand Forks	Kootenay Boundary	Bulky & Regular	Started Accepting Bulky EOPE - June 3, 2021
<b>Granville Thrift Store (NA)</b>	Vancouver	Metro Vancouver	Bulky & Regular	Started Accepting Bulky EOPE - June 3, 2021
<b>Green Recycling in Pender Society (GRIPS)</b>	Madeira Park	Sunshine Coast	Bulky & Regular	Started Accepting Bulky EOPE - June 3, 2021
<b>Guildford Bottle Depot</b>	Surrey	Metro Vancouver	Bulky & Regular	Started Accepting Bulky EOPE - June 3, 2021
<b>Haney Bottle Depot</b>	Maple Ridge	Metro Vancouver	Bulky & Regular	Started Accepting Bulky EOPE - June 3, 2021
<b>Hart Return-It Depot</b>	Prince George	Fraser Fort George	Bulky & Regular	Started Accepting Bulky EOPE - June 3, 2021
<b>Hartland Recycling Depot</b>	Victoria	Capital Regional District	Bulky & Regular	
<b>Hazelton Bottle Depot</b>	New Hazelton	Kitimat Stikine	Bulky & Regular	Started Accepting Bulky EOPE - June 3, 2021
<b>Heffley Creek Eco-Depot</b>	Heffley Creek	Thompson Nicola	Bulky & Regular	Started Accepting Bulky EOPE - June 3, 2021
<b>Hillside Thrift Store</b>	Victoria	Capital Regional District	Bulky & Regular	Started Accepting Bulky EOPE - June 3, 2021
<b>Hope Bottle Depot</b>	Hope	Fraser Valley	Bulky & Regular	Started Accepting Bulky EOPE - June 3, 2021
<b>Houston Bottle Depot</b>	Houston	Bulkley Nechako	Bulky & Regular	



Collection Facility	City	Regional District	Depot Type	Changes from 2020
<b>Interior Recycling</b>	Vernon	North Okanagan	Bulky & Regular	
<b>Ironwood Bottle Depot</b>	Richmond	Metro Vancouver	Bulky & Regular	Started Accepting Bulky EOPE - June 3, 2021
<b>Iskut Landfill (NA)</b>	Iskut	Kitimat Stikine	Bulky & Regular	Started Accepting Bulky EOPE - June 3, 2021
<b>Island Return-it Recycling Centre Campbell River (FKA Campbell River Bottle Depot)</b>	Campbell River	Strathcona	Bulky & Regular	Started Accepting Bulky EOPE - June 3, 2021
<b>Island Return-it Recycling Centre Duncan (FKA Cowichan Valley Bottle Depot)</b>	Duncan	Cowichan Valley	Bulky & Regular	
<b>Island Return-it Recycling Centre Esquimalt (FKA Westshore Bottle Depot)</b>	Esquimalt	Capital Regional District	Bulky & Regular	Started Accepting Bulky EOPE - June 3, 2021
<b>Island Return-it Recycling Centre South Cowichan</b>	Cobble Hill	Cowichan Valley	Bulky & Regular	Started Accepting Bulky EOPE - June 3, 2021
<b>Islands Solid Waste Management - Port Clements</b>	Port Clements	North Coast	Bulky & Regular	Started Accepting Bulky EOPE - June 3, 2021
<b>Islands Solid Waste Management - Queen Charlotte</b>	Queen Charlotte Village	North Coast	Bulky & Regular	Started Accepting Bulky EOPE - June 3, 2021
<b>J&amp;C Bottle Depot</b>	Penticton	Okanagan Similkameen	Bulky & Regular	
<b>Jenill Bottle Depot</b>	Surrey	Metro Vancouver	Bulky & Regular	
<b>Junction Bottle Depot</b>	Ladysmith	Cowichan Valley	Bulky & Regular	Started Accepting Bulky EOPE - June 3, 2021
<b>Kensington Return it Depot</b>	Burnaby	Metro Vancouver	Bulky & Regular	
<b>Keremeos Sanitary Landfill</b>	Keremeos	Okanagan Similkameen	Bulky & Regular	Started Accepting Bulky EOPE - June 3, 2021
<b>Kerrisdale Thrift Store (NA)</b>	Vancouver	Metro Vancouver	Bulky & Regular	Started Accepting Bulky EOPE - June 3, 2021
<b>Kimberley Transfer Station</b>	Kimberley	East Kootenay	Bulky & Regular	
<b>Kitchener Bottle Depot Ltd.</b>	Burnaby	Metro Vancouver	Bulky & Regular	Started Accepting Bulky EOPE - June 3, 2021
<b>Kitimat Understanding the Environment Society (KUTE)</b>	Kitimat	Kitimat Stikine	Bulky & Regular	Started Accepting Bulky EOPE - June 3, 2021
<b>Kitwanga Transfer Station</b>	Kitwanga	Kitimat Stikine	Bulky & Regular	Started Accepting Bulky EOPE - June 3, 2021
<b>Ladner Bottle Depot Co. Ltd.</b>	Delta	Metro Vancouver	Bulky & Regular	
<b>Langford Thrift Store (NA)</b>	Langford	Capital Regional District	Bulky & Regular	Started Accepting Bulky EOPE - June 3, 2021
<b>Langley Bottle Depot</b>	Langley	Metro Vancouver	Bulky & Regular	Started Accepting Bulky EOPE - June 3, 2021

Collection Facility	City	Regional District	Depot Type	Changes from 2020
<b>Lax Kw'alaams Band (Waste Transfer Station)</b>	Lax Kw'alaams	North Coast	Bulky & Regular	
<b>Lee's Bottle Depot</b>	Burnaby	Metro Vancouver	Bulky & Regular	Started Accepting Bulky EOPE - June 3, 2021
<b>Lillooet Landfill &amp; Recycling Centre</b>	Lillooet	Squamish Lillooet	Bulky & Regular	
<b>Logan Lake Bottle Depot</b>	Logan Lake	Thompson Nicola	Bulky & Regular	Closed – July 1, 2021
<b>Logan Lake Eco-Depot</b>	Logan Lake	Thompson Nicola	Bulky & Regular	Started Accepting Bulky EOPE - June 3, 2021
<b>LoLo Return-It Express</b>	North Vancouver	Metro Vancouver	Bulky & Regular	New - June 8, 2021 - Started Accepting Bulky EOPE - June 3, 2021
<b>Lorne Street Bottle Depot</b>	Kamloops	Thompson Nicola	Bulky & Regular	Started Accepting Bulky EOPE - June 3, 2021
<b>Lougheed Return-It Depot</b>	Coquitlam	Metro Vancouver	Bulky & Regular	Started Accepting Bulky EOPE - June 3, 2021
<b>Louis Creek Eco-Depot</b>	Louis Creek	Thompson Nicola	Bulky & Regular	Started Accepting Bulky EOPE - June 3, 2021
<b>Lower Nicola Eco-Depot</b>	Merritt	Thompson Nicola	Bulky & Regular	Started Accepting Bulky EOPE - June 3, 2021
<b>Lytton Eco-Depot</b>	Lytton	Thompson Nicola	Bulky & Regular	Started Accepting Bulky EOPE - June 3, 2021
<b>Malakwa Refuse Disposal Facility</b>	Malakwa	Columbia Shuswap	Bulky & Regular	
<b>Malcolm Island Recycling Depot</b>	Sointula	Mt. Waddington	Bulky & Regular	
<b>Maple Ridge Bottle Depot</b>	Maple Ridge	Metro Vancouver	Bulky & Regular	Started Accepting Bulky EOPE - June 3, 2021
<b>Maple Ridge Recycling Depot</b>	Maple Ridge	Metro Vancouver	Bulky & Regular	
<b>Mayne Island Recycling Society (MIRS)</b>	Mayne Island	Capital Regional District	Bulky & Regular	Started Accepting Bulky EOPE - June 3, 2021
<b>Meade Creek Recycling Centre</b>	Lake Cowichan	Cowichan Valley	Bulky & Regular	
<b>Merritt Return-It Depot</b>	Merritt	Thompson Nicola	Bulky & Regular	Started Accepting Bulky EOPE - June 3, 2021
<b>Metrotown Bottle Return-it Centre</b>	Burnaby	Metro Vancouver	Bulky & Regular	
<b>Meziadin Landfill (NA)</b>	Meziadin Junction	Kitimat Stikine	Bulky & Regular	Started Accepting Bulky EOPE - June 3, 2021
<b>Mica Ventures Inc. (Williams Lake)</b>	Williams Lake	Cariboo	Bulky & Regular	Started Accepting Bulky EOPE - June 3, 2021
<b>Mill Bay Thrift Store</b>	Mill Bay	Cowichan Valley	Bulky & Regular	Started Accepting Bulky EOPE - June 3, 2021
<b>Mission Flats Landfill</b>	Kamloops	Thompson Nicola	Bulky & Regular	
<b>Mission Recycle Center</b>	Mission	Fraser Valley	Bulky & Regular	Started Accepting Bulky EOPE - June 3, 2021

Collection Facility	City	Regional District	Depot Type	Changes from 2020
<b>Mission Recycling Depot</b>	Mission	Fraser Valley	Bulky & Regular	
<b>Mount Pleasant Return- It</b>	Vancouver	Metro Vancouver	Bulky & Regular	Started Accepting Bulky EOPE - June 3, 2021
<b>Nelson Leafs Recycling Center</b>	Nelson	Central Kootenay	Bulky & Regular	Started Accepting Bulky EOPE - June 3, 2021
<b>New Westminster Thrift Store</b>	New Westminster	Metro Vancouver	Bulky & Regular	Started Accepting Bulky EOPE - June 3, 2021
<b>Newton Bottle Depot</b>	Surrey	Metro Vancouver	Bulky & Regular	Started Accepting Bulky EOPE - June 3, 2021
<b>North Burnaby (Hastings) Thrift Store (NA)</b>	Burnaby	Metro Vancouver	Bulky & Regular	Started Accepting Bulky EOPE - June 3, 2021
<b>North Road Bottle Depot Ltd.</b>	Coquitlam	Metro Vancouver	Bulky & Regular	Started Accepting Bulky EOPE - June 3, 2021
<b>North Shore Bottle Depot</b>	North Vancouver	Metro Vancouver	Bulky & Regular	Started Accepting Bulky EOPE - June 3, 2021
<b>North Shore Recycling and Waste Centre</b>	North Vancouver	Metro Vancouver	Bulky & Regular	Name change: prev North Shore Recycling and Waste Centre (Emterra Environmental - North Vancouver)
<b>North Shuswap Bottle Depot</b>	Chase	Thompson Nicola	Bulky & Regular	Started Accepting Bulky EOPE - June 3, 2021
<b>North Vancouver Bottle &amp; Return-It Depot</b>	North Vancouver	Metro Vancouver	Bulky & Regular	Started Accepting Bulky EOPE - June 3, 2021
<b>North Vancouver Thrift Store</b>	North Vancouver	Metro Vancouver	Bulky & Regular	Started Accepting Bulky EOPE - June 3, 2021
<b>Northern Recycling Inc.</b>	Quesnel	Cariboo	Bulky & Regular	
<b>OK Bottle Depot</b>	Richmond	Metro Vancouver	Bulky & Regular	Started Accepting Bulky EOPE - June 3, 2021
<b>Okanagan Falls Sanitary Landfill</b>	Okanagan Falls	Okanagan Similkameen	Bulky & Regular	Started Accepting Bulky EOPE - June 3, 2021
<b>Oliver Sanitary Landfill</b>	Oliver	Okanagan Similkameen	Bulky & Regular	Started Accepting Bulky EOPE - June 3, 2021
<b>Osoyoos Bottle Depot</b>	Osoyoos	Okanagan Similkameen	Bulky & Regular	
<b>Panorama Village Return-It</b>	Surrey	Metro Vancouver	Bulky & Regular	Started Accepting Bulky EOPE - June 3, 2021
<b>Parksville Bottle &amp; Recycling Depot Ltd.</b>	Parksville	Nanaimo Regional District	Bulky & Regular	
<b>Peerless Road Recycling Centre</b>	Ladysmith	Cowichan Valley	Bulky & Regular	
<b>Pemberton Recycling Centre</b>	Pemberton	Squamish Lillooet	Bulky & Regular	Started Accepting Bulky EOPE - June 3, 2021
<b>Pender Island Recycling Society (PIRS)</b>	Pender island	Capital Regional District	Bulky & Regular	
<b>PG Recycling &amp; Return-It Centre (FKA BBK Bottle Depot)</b>	Prince George	Fraser Fort George	Bulky & Regular	

Collection Facility	City	Regional District	Depot Type	Changes from 2020
<b>Pitt Meadows Bottle and Return-it Depot Ltd</b>	Pitt Meadows	Metro Vancouver	Bulky & Regular	Started Accepting Bulky EOPE - June 3, 2021
<b>Planet Earth Recycling Ltd.</b>	Westbank, West Kelowna	Central Okanagan	Bulky & Regular	
<b>Poco Return It</b>	Port Coquitlam	Metro Vancouver	Bulky & Regular	
<b>Port Coquitlam Thrift Store</b>	Port Coquitlam	Metro Vancouver	Bulky & Regular	Started Accepting Bulky EOPE - June 3, 2021
<b>Port Hardy Return It Centre</b>	Port Hardy	Mt. Waddington	Bulky & Regular	Started Accepting Bulky EOPE - June 3, 2021
<b>Powell Street Return-it Bottle Depot</b>	Vancouver	Metro Vancouver	Bulky & Regular	Started Accepting Bulky EOPE - June 3, 2021
<b>Princeton Return-It Depot</b>	Princeton	Okanagan Similkameen	Bulky & Regular	Started Accepting Bulky EOPE - June 3, 2021
<b>Quatsino Recycling Depot</b>	Quatsino	Mt. Waddington	Bulky & Regular	
<b>Queensborough Landing Return-it</b>	New Westminster	Metro Vancouver	Bulky & Regular	
<b>R&amp;T Bottle Depot</b>	Abbotsford	Fraser Valley	Bulky & Regular	Started Accepting Bulky EOPE - June 3, 2021
<b>R3 Recycle-It Resource Recovery</b>	Fort St. John	Peace River	Bulky & Regular	
<b>Regional Recycling Abbotsford</b>	Abbotsford	Fraser Valley	Bulky & Regular	
<b>Regional Recycling Burnaby</b>	Burnaby	Metro Vancouver	Bulky & Regular	
<b>Regional Recycling Cloverdale</b>	Surrey	Metro Vancouver	Bulky & Regular	
<b>Regional Recycling Hayes</b>	Nanaimo	Nanaimo Regional District	Bulky & Regular	
<b>Regional Recycling Old Victoria</b>	Nanaimo	Nanaimo Regional District	Bulky & Regular	
<b>Regional Recycling Prince Rupert (NCRD)</b>	Prince Rupert	North Coast	Bulky & Regular	
<b>Regional Recycling Richmond</b>	Richmond	Metro Vancouver	Bulky & Regular	
<b>Regional Recycling Vancouver</b>	Vancouver	Metro Vancouver	Bulky & Regular	
<b>Regional Recycling Whistler</b>	Whistler	Squamish Lillooet	Bulky & Regular	
<b>Revelstoke Bottle Depot</b>	Revelstoke	Columbia Shuswap	Bulky & Regular	Started Accepting Bulky EOPE - June 3, 2021
<b>Revelstoke Disposal Facility</b>	Revelstoke	Columbia Shuswap	Bulky Only	
<b>Richmond Recycle Depot</b>	Richmond	Metro Vancouver	Bulky & Regular	Name change: prev Richmond Recycling Depot
<b>Saanich Thrift Store (NA)</b>	Victoria	Capital Regional District	Bulky & Regular	Started Accepting Bulky EOPE - June 3, 2021

Collection Facility	City	Regional District	Depot Type	Changes from 2020
Salish Soils	Sechelt	Sunshine Coast	Bulky & Regular	Started Accepting Bulky EOPE - June 3, 2021
Salmo Valumart & Bottle Depot	Salmo	Central Kootenay	Bulky & Regular	Started Accepting Bulky EOPE - June 3, 2021
Salmon Arm Disposal Facility	Salmon Arm	Columbia Shuswap	Bulky Only	
Salt Spring Garbage & Transfer Station	Saltspring Island	Capital Regional District	Bulky & Regular	
Salt Spring Island Recycling Depot	Saltspring Island	Capital Regional District	Bulky & Regular	
Salvation Army - Comox Valley	Comox	Comox Valley	Bulky & Regular	
Salvation Army - Lower Mainland Divisional Headquarters	Langley	Metro Vancouver	Bulky & Regular	
Salvation Army - Prince George	Prince George	Fraser Fort George	Bulky & Regular	
Salvation Army - Vanderhoof	Vanderhoof	Bulkley Nechako	Bulky & Regular	
Salvation Army - Victoria Consolidation Centre	Victoria	Capital Regional District	Bulky & Regular	
Sapperton Return-It Depot	New Westminster	Metro Vancouver	Bulky & Regular	Started Accepting Bulky EOPE - June 3, 2021
Sardis Bottle Depot Ltd.	Chilliwack	Fraser Valley	Bulky & Regular	
Scotch Creek Bottle Depot	Scotch Creek	Columbia Shuswap	Bulky & Regular	Started Accepting Bulky EOPE - June 3, 2021
Scotch Creek Disposal Facility	Scotch Creek	Columbia Shuswap	Bulky Only	
Scott 72 Bottle & Return-It Depot	Surrey	Metro Vancouver	Bulky & Regular	Started Accepting Bulky EOPE - June 3, 2021
Scott Road Bottle Depot Ltd.	Surrey	Metro Vancouver	Bulky & Regular	Started Accepting Bulky EOPE - June 3, 2021
Semiahmoo Bottle Depot	Surrey	Metro Vancouver	Bulky & Regular	
Seven Mile Landfill and Recycling Centre	Port McNeill	Mt. Waddington	Bulky & Regular	
Seymour Arm Refuse Disposal Facility	Seymour Arm	Columbia Shuswap	Bulky Only	
Sherwoods Auto Parts	Port Alberni	Alberni Clayoquot	Bulky Only	
Sicamous Refuse Disposal Facility	Sicamous	Columbia Shuswap	Bulky & Regular	
Sidney Return- It	Sidney	Capital Regional District	Bulky & Regular	
Skimikin Refuse Disposal Facility	Tappen	Columbia Shuswap	Bulky & Regular	
Sorrento Bottle Depot	Sorrento	Columbia Shuswap	Bulky & Regular	Started Accepting Bulky EOPE - June 3, 2021

Collection Facility	City	Regional District	Depot Type	Changes from 2020
<b>South Thompson Eco-Depot</b>	Pritchard	Thompson Nicola	Bulky & Regular	Started Accepting Bulky EOPE - June 3, 2021
<b>South Van.Bottle Depot (Zims) Ltd.</b>	Vancouver	Metro Vancouver	Bulky & Regular	Started Accepting Bulky EOPE - June 3, 2021
<b>Sparwood Transfer Station</b>	Sparwood	East Kootenay	Bulky & Regular	
<b>Stewart Landfill</b>	Stewart	Kitimat Stikine	Bulky & Regular	Started Accepting Bulky EOPE - June 3, 2021
<b>Sunset Coast Bottle Depot</b>	Powell River	qathet	Bulky & Regular	Started Accepting Bulky EOPE - June 3, 2021
<b>Surrey Central Return-It Centre</b>	Surrey	Metro Vancouver	Bulky & Regular	
<b>Surrey Scottsdale Thrift Store</b>	Surrey	Metro Vancouver	Bulky & Regular	Started Accepting Bulky EOPE - June 3, 2021
<b>Surrey Thrift Store (NA)</b>	Surrey	Metro Vancouver	Bulky & Regular	Started Accepting Bulky EOPE - June 3, 2021
<b>T2 Market</b>	Oliver	Okanagan Similkameen	Bulky & Regular	Started Accepting Bulky EOPE - June 3, 2021
<b>Terrace Bottle &amp; Return-It Depot</b>	Terrace	Kitimat Stikine	Bulky & Regular	Started Accepting Bulky EOPE - June 3, 2021
<b>The Battery Doctors</b>	Kelowna	Central Okanagan	Bulky & Regular	
<b>The ReUse It Centre</b>	Whistler	Squamish Lillooet	Bulky & Regular	Name change: prev The Re-Build-It Centre - Started Accepting Bulky EOPE - June 3, 2021
<b>Thorsen Creek Recycling Depot</b>	Bella Coola	Central Coast	Bulky & Regular	
<b>Tie Lake Transfer Station</b>	Tie Lake	East Kootenay	Bulky Only	
<b>Town Center Mall Recycle Depot</b>	Powell River	qathet	Bulky & Regular	Started Accepting Bulky EOPE - June 3, 2021
<b>Trail Bottle Depot</b>	Trail	Kootenay Boundary	Bulky & Regular	Started Accepting Bulky EOPE - June 3, 2021
<b>Trout Lake Refuse Disposal Facility</b>	Trout Lake	Columbia Shuswap	Bulky Only	
<b>Tsal'ah Eco Depot</b>	Shalalth	Squamish Lillooet	Bulky & Regular	Started Accepting Bulky EOPE - June 3, 2021
<b>Tsawwassen Bottle Depot</b>	Delta	Metro Vancouver	Bulky & Regular	Started Accepting Bulky EOPE - June 3, 2021
<b>Ucluelet Bottle Depot</b>	Ucluelet	Alberni Clayoquot	Bulky & Regular	Started Accepting Bulky EOPE - June 3, 2021
<b>United Boulevard Recycling and Waste Centre</b>	Coquitlam	Metro Vancouver	Bulky & Regular	Name change: prev Coquitlam Recycling and Waste Centre (Emterra Environmental - Coquitlam)
<b>Urban Impact Recycling (NA)</b>	New Westminster	Metro Vancouver	Bulky & Regular	Started Accepting Bulky EOPE - June 3, 2021

Collection Facility	City	Regional District	Depot Type	Changes from 2020
<b>Valemount Carwash and Recycling Center</b>	Valemount	Fraser Fort George	Bulky & Regular	Name change: prev Valemount Recycling Center & Carwash - Started Accepting Bulky EOPE - June 3, 2021
<b>Vancouver Central Return-It Depot</b>	Vancouver	Metro Vancouver	Bulky & Regular	Started Accepting Bulky EOPE - June 3, 2021
<b>Vancouver West Bottle Depot</b>	Vancouver	Metro Vancouver	Bulky & Regular	Started Accepting Bulky EOPE - June 3, 2021
<b>Venture Bottle Depot</b>	Lumby	North Okanagan	Bulky & Regular	Started Accepting Bulky EOPE - June 3, 2021
<b>Venture Training</b>	Vernon	North Okanagan	Bulky & Regular	
<b>Victoria Thrift Store (NA)</b>	Victoria	Capital Regional District	Bulky & Regular	Started Accepting Bulky EOPE - June 3, 2021
<b>View Royal Thrift Store</b>	Victoria	Capital Regional District	Bulky & Regular	Started Accepting Bulky EOPE - June 3, 2021
<b>Village of Gold River</b>	Gold River	Strathcona	Bulky & Regular	
<b>Walnut Grove Bottle Depot Ltd.</b>	Langley	Metro Vancouver	Bulky & Regular	Started Accepting Bulky EOPE - June 3, 2021
<b>Wasa Transfer Station</b>	Wasa	East Kootenay	Bulky Only	
<b>West Broadway Thrift Store (NA)</b>	Vancouver	Metro Vancouver	Bulky & Regular	Started Accepting Bulky EOPE - June 3, 2021
<b>West Van Thrift Store (NA)</b>	West Vancouver	Metro Vancouver	Bulky & Regular	Started Accepting Bulky EOPE - June 3, 2021
<b>White Rock Return-It Depot</b>	Surrey	Metro Vancouver	Bulky & Regular	
<b>White Rock Thrift Store (NA)</b>	White Rock	Metro Vancouver	Bulky & Regular	Started Accepting Bulky EOPE - June 3, 2021
<b>Wide Sky Disposal Ltd.</b>	Fort Nelson	Northern Rockies	Bulky & Regular	Started Accepting Bulky EOPE - June 3, 2021
<b>Willowbrook Recycling Inc.</b>	Langley	Metro Vancouver	Bulky & Regular	Started Accepting Bulky EOPE - June 3, 2021
<b>Winfield Return It Centre</b>	Lake Country	Central Okanagan	Bulky & Regular	Started Accepting Bulky EOPE - June 3, 2021
<b>Woss Recycling Depot</b>	Woss	Mt. Waddington	Bulky & Regular	

## Appendix D: Audited Financial Statements



**OUTDOOR POWER EQUIPMENT INSTITUTE OF CANADA**

**FINANCIAL STATEMENTS**

**31 DECEMBER 2021**

# **OUTDOOR POWER EQUIPMENT INSTITUTE OF CANADA**

## **Financial Statements**

For the year ended 31 December 2021

### **Contents**

---

Independent Auditors' Report	
Statement of Financial Position	4
Statement of Changes in Net Assets	5
Statement of Operations	6
Statement of Cash Flows	7
Notes to the Financial Statements	8 - 14

---

## INDEPENDENT AUDITORS' REPORT

---

To the Members,  
Outdoor Power Equipment Institute of Canada

### Report on the Audit of the Financial Statements

#### Opinion

We have audited the financial statements of Outdoor Power Equipment Institute of Canada ("OPEIC"), which comprise the statement of financial position as at 31 December 2021, and the statements of changes in net assets, operations and cash flows for the year then ended, and notes to the financial statements, including a summary of significant accounting policies.

In our opinion, the accompanying financial statements present fairly, in all material respects, the financial position of OPEIC as at 31 December 2021, and its results of operations and its cash flows for the year then ended in accordance with Canadian accounting standards for not-for-profit organizations.

#### Basis for Opinion

We conducted our audit in accordance with Canadian generally accepted auditing standards. Our responsibilities under those standards are further described in the Auditors' Responsibilities for the Audit of the Financial Statements section of our report. We are independent of OPEIC in accordance with the ethical requirements that are relevant to our audit of the financial statements in Canada, and we have fulfilled our other ethical responsibilities in accordance with these requirements. We believe that the audit evidence we have obtained is sufficient and appropriate to provide a basis for our opinion.

#### Other Information

Management is responsible for the other information. The other information comprises information, other than the financial statements, our auditors' report thereon and the independent reasonable assurance report, in OPEIC's Annual Report.

Our opinion on the financial statements does not cover the other information and we do not and will not express any form of assurance conclusion thereon. In connection with our audit of the financial statements, our responsibility is to read the other information identified above and, in doing so, consider whether the other information is materially inconsistent with the financial statements or our knowledge obtained in the audit, or otherwise appears to be materially misstated.

We obtained the Annual Report prior to the date of this auditors' report. If, based on the work we have performed on this other information, we conclude that there is a material misstatement of this other information, we are required to report that fact in this auditors' report. We have nothing to report in this regard.

---

## INDEPENDENT AUDITORS' REPORT - Continued

---

### **Responsibilities of Management and Those Charged with Governance for the Financial Statements**

Management is responsible for the preparation and fair presentation of the financial statements in accordance with Canadian accounting standards for not-for-profit organizations, and for such internal control as management determines is necessary to enable the preparation of financial statements that are free from material misstatement, whether due to fraud or error.

In preparing the financial statements, management is responsible for assessing OPEIC's ability to continue as a going concern, disclosing, as applicable, matters related to going concern and using the going concern basis of accounting unless management either intends to liquidate OPEIC or to cease operations, or has no realistic alternative but to do so.

Those charged with governance are responsible for overseeing OPEIC's financial reporting process.

### **Auditors' Responsibilities for the Audit of the Financial Statements**

Our objectives are to obtain reasonable assurance about whether the financial statements as a whole are free from material misstatement, whether due to fraud or error, and to issue an auditors' report that includes our opinion. Reasonable assurance is a high level of assurance, but is not a guarantee that an audit conducted in accordance with Canadian generally accepted auditing standards will always detect material misstatement when it exists. Misstatements can arise from fraud or error and are considered material if, individually or in the aggregate, they could reasonably be expected to influence the economic decisions of users taken on the basis of these financial statements.

As part of an audit in accordance with Canadian generally accepted auditing standards, we exercise professional judgment and maintain professional skepticism throughout the audit. We also:

- ◆ Identify and assess the risks of material misstatement of the financial statements, whether due to fraud or error, design and perform audit procedures responsive to those risks, and obtain audit evidence that is sufficient and appropriate to provide a basis for our opinion. The risk of not detecting a material misstatement resulting from fraud is higher than for one resulting from error, as fraud may involve collusion, forgery, intentional omissions, misrepresentations, or the override of internal control.
- ◆ Obtain an understanding of internal control relevant to the audit in order to design audit procedures that are appropriate in the circumstances, but not for the purpose of expressing an opinion on the effectiveness of OPEIC's internal control.
- ◆ Evaluate the appropriateness of accounting policies used and the reasonableness of accounting estimates and related disclosures made by management.

---

**INDEPENDENT AUDITORS' REPORT - Continued**

---

- ◆ Conclude on the appropriateness of management's use of the going concern basis of accounting and, based on the audit evidence obtained, whether a material uncertainty exists related to events or conditions that may cast significant doubt on OPEIC's ability to continue as a going concern. If we conclude that a material uncertainty exists, we are required to draw attention in our auditors' report to the related disclosures in the financial statements or, if such disclosures are inadequate, to modify our opinion. Our conclusions are based on the audit evidence obtained up to the date of our auditors' report. However, future events or conditions may cause OPEIC to cease to continue as a going concern.
- ◆ Evaluate the overall presentation, structure and content of the financial statements, including the disclosures, and whether the financial statements represent the underlying transactions and events in a manner that achieves fair presentation.

We communicate with those charged with governance regarding, among other matters, the planned scope and timing of the audit and significant audit findings, including any significant deficiencies in internal control that we identify during our audit.

*Rolfe Benson LLP*

CHARTERED PROFESSIONAL ACCOUNTANTS

Vancouver, Canada  
28 June 2022

**OUTDOOR POWER EQUIPMENT INSTITUTE OF CANADA**  
**Statement of Financial Position**  
**31 December 2021**

	<b>2021</b>	<b>2020</b>
		(Note 10)
<b>Assets</b>		
<b>Current</b>		
Cash	\$ 1,989,727	\$ 1,602,147
Term deposits (Note 4)	209,497	207,825
Accounts receivable	33,895	42,376
Prepaid expenses	6,203	6,154
GST receivable	37,008	23,717
	2,276,330	1,882,219
<b>Intangible asset (Note 6)</b>	<b>9,660</b>	<b>-</b>
<b>Reserve (Note 5)</b>	<b>637,261</b>	<b>632,176</b>
	\$ 2,923,251	\$ 2,514,395

**Liability**

<b>Current</b>		
Accounts payable and accrued liabilities	\$ 133,150	\$ 112,496

**Net Assets**

<b>Unrestricted</b>	<b>2,152,840</b>	<b>1,769,723</b>
<b>Internally restricted reserve (Note 5)</b>	<b>637,261</b>	<b>632,176</b>
	<b>2,790,101</b>	<b>2,401,899</b>
	<b>\$ 2,923,251</b>	<b>\$ 2,514,395</b>

APPROVED BY THE DIRECTORS:

\_\_\_\_\_ Director

\_\_\_\_\_ Director

The accompanying notes are an integral part of these financial statements

**OUTDOOR POWER EQUIPMENT INSTITUTE OF CANADA**  
**Statement of Changes in Net Assets**  
For the year ended 31 December 2021

	<b>Unrestricted</b>	<b>Internally Restricted Reserve</b>	<b>Total 2021</b>	<b>Total 2020</b>
<b>Balance - beginning of year</b>	\$ 1,769,723	\$ 632,176	\$ 2,401,899	\$ 2,095,033
Excess of revenues over expenses for the year	388,202	-	<b>388,202</b>	306,866
Transfer to reserve (Note 5)	(5,085)	5,085	-	-
<b>Balance - end of year</b>	<b>\$ 2,152,840</b>	<b>\$ 637,261</b>	<b>\$ 2,790,101</b>	<b>\$ 2,401,899</b>

The accompanying notes are an integral part of these financial statements

---

**OUTDOOR POWER EQUIPMENT INSTITUTE OF CANADA**  
**Statement of Operations**  
For the year ended 31 December 2021

---

	2021	2020
<b>Revenues</b>	<b>\$ 1,211,946</b>	<b>\$ 962,035</b>
<b>Expenses</b>		
Program administration (Note 7)	380,224	421,162
Collection, transportation and processing	350,297	181,020
Communications and events	93,223	52,987
	<u>823,744</u>	<u>655,169</u>
<b>Excess of revenues over expenses for the year</b>	<b>\$ 388,202</b>	<b>\$ 306,866</b>

---

The accompanying notes are an integral part of these financial statements



---

# OUTDOOR POWER EQUIPMENT INSTITUTE OF CANADA

## Statement of Cash Flows For the year ended 31 December 2021

---

	2021	2020
<b>Cash provided by (used in):</b>		
<b>Operating activities</b>		
Excess of revenues over expenses for the year	\$ 388,202	\$ 306,866
Changes in non-cash working capital balances		
Accounts receivable	8,481	(22,929)
Prepaid expenses	(49)	(44)
GST receivable	(13,291)	(10,122)
Accounts payable and accrued liabilities	20,654	33,482
	<u>403,997</u>	<u>307,253</u>
<b>Investing activities</b>		
Purchase of intangible asset	(9,660)	-
Transfer to reserve	(5,085)	(10,289)
Purchase of term deposits	(1,672)	(3,383)
	<u>(16,417)</u>	<u>(13,672)</u>
<b>Net increase in cash</b>	<b>387,580</b>	<b>293,581</b>
<b>Cash - beginning of year</b>	<u><b>1,602,147</b></u>	<u><b>1,308,566</b></u>
<b>Cash - end of year</b>	<u><b>\$ 1,989,727</b></u>	<u><b>\$ 1,602,147</b></u>

---

The accompanying notes are an integral part of these financial statements

---

**OUTDOOR POWER EQUIPMENT INSTITUTE OF CANADA**  
**Notes to the Financial Statements**  
**For the year ended 31 December 2021**

---

**1. Incorporation and nature of operations**

Outdoor Power Equipment Institute of Canada ("OPEIC") was incorporated under the Canada Not-for-profit Corporations Act on 15 February 2012 and commenced operations on 1 July 2012. OPEIC is a not-for-profit organization and it is not subject to income taxes providing certain requirements are met. OPEIC currently operates a stewardship program in the Province of British Columbia to assist the outdoor power equipment industry in discharging its obligation to establish end of life product collection and recycling programs under the British Columbia Recycling Regulations.

**2. Summary of significant accounting policies**

These financial statements are prepared in accordance with Canadian accounting standards for not-for-profit organizations. The significant policies are detailed as follows:

(a) Revenue recognition

Environmental Handling Fees (EHFs) are received from registered members that participate in OPEIC's programs. OPEIC recognizes these fees as revenue when received or receivable if the amount to be received can be reasonably estimated and collection is reasonably assured. EHF revenues are recognized as individual members report and remit them as required by OPEIC's membership agreement which is by the end of the month following the reporting period that the designated program materials were sold by the member.

Members are obligated to remit EHF's for all products sold from the earlier of the programs' start date or the date when the member started selling obligated products. If, for any reason, a member omits reporting and remitting EHF's associated with sold program products, OPEIC will recognize those EHF's as revenue when the amounts are determinable by OPEIC.

Interest revenue is recognized on an accrual basis.

(b) Cash and cash equivalents

OPEIC's policy is to disclose bank balances under cash and cash equivalents, including bank overdrafts with balances that fluctuate frequently from being positive to overdrawn and term deposits with a maturity period of three months or less from the date of acquisition.

---

**OUTDOOR POWER EQUIPMENT INSTITUTE OF CANADA**  
**Notes to the Financial Statements**  
**For the year ended 31 December 2021**

---

**2. Summary of significant accounting policies - Continued**

(c) Financial instruments

(i) Measurement of financial instruments

OPEIC initially measures its financial assets and liabilities at fair value and subsequently measures all of its financial assets and financial liabilities at amortized cost.

Financial assets measured at amortized cost include cash, accounts receivable and the reserve.

Financial liabilities measured at amortized cost include accounts payable and accrued liabilities.

(ii) Impairment

Financial assets measured at cost are tested for impairment when there are indicators of impairment. The amount of the write-down is recognized in the statement of operations. The previously recognized impairment loss may be reversed to the extent of the improvement, directly or by adjusting the allowance account, provided it is no greater than the amount that would have been reported at the date of the reversal had the impairment not been recognized previously. The amount of the reversal is recognized in the statement of operations.

(iii) Transaction costs

OPEIC recognizes its transaction costs in the statement of operations in the period incurred. However, financial instruments that will not be subsequently measured at fair value are adjusted by the transaction costs that are directly attributable to their origination, issuance or assumption.

(d) Intangible asset

The intangible asset is recorded at cost. OPEIC provides for amortization using the following method at a rate designed to amortize the cost of the intangible asset over its estimated useful life. The annual amortization rate is as follows:

ERP software

5 years straight line

---

**OUTDOOR POWER EQUIPMENT INSTITUTE OF CANADA**  
**Notes to the Financial Statements**  
**For the year ended 31 December 2021**

---

**2. Summary of significant accounting policies - Continued**

(e) Impairment of long-lived assets

OPEIC tests long-lived assets for impairment when events or changes in circumstances indicate that their carrying value may not be recovered. When an intangible asset no longer contributes to the services provided by OPEIC its carrying amount is written down to its residual value. No impairment losses were determined by management to be necessary for the year.

(f) Use of estimates

The preparation of financial statements in accordance with Canadian accounting standards for not-for-profit organizations requires management to make estimates and assumptions that affect the reported amount of assets and liabilities, disclosure of contingent assets and liabilities at the date of the financial statements and the reported amount of revenues and expenses during the reported period. Accounts subject to estimates include accrued liabilities and revenue recognized for EHF's receivable. Actual results could differ from these estimates.

(g) Foreign exchange

Transactions denominated in foreign currencies are recorded in Canadian dollars at the exchange rate prevailing at the time of the transaction. Monetary assets and liabilities denominated in foreign currencies are converted to Canadian dollars at the exchange rate prevailing at year end. Exchange gains and losses are recorded in the statement of operations for the year.

**3. Financial instruments**

OPEIC is exposed to various risks through its financial instruments. The following analysis provides a measure of OPEIC's risk exposure and concentrations at the statement of financial position date, 31 December 2021.

(a) Credit risk

Credit risk is the risk that one party to a financial instrument will cause a financial loss for the other party by failing to discharge an obligation. OPEIC's main credit risks relate to its cash and accounts receivable. Cash is in place with major financial institutions. Concentrations of credit risk with respect to accounts receivable are limited due to the large number of members. OPEIC has evaluation and monitoring processes in place and writes off accounts when they are determined to be uncollectible. There has been no change to this risk exposure from the prior year.

---

**OUTDOOR POWER EQUIPMENT INSTITUTE OF CANADA**  
**Notes to the Financial Statements**  
**For the year ended 31 December 2021**

---

**3. Financial instruments - Continued**

(b) Liquidity risk

Liquidity risk is the risk that an entity will encounter difficulty in meeting obligations associated with financial liabilities. OPEIC is exposed to this risk mainly in respect of its accounts payable and accrued liabilities. OPEIC maintains adequate cash to meet obligations as they become due. There has been no change to this risk exposure from the prior year.

(c) Market risk

Market risk is the risk that the fair value or future cash flows of a financial instrument will fluctuate because of changes in market prices. Market risk comprises three types of risk: currency risk, interest rate risk and other price risk. OPEIC is exposed to currency and interest rate risk.

(d) Currency risk

Currency risk is the risk that the fair value or future cash flows of a financial instrument will fluctuate because of changes in foreign exchange rates. Consequently, some assets and liabilities are exposed to foreign exchange fluctuations. OPEIC does not utilize any derivative instruments to mitigate this currency risk. There has been no change to this risk exposure from the prior year.

(e) Interest rate risk

Interest rate risk is the risk that the fair value or future cash flows of a financial instrument will fluctuate because of changes in market interest rates. OPEIC is exposed to interest rate risk on its fixed interest rate financial instruments. Fixed-rate instruments subject OPEIC to fair value risk. There has been no change to this risk exposure from the prior year.

**4. Term deposits**

OPEIC holds a term deposit which bears interest at 0.4% per annum (2020 - 0.8%) and matures on 5 July 2022.

---

**OUTDOOR POWER EQUIPMENT INSTITUTE OF CANADA**  
**Notes to the Financial Statements**  
**For the year ended 31 December 2021**

---

**5. Reserve**

In a previous year, the Board of Directors passed a resolution to establish the reserve fund. The purpose of the reserve fund is to ensure financial stability in case of unforeseen events such as:

- Fluctuations in costs;
- The risk that OPEIC will be wound-up by the decision of the participants or as a consequence of regulatory change;
- Claims against OPEIC, its Board of Directors, or staff in excess of OPEIC's insurance coverage; and
- To cover the cost of unanticipated or extraordinary items.

Transfers to the reserve fund are made upon resolutions passed by the Board of Directors. Total contributions to the reserve fund are not to exceed two years' worth of expenses.

The reserve fund consists of an investment in a term deposit and is independently managed. All income earned on the investment is initially reported in the unrestricted fund and then transferred to the reserve fund. During the year, \$5,085 (2020 - \$10,289) was transferred from unrestricted net assets to the reserve fund, representing the investment income earned on the term deposit.

**6. Intangible asset**

	<b>Cost</b>	<b>Accumulated Amortization</b>	<b>2021 Net</b>	<b>2020 Net</b>
ERP Software	<b>\$ 9,660</b>	<b>\$ -</b>	<b>\$ 9,660</b>	<b>\$ -</b>

The ERP software was not put into use by OPEIC during the year and as such, no amortization expense has been recorded during 2021.

---

**OUTDOOR POWER EQUIPMENT INSTITUTE OF CANADA**  
**Notes to the Financial Statements**  
For the year ended 31 December 2021

---

**7. Related party transactions**

OPEIC is related to Outdoor Power Equipment Institute (OPEI), an organization incorporated in the United States, through a common Board of Directors.

During the year, program administration services of \$78,350 (2020 - \$79,746) were provided by OPEI to OPEIC.

These transactions are in the normal course of operations and have been valued in these financial statements at the exchange amount which is the amount of consideration established and agreed to by the related parties.

Included in accounts payable and accrued liabilities is \$6,992 (2020 - \$10,073) due to OPEI for program administration services. This amount is unsecured, non-interest bearing and is subject to normal trade payable payment terms.

**8. Common control**

By virtue of a common Board of Directors, OPEIC and OPEI are under common control.

OPEI has not been consolidated in OPEIC's financial statements. OPEI's year end is 31 August and its financial statements are prepared in accordance with US generally accepted accounting principles FASB ASU 2016-14, Presentation of Financial Statements for Not-for-Profit Entities. The financial summary as at 31 August 2021 and for the year then ended are based on the audited financial statements. All amounts are presented in US dollars.

OPEI

	<b>31 August 2021</b>	31 August 2020
Financial Position		
Total assets	<b>\$ 17,715,091</b>	\$ 18,296,879
Total liabilities	<b>8,493,179</b>	6,691,508
Total net assets	<b>9,221,912</b>	11,605,371
	<b>\$ 17,715,091</b>	\$ 18,296,879

---

**OUTDOOR POWER EQUIPMENT INSTITUTE OF CANADA**  
**Notes to the Financial Statements**  
For the year ended 31 December 2021

---

**8. Common control - Continued**

	<b>31 August 2021</b>	31 August 2020
Results of Operations		
Total revenues	<b>\$ 2,515,646</b>	\$ 6,219,790
Total expenses	<b>4,899,105</b>	4,991,168
(Deficiency) excess of revenue over expenses	<b>\$ (2,383,459)</b>	\$ 1,228,622
	<b>31 August 2021</b>	31 August 2020
Cash Flows		
Cash flows from Operating activities	<b>\$ (354,991)</b>	\$ (1,511,333)
Cash flows from Investing activities	<b>2,211,665</b>	(840,215)
Increase (decrease) in cash	<b>\$ 1,856,674</b>	\$ (2,351,548)

**9. Impact of COVID-19**

In March 2020, the World Health Organization declared the COVID-19 outbreak to be a public health emergency. This pandemic has caused an increase in economic uncertainty that has led to volatility in the international markets and disrupted business operations around the world. OPEIC's primary source of revenue is derived from Environmental Handling Fees charged by its members on the sale of approved program products which are dependent on the members' ongoing business operations. Additionally, OPEIC's operating expenses include the costs of collection, transportation and processing of program products as these are returned to OPEIC for recycling and proper disposal. During the year, OPEIC continued to receive revenue from EHF's as charged to its members who experienced higher than anticipated consumer demand during 2021 resulting in an increase in EHF revenue and net surplus in excess of budgeted amounts. OPEIC did experience disruptions in its collection and processing activities at various points during the year due to regional COVID-19 restrictions. At the date of the Independent Auditors' Report, management is unable to determine the full impact of the COVID-19 pandemic on future revenues, expenses and operations.

**10. Comparative figures**

Certain comparative figures have been reclassified from those previously presented to conform to the presentation of the 2021 financial statements.



## Appendix E: Third Party Assurance

**OUTDOOR POWER EQUIPMENT  
INSTITUTE OF CANADA**

**INDEPENDENT REASONABLE  
ASSURANCE REPORT**

**31 DECEMBER 2021**

---

## INDEPENDENT REASONABLE ASSURANCE REPORT

---

To the Directors of  
Outdoor Power Equipment Institute of Canada,

### Assurance Level and Selected Information

We have been engaged by Outdoor Power Equipment Institute of Canada (“OPEIC”) to perform a reasonable assurance engagement in respect of the following information (the “Selected Information”), detailed in Appendix 1, and also included within OPEIC’s Annual Report for the Outdoor Power Equipment Recycling Program to the British Columbia Ministry of Environment and Climate Change Strategy for the year ended 31 December 2021:

- Section 4 - Collection System and Facilities and Appendix C - the location of collection facilities, and any changes in the number and location of collection facilities from the previous report in accordance with Section 8(2)(b) of BC Regulation 449/2004 (the “Recycling Regulation”);
- Section 6 - Pollution Prevention Hierarchy and Product/Component Management - the description of how the recovered product was managed in accordance with the pollution prevention hierarchy under Section 8(2)(d) of the Recycling Regulation;
- Section 7 - Product Collected - the description of how total amounts of the producer’s product collected has been calculated in accordance with Section 8(2)(e) of the Recycling Regulation; and
- Section 9 - Plan Performance – the description of performance for the year in relation to targets in the approved stewardship plan under Section 8(2)(b), (d) and (e) of the Recycling Regulation.

Our reasonable assurance engagement does not constitute a legal determination on OPEIC's compliance with Sections 8(2)(b), (d) and (e) of the Recycling Regulation.

### Responsibilities

Preparation and fair presentation of the Selected Information in accordance with the evaluation criteria as listed in Appendix 1 is the responsibility of OPEIC’s management. Management is also responsible for such internal control as management determines is necessary to enable the preparation of the Selected Information such that it is free from material misstatement. Furthermore management is responsible for preparation of suitable evaluation criteria in accordance with the Recycling Regulation Guidance - Third Party Assurance for Non-Financial Information in Annual Reports – 2021 Reporting Year dated November 2021 as specified by the Director under section 8(2)(h) of the Recycling Regulation of the Province of British Columbia.

Our responsibility is to express an opinion on the Selected Information based on the procedures we have performed and the evidence we have obtained.

## **Evaluation Criteria**

The evaluation criteria presented in Appendix 1 are an integral part of the Selected Information and address the relevance, completeness, reliability, neutrality and understandability of the Selected Information.

## **Applicable Quality Control Requirements**

We apply International Standard on Quality Control 1 and, accordingly, maintain a comprehensive system of quality control, including documented policies and procedures regarding compliance with ethical requirements, professional standards and applicable legal and regulatory requirements.

## **Scope of the Reasonable Assurance Engagement**

We carried out our reasonable assurance engagement in accordance with the International Standard on Assurance Engagements 3000 (ISAE 3000) published by the International Federation of Accountants. This Standard requires that we comply with independence requirements and plan and perform the engagement to obtain reasonable assurance about whether the Selected Information is free of material misstatement.

A reasonable assurance engagement includes examining, on a test basis, evidence supporting the amounts and disclosures within the Selected Information. The procedures selected depend on our judgement, including the assessment of the risks of material misstatement in the Selected Information due to omissions, misrepresentations and errors. In making those risk assessments, we consider internal control relevant to the entity's preparation and fair presentation of the Selected Information in order to design assurance procedures that are appropriate in the circumstances, but not for the purpose of expressing a conclusion on the effectiveness of the entity's internal control. A reasonable assurance engagement also includes assessing the evaluation criteria used and significant estimates made by management, as well as evaluating the overall presentation of the Selected Information. The main elements of our work were:

- Gain an understanding of the data collection, monitoring and reporting processes through inquiries of management;
- Testing the processes, documents and records on a sample basis;
- Re-calculating quantitative data on a sample basis as it pertains to the Selected Information; and
- Evaluating the presentation of the Selected Information in the Annual Report.

We believe that the evidence we have obtained is sufficient and appropriate to provide a basis for our conclusion.

## **Inherent Limitations**

Non-financial performance information is subject to more inherent limitations than financial information, given the characteristics of the Selected Information and the methods used for determining and calculating such information. Qualitative interpretations of relevance, materiality and the accuracy of data are subject to individual assumptions and judgments. Furthermore, the nature and methods used to determine such information, as well as the evaluation criteria and the precision thereof, may change over time. It is important to read our report in the context of evaluation criteria.

## Conclusion

In our opinion, the Selected Information within OPEIC's Annual Report for the Outdoor Power Equipment Recycling Program for the year ended 31 December 2021 presents fairly, in all material respects, in accordance with the evaluation criteria listed in Appendix 1:

- The location of collection facilities, and any changes in the number and location of collection facilities from the previous report in accordance with Section 8(2)(b) of the Recycling Regulation;
- The description of how the recovered product was managed in accordance with the pollution prevention hierarchy under Section 8(2)(d) of the Recycling Regulation;
- The description of how total amounts of the producer's product collected has been calculated in accordance with Section 8(2)(e) of the Recycling Program; and
- The description of performance for the year in relation to targets in the approved stewardship plan under Section 8(2)(b), (d) and (e) of the Recycling Regulation.

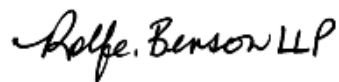
## Emphasis of Matter

Without qualifying our opinion, the following should be noted regarding the information in the Annual Report:

1. The Selected Information included in Section 6 - Pollution Prevention Hierarchy and Product/Component Management for bulky products and lawn tractors collected from 1 January 2021 to 30 June 2021, and for lawn tractors collected from 1 July 2021 to 31 December 2021, is based on a general understanding of the free market scrap metal collection system and management's discussions with industry representatives. This information has not been subject to further verification and as such, the information presented is subject to uncertainty.
2. The quantities of bulky products and lawn tractors collected from 1 January 2021 to 30 June 2021, and the quantities of lawn tractors collected from 30 June 2021 to 31 December 2021 as reported in Section 7.2 – Product Collected is based on self-reported data from the collection facilities and has not been subject to further verification by OPEIC. As such, the information presented is subject to uncertainty.
3. OPEIC does not present a recovery rate in the Annual Report. As such, the total amount of producer's product sold as presented on Table 4 – Total Units of Electric Outdoor Power Equipment Sold in BC in 2021 fiscal reporting year of the Annual Report has not been included in the Selected Information.

## Other Matter

Our report has been prepared solely for the purposes of management's stewardship under the Recycling Regulation and is not intended to be and should not be used for any other purpose. Our duties in relation to this report are owed solely to OPEIC, and accordingly, we do not accept any responsibility for loss occasioned to any other party acting or refraining from acting based on this report.



CHARTERED PROFESSIONAL ACCOUNTANTS

Vancouver, Canada  
28 June 2022

Appendix 1

**Evaluation Criteria**

**Collection facilities**

<b>Specific disclosures in the annual stewardship report from Section 4 - Collection System and Facilities for which evaluation criteria were developed</b>	
<b>Disclosure per Annual Report</b>	<b>Reference</b>
Total number of collection facilities in 2021 – 248	Table 1: Number of Collection sites by Regional District
Change in number of collection facilities in 2021 – 4 opened, 3 closed	Appendix C: Number and Location of Contracted Collection Sites
“As of December 31, 2021, the Service Provider’s collection network consisted of 248 collection sites, of which 234 accepted Regular and Bulky products and the remaining 14 accepted Lawn Tractors only.”	

The following evaluation criteria were applied to the assessment of the location of collection facilities, and any changes in the number and location of collection facilities from the previous report in accordance with Section 8(2)(b) of the Recycling Regulation:

- “Collection facilities” are depots that have a signed contract with OPEIC for the collection of program materials during the reporting period 1 January – 31 December 2021, a physical location that is available to collect program material, and the staff of the facility has an adequate understanding of the program.
- OPEIC maintains a listing of all collection facilities for the program, including the location of the collection facility, the total of which agrees to the number of collection facilities as disclosed in the Annual Report.
- The change in number of collection facilities is calculated by comparing the current number of collection facilities, a sum of all the collection facilities that have a signed contract within a given reporting year and those that closed within the same reporting year, to the number of collection facilities reported in the prior reporting year.

**Pollution Prevention Hierarchy**

<b>Specific disclosures in the annual stewardship report from Section 6 - Pollution Prevention Hierarchy and Product/Component Management for which evaluation criteria were developed</b>	
<b>Disclosure per Annual Report</b>	<b>Reference</b>
“...Bulky products collected through the Service Provider’s network were managed as scrap metal and subject to the same expected end fate as other products with high metal content. Bulky products were combined with other metal accumulated on site, sold to a larger metal recyclers who processed the majority of metal bearing products collected in BC. Metal-bearing products are shredded and the resulting material is sorted into ferrous metal, non-ferrous metal and waste material (plastics, fabrics, etc.). According to information provided by metal processors, the shredders successfully pull out approximately 99% of the metal. This material is then shipped to smelters and formed into ingots. Ingots are then sold to manufacturers to make consumer and/or industrial goods”	
“...effective June 30, 2021, the Program redirected the collection of Bulky products (with the exception of electric lawn tractors) away from the Service Provider’s Bulky collection network, and to the Service Provider’s collection stream for Regular products.”	
“...with respect to Bulky Products collected in between January 1, 2021 and June 30, 2021, and Lawn Tractors collected in 2021, the end fate of embedded products is unknown.”	

“Table 3 provides a description of the downstream process for each commodity type, accounting for all Regular items processed in 2021 and Bulky items processed between June 30, 2021 and December 31, 2021.”

“Downstream Processes are based on the descriptions provided by the Recycler Qualification Office (RQO) and EPSC Electronic Recycling Standard verified Processors detailing the end disposition of product managed.”

**Material: Ferrous Steel**

Downstream process: Production, processing, non-processing

End fate: Recycle

**Material: Plastics**

Downstream process: Processing

End fate: Recycle

**Material: Aluminum**

Downstream process: Production, processing, non-processing

End fate: Recycle

**Material: Wire and Cables and String Lights**

Downstream process: Refining, non-processing

End fate: Recycle

**Material: Copper**

Downstream process: Processing, refining

End fate: Recycle

**Material: Glass**

Downstream process: Processing, Non-processing

End fate: Recycle

**Material: Circuit Boards**

Downstream process: Refining

End fate: Recycle

**Material: Refuse**

Downstream process: Other final disposition

End fate: Recovery, Landfill

**Material: Rechargeable Batteries**

Downstream process: Reuse, processing, refining and non-processing

End fate: Reuse, Recycle

**Material: Paper Based Materials**

Downstream process: Processing

End fate: Recycle

Table 3: Downstream Processes for Regular Products by Material Commodity in 2021

The following evaluation criteria were applied to the assessment of how the recovered product is managed in accordance with the pollution prevention hierarchy in accordance with Section 8(2)(d) of the Recycling Regulation:

- OPEIC defines two streams of products included in the OPEIC Program:
  - Regular Products are defined as products such as chain saws, brush cutters, garden shears, tillers, ice drills and are designed to be carried by the equipment operator either on their back or in their hands and might have one accessory wheel.
  - Bulky Products are defined as products that have two wheels or more, such as lawnmowers, snowblowers, pressure washers with wheels, and cultivators.
- The information on product management for bulky products (including lawn tractors) from 1 January 2021 to 30 June 2021, and for lawn tractors only from 1 July 2021 to 31 December 2021, has been determined based on a general understanding of the free market collection system and management’s representations regarding conversations with industry representatives.
- The information on product management for regular products is based on the information in the downstream material flow documents as approved by the Recycler Qualification Office (“RQO”) and information included in the annual reports as provided by the primary processors.

**Product collected**

<b>Specific disclosures in the annual stewardship report from Section 7 - Product Sold and Collected for which evaluation criteria were developed</b>
<b>Disclosure per Annual Report</b>
<p>“Given the changes to OPEIC’s collection network occurred halfway through 2021, reporting on all three metrics for the current reporting year include:</p> <ul style="list-style-type: none"> <li>• Combined estimated weight of:           <ul style="list-style-type: none"> <li>• Regular product collected in 2021</li> <li>• Bulky product collected between June 30, 2021, and December 31, 2021 only</li> </ul> </li> <li>• Units of Bulky product collected between January 1, 2021, and June 30, 2021</li> <li>• Units of Electric lawn tractors collected in 2021”</li> </ul>
<p>“An estimated 280 tonnes of Regular &amp; Bulky EOPE was collected in 2021, based on reports provided by the Service Provider’s contracted consolidation facilities.”</p>
<p>“Between January 1, 2021 and June 30, 2021, collection sites accepting Bulky Products and Electric Lawn Tractors reported 1,483 units of Bulky Products collected. Between July 1, 2021 and 31 December 2021, as Bulky Products were included in the sampling process alongside Regular products, unit counts were not conducted on Bulky products. However, collection sites accepting lawn tractors reported the collection of 36 units...”</p>

The following evaluation criteria were applied to the assessment of the description of how total amounts of the producer’s product collected has been calculated in accordance with Section 8(2)(e) of the Recycling Regulation:

**Product Collected:**

- Regular products (for the 2021 fiscal year) and bulky products (from 1 July 2021 to 31 December 2021) are co-mingled with other end of life electronic materials during collection.
- Each shipment of co-mingled regular product collected is supported by documentation provided by the processors which indicates the total weight collected.
- The processors perform periodic sampling activities to determine the estimated percentage of program materials belonging to the program. The weights of regular products related to the program are calculated by multiplying the total weight of co-mingled materials by the estimated percentage of OPEIC products.



- The quantity of bulky products collected from 1 January 2021 to 30 June 2021 and quantity of lawn tractors collected from 1 January 2021 to 31 December 2021 are determined using the information included in unit based tracking forms as self-reported by the collection sites accepting bulky products for the periods. OPEIC does not perform further verification of the number of units as reported by the bulky product collection sites and as such, the amounts reported are subject to uncertainty.

#### **Performance targets**

<b>Specific disclosures in the annual stewardship report from Section 9 - Plan Performance for which evaluation criteria were developed</b>
---

No targets relating to Section 8(2)(b), (d) and (e) of the Recycling Regulation were presented in the 2021 Annual Report.
---

The following evaluation criteria were applied to the assessment of the description of performance for the year in relation to targets in the approved stewardship plan under Section 8(2)(b), (d) and (e) of the Recycling Regulation:

- All stewardship plan targets relating to Section 8(2)(b), (d) and (e) of the Recycling Regulation have been identified and disclosed in the Annual Report.