



cleanBC

CLIMATE
LEADERSHIP
SYMPOSIUM

Public Sector and Local
Government Action



cleanBC

our nature. our power. **our future.**

FLEET DECARBONIZATION

NATASHA STAFFELDT-JOST

MANAGER, REPORTING AND ASSESSMENT, CLEAN GOVERNMENT

PUBLIC SECTOR FLEET COMMITMENTS



CleanBC

40% emission reduction by 2030



Roadmap to 2030

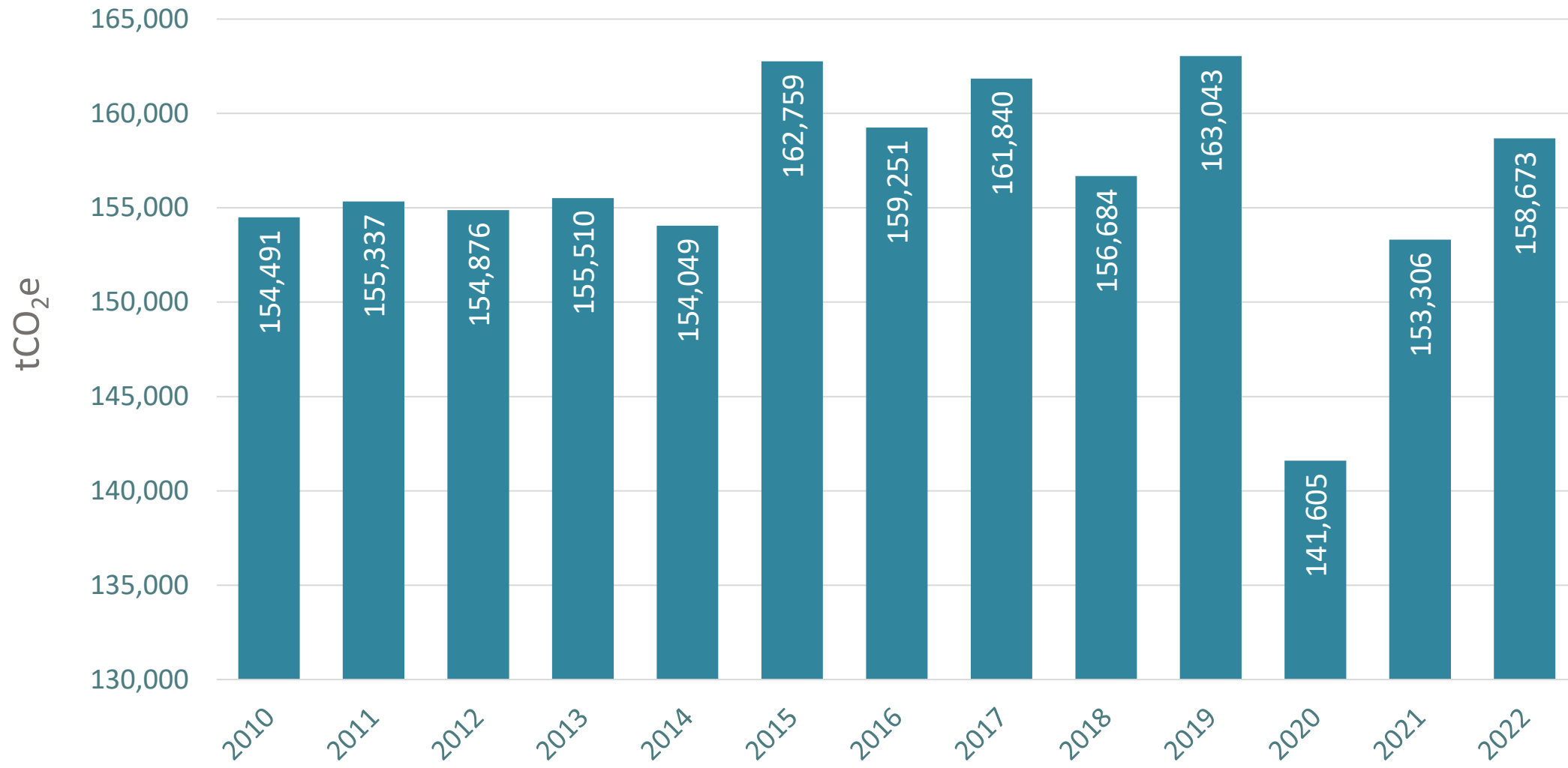
All light duty vehicle purchases are Zero Emission Vehicles (ZEVs) by 2027



Under2 Pledge

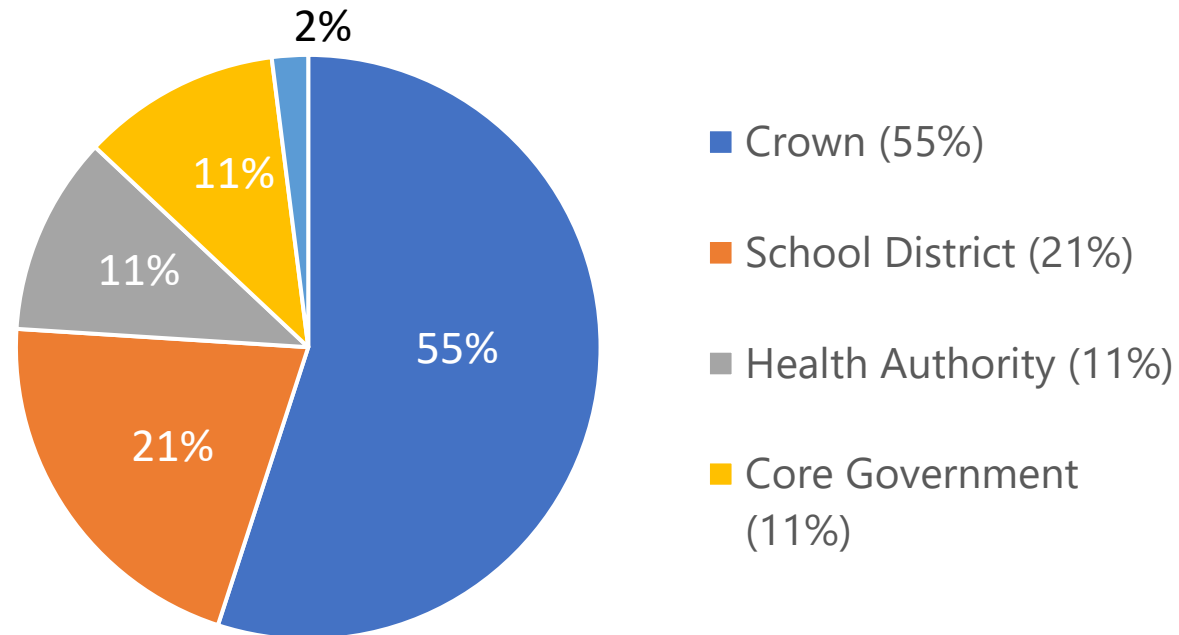
Light duty vehicle inventory all ZEVs by 2035 and medium & heavy duty by 2040

PUBLIC SECTOR FLEET EMISSIONS



PUBLIC SECTOR FLEET EMISSIONS

2022 Public Sector Fleet Emissions: by Sector



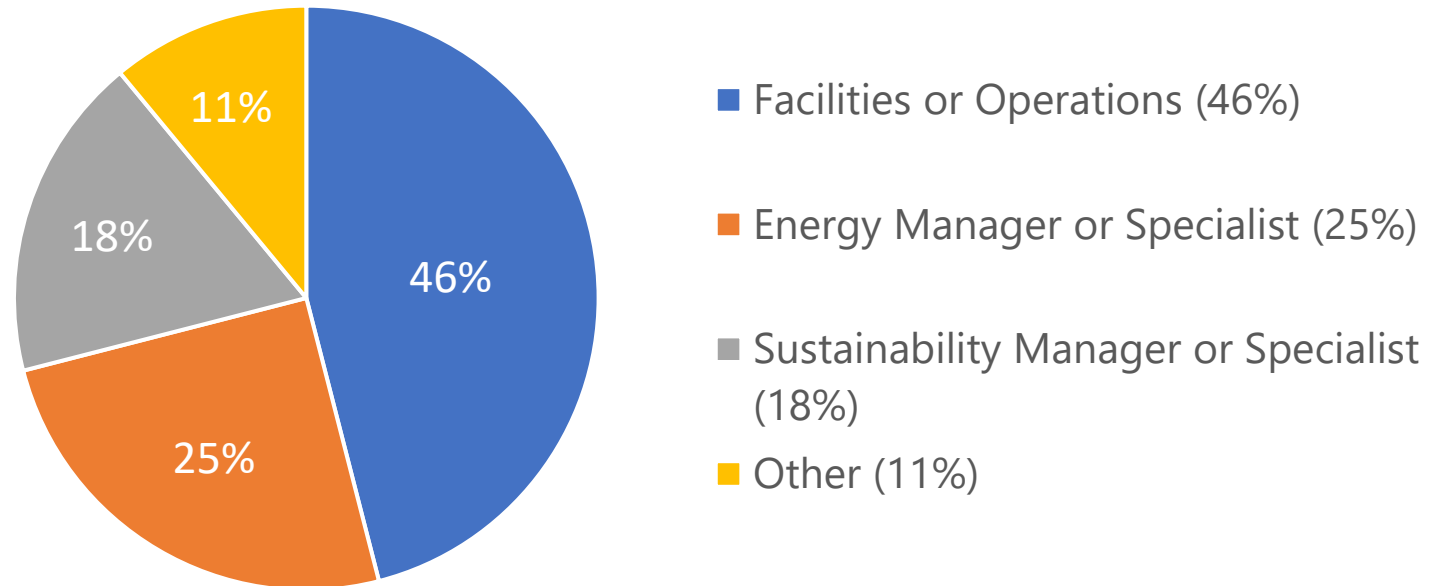
PUBLIC SECTOR CLIMATE LEADERSHIP (PSCL) SURVEY



112 PSOs completed the PSCL survey

- Represents 86% of all PSOs & and accounted for 93% of PSO emissions in 2022

PSCL Survey Respondents:



PUBLIC SECTOR CLIMATE LEADERSHIP SURVEY



2022 PSO Fleet Distribution

	Light Duty Vehicle	Light Duty Truck	Heavy Duty Vehicle	Total
Electric*	273	81	61	415
Hybrid Electric	429	115	15	559
Gas	1,944	6,003	2,128	10,075
Diesel	54	455	2,820	3,329
Natural Gas or Propane	6	3	430	439
Total	2,706	6,657	5,454	14,817
Percentage	18%	45%	37%	

*Electric Includes Battery Electric, Plug-in Hybrid Electric, Fuel-Cell Electric

PUBLIC SECTOR CLIMATE LEADERSHIP SURVEY



PSO Fleet Trends

- In 2022, the public sector fleet grew by 1,302 vehicles
 - 170 electric* vehicles
 - 1,132 internal combustion engine (ICE) vehicles

EVs accounted for 8% of PSO light-duty vehicle acquisitions

*Electric Includes Battery Electric, Plug-in Hybrid Electric, Fuel-Cell Electric

PSO Clean Fleet Plans

Optimize an organization's transition to a ZEV fleet and approach to GHG fleet emissions reduction

11% of PSOs report having a **Clean Fleet Plan, representing 68% of fleet emissions.**

36% of PSOs report planning to develop a **Clean Fleet Plan, representing a further 20% of fleet emissions.**

FLEET DECARBONIZATION ENGAGEMENT SESSION: SETTING THE STAGE



Research & Jurisdictional Scan

- Overview of research analysis and observed barriers
- Summary of jurisdictional scan policies and actions



RESEARCH ANALYSIS: KEY FINDINGS



PSO actions leading to decreased emissions:

- Installation of electric vehicle (EV) charging infrastructure
- Application of a clean fleet plan & business travel policies
- ZEV acquisition



Contributing factors for increased emissions:

- Increasing vehicle fleet size and composition
- Keeping fleet vehicles past "end-of-life" without replacement

RESEARCH ANALYSIS: BARRIERS



PSO barriers for fleet electrification:


- Supply chain issues and lack of ZEV availability
- Available EVs do not meet operational requirements
- Lack of necessary EV charging infrastructure
- Budgetary constraints & vehicle operator insecurities



JURISDICTIONAL SCAN

Analysis of seven jurisdictions:

- Government of Canada
- New Zealand
- Scotland
- Province of Quebec
- State of Oregon
- State of California
- City of New York



Jurisdictional scan consisted of a literature review of each jurisdiction as well as an interview with the Government of Canada, the Province of Quebec, and New Zealand.

JURISDICTIONAL SCAN: FINDINGS

Common policies & actions:

- Setting fleet related emissions/purchasing targets
- Implementation of a clean fleet plan
- ZEV-first purchasing policy

Additional policies & actions:

- Use of alternate fuels
- Limitations on fleet size
- Mandated vehicle efficiency levels



Success Factors:

- Mandated ZEV adoption & purchase targets
- Accurate and extensive data
- Collaboration with relevant departments and agencies

Research & Jurisdictional Scan: Key Findings

- Summary of policies and approaches to implementation

Discussion & Feedback

- Explore policies to assist PSOs in reducing fleet emissions
- Identify challenges and opportunities

QUESTIONS?