

# 2024 Providence Health Care Climate Change Accountability Report



**Carbon Neutral**



**Providence  
Health Care**



## DECLARATION STATEMENT

---

This PSO Climate Change Accountability Report for the period January 1, 2024, to December 31, 2024, summarizes our greenhouse gas (GHG) emissions profile, the total offsets to reach net-zero emissions, the actions we have taken in 2024 to minimize our GHG emissions and our plans to continue reducing emissions in 2025 and beyond.

## AUTHORS

---

This report was written by Energy and Environmental Sustainability (EES), a regional collaboration team of four health organizations that works to drive change for environmentally sustainable and climate resilient care across planning, design, construction and operations. Housed within the Facilities Management department, the EES team cannot do this work alone, and works with diverse teams, departments, and health care staff and medical staff across Providence Health Care.

## COLLABORATORS

---

In particular, we'd like to acknowledge the contributions of the Planetary Health Lead, the Environmental Stewardship Leadership Council and working group leads, Communications, Indigenous Wellness and Reconciliation, Food Services, Office of Strategy and Results, Facilities Management, Waste Management, PHSA Procurement and Supply Chain, Green+Leaders, clinical teams who are leading sustainability initiatives and many others named throughout this report.

## 2025 Energy and Environmental Sustainability team. All rights reserved.

This report has been designed by Be the Change Group for the Energy and Environmental Sustainability team.

Unless otherwise noted, all materials may be freely reproduced in part or in full, provided that the source is acknowledged.

## Suggested citation:

Providence Health Care Climate Change Accountability Report 2024. Energy and Environmental Sustainability team, British Columbia, Canada.

## For further information contact:

Sonja Janousek  
Environmental Sustainability Director  
[sonja.janousek@vch.ca](mailto:sonja.janousek@vch.ca)



# Our Commitment to Indigenous Wellness and Reconciliation

Providence Health Care is committed to the process of Truth and Reconciliation with Indigenous Peoples and it is embedded in everything we do. This bold commitment from Mission: Forward, Providence's strategic plan, means that everyone at Providence holds responsibility to advance Indigenous wellness and reconciliation.

Truth and Reconciliation requires each of us to develop a shared understanding of the past and its lineage into the present. The truth is that our inheritance—collectively and individually—is one of continued colonialism, systemic and interpersonal racism, and profound injustice and inequities faced by Indigenous Peoples.

Reconciliation requires us all to take responsibility—as human beings and as an organization—for taking action grounded in humility and anti-racism. We are responsible for advancing Indigenous human rights in partnership with Indigenous Peoples, through processes underpinned by mutual respect and dignity.

First Nations, in what is now known as British Columbia, have been stewards and caretakers of the lands and waters since time immemorial. We affirm that efforts toward reconciliation are directly tied to the environment and respecting the land, plants and animals. We acknowledge that there is much to be learned about environmental stewardship from First Nations traditional knowledge, histories and teachings.

We would like to humbly and gratefully acknowledge that the work guided by our Mission, Vision and Values is delivered on the unceded, traditional and ancestral lands of the Coast Salish people—in particular, the x<sup>w</sup>məθk<sup>w</sup>əy̓əm (Musqueam), Skw̓xwú7mesh (Squamish) and səliwətał (Tsleil-Waututh).

# 2024 Providence Health Care Climate Change Accountability Report (CCAR)

## NAVIGATION

► **Table of Contents**

**Executive Message**

**Our Story: Providence's Commitment to Planetary Health**

**Our Progress: Tracking the Journey**

**Our Leadership: Collaborative and Integrated Action**

**Our Partners**

**2024 GHG Emissions and Offsets Summary Table**

**References**

## RELATED REPORT

Green+Leaders Annual Report

# Table of Contents

Executive Message	3
Our Story: Providence's Commitment to Planetary Health	4
Our Progress: Tracking the Journey	5
Energy and Carbon	7
Transportation	11
Waste	13
Water	16
Our Leadership: Collaborative and Integrated Action	18
Buildings	19
Fleet Vehicles and Transportation	20
Paper	21
Refrigerants	21
Climate Risk Management	22
Transforming Patient Care with Planetary Health	23
Our Partners	25
2024 GHG Emissions and Offsets Summary Table	27
References	28



This is an interactive report. Easily navigate to different sections by **clicking on the text headings, including those in the navigation bar to the left.** References are also linked for easy access.

# 2024 Providence Health Care Climate Change Accountability Report (CCAR)

## NAVIGATION

Table of Contents

► Executive Message

**Our Story: Providence's Commitment to Planetary Health**

**Our Progress: Tracking the Journey**

**Our Leadership: Collaborative and Integrated Action**

**Our Partners**

**2024 GHG Emissions and Offsets Summary Table**

**References**

## RELATED REPORT

Green+Leaders Annual Report



## Executive Message

I am pleased to present our 2024 Climate Change Accountability Report which highlights the actions that Providence Health Care has taken to reduce its carbon emissions and to enhance climate resilience and environmental sustainability, and the plans underway to reach our climate goals.

This report responds to B.C.'s Climate Change Accountability Act, which sets ambitious greenhouse gas emissions reduction targets for public sector organizations and the CleanBC Plan and Roadmap. In 2024, our greenhouse gas emissions offsets from buildings, vehicles, paper and refrigerants totalled 8,109 tCO<sub>2</sub>e, representing an 11 per cent decrease in offsets from the previous year. To balance these emissions, we will invest \$212,861 in carbon offsets.

Yet, the emissions we are required to report represent a limited subset of health care's overall carbon footprint. We take personal responsibility for the carbon footprint produced by our operations and facilities. In B.C., we witness firsthand the effects of climate change on human health, caring for patients displaced by wildfires and floods and affected by declining air quality and rising temperatures.

As a Catholic health care organization, Providence is inspired by Pope Francis' 2015 Encyclical letter "Laudato Si'," in which he stated: "Climate

change is a global problem with grave implications: environmental, social, economic, political and for the distribution of goods. It represents one of the principal challenges facing humanity in our day. We need to reflect on our accountability before those who will have to endure the dire consequences.

In 2024, we unveiled our inaugural Planetary Health Strategy with accompanying annual work plans that lay out the key results we plan to achieve. This strategy is our plan to do more, and it requires us all to act and think in ways that consider our environment while improving clinical care outcomes. In May 2024, we appointed our first Planetary Health Lead—Quality and Utilization Improvement to lead this work.

When it comes to our planet's future, demanding change isn't enough, we must initiate it. That's why the new St. Paul's Hospital, opening in 2027, is Canada's first hospital to prioritize climate resilience in its design. The facility is designed to handle future climate extremes with energy-efficient systems that keep spaces comfortable and critical operations running, even during heatwaves or wildfire smoke. Its mechanical systems are built to meet 2050 climate projections, with a clear path to upgrade for 2080, ensuring long-term future-readiness. The design team carefully selected materials based

on their lifecycle greenhouse gas emissions, and at least 75 per cent of construction waste will be diverted from landfills.

As we build new facilities and upgrade existing ones, we're uncovering significant opportunities to reduce emissions. For example, the St. Vincent's Heather long-term care home, set to open in 2028, aims to run entirely on electricity. Designed to cut greenhouse gas emissions by up to 93 per cent, it will set a new benchmark for energy efficiency.

While we've taken significant steps forward in our ongoing stewardship journey, we recognize the urgent need to accelerate our efforts. I'm inspired by the passionate individuals throughout Providence who champion sustainable practices daily, from our Facilities Management Office and New St. Paul's Hospital Project design teams, to the grassroots Environmental Stewardship Team. Their ongoing dedication to sustainability and justice strengthens my belief that together, we can create a healthier planet for future generations to come.



**Fiona Dalton**

President and Chief Executive Officer  
Providence Health Care | Driven by compassion and social justice, we are at the forefront of exceptional care and innovation

A handwritten signature in blue ink that reads "Fiona Dalton".

# 2024 Providence Health Care Climate Change Accountability Report (CCAR)

## NAVIGATION

**Table of Contents**

**Executive Message**

► **Our Story: Providence's Commitment to Planetary Health**

**Our Progress: Tracking the Journey**

**Our Leadership: Collaborative and Integrated Action**

**Our Partners**

**2024 GHG Emissions and Offsets Summary Table**

**References**

## RELATED REPORT

Green+Leaders Annual Report

# Our Story: Providence Health Care's Commitment to Planetary Health

With climate change posing a serious threat to human health, the urgency to focus on sustainability and build climate resilience is clear. Providence is accelerating our activities to significantly reduce the harmful environmental impacts of the health system and adapt to be resilient to climate shocks and stressors, in alignment with the B.C. Ministry of Health 2024 Mandate Letter and [the CleanBC Roadmap to 2030](#).

## Environmental stewardship, a foundational principle

Sustainability has been a foundational principle of our Mission: Forward strategic plan since its launch in 2019. As a foundational principle, it signifies our commitment to embed sustainability in all that we do, and recognizes that our actions today impact the health and well-being of generations to come.

In 2024 we took this commitment a step further by documenting a planetary health strategic plan with three overarching directions: reduce our impact, build our capacity and develop our resilience. Our annual work plans outline the actions we will take and the results we aim to achieve to fulfill our commitments and meet or exceed national benchmarks. Everyone at Providence has a role to play.

## Environmental Stewardship Team

Founded in 2022, Providence Health Care's Environmental Stewardship Team brings together health care professionals committed to advancing the organization's planetary health strategy. This cross-disciplinary group welcomes participation, whether as core team members or project-based contributors, to drive progress on sustainability initiatives that benefit patient care and the planet.



# 2024 Providence Health Care Climate Change Accountability Report (CCAR)

## NAVIGATION

[Table of Contents](#)

[Executive Message](#)

[Our Story:  
Providence's Commitment  
to Planetary Health](#)

► [Our Progress: Tracking  
the Journey](#)

[Energy and Carbon](#)

[Transportation](#)

[Waste](#)

[Water](#)

[Our Leadership:  
Collaborative and  
Integrated Action](#)

[Our Partners](#)

[2024 GHG Emissions and  
Offsets Summary Table](#)

[References](#)

## RELATED REPORT

[Green+Leaders Annual Report](#)

# Our Progress: Tracking the Journey

Providence's commitment to sustainability goes beyond our regulatory requirements, as we look for opportunities to improve across our operations. We are taking steps to include other impact areas, developing innovative solutions that position us as leaders in health care and foster a culture of environmental awareness and action.

# 2024 Providence Health Care Climate Change Accountability Report (CCAR)

## NAVIGATION

Table of Contents

Executive Message

Our Story: Providence's Commitment to Planetary Health

► Our Progress: Tracking the Journey

Energy and Carbon

Transportation

Waste

Water

Our Leadership: Collaborative and Integrated Action

Our Partners

2024 GHG Emissions and Offsets Summary Table

References

## RELATED REPORT

Green+Leaders Annual Report

### Regulatory Guidance

B.C. public sector organizations like Providence Health Care are expected to prepare for the impacts of climate change and do their part to protect the environment by following government requirements and meeting set goals. The [Climate Change Accountability Act](#) sets ambitious greenhouse gas (GHG) emissions reduction targets (from a 2007 baseline) for public sector organizations:

**40%**  
by 2030

**60%**  
by 2040

**80%**  
by 2050

These targets include emissions from owned and leased buildings, the use of fleet vehicles, paper consumption and refrigerants.

The provincial government's [CleanBC Plan and Roadmap](#) sets even more aggressive targets (from a 2010 baseline):

**50%**  
reduction in emissions for public sector buildings **by 2030**

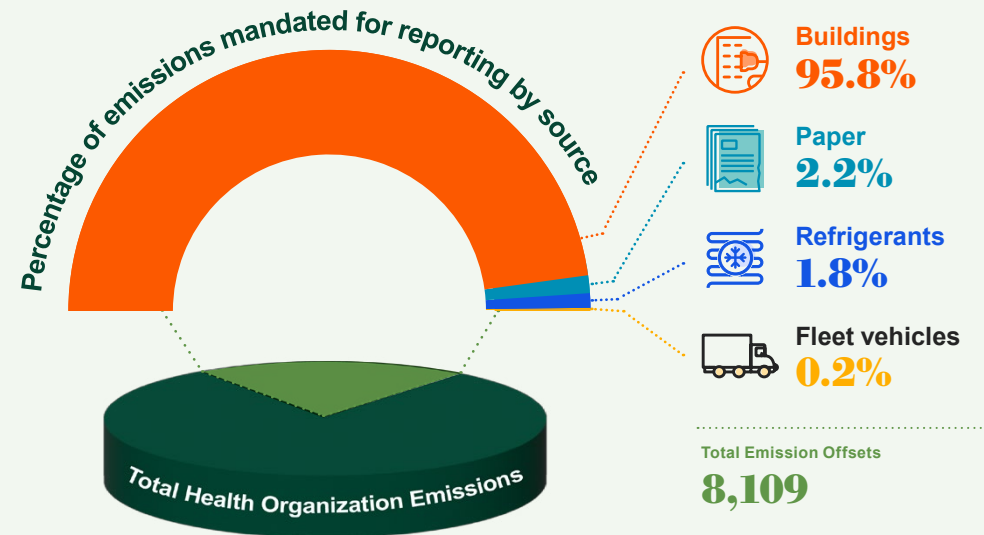
**40%**  
reduction in fleet vehicle emissions **by 2030**

## Health Care Opportunities to Increase Impact

As a leader in environmentally sustainable and climate resilient care, Providence recognizes that meaningful climate action extends beyond in-scope emissions reporting. Our goal is not simply to meet regulatory requirements, but to lead by example within the health care sector. BC's [Climate Change Accountability Act](#) (CCAA) mandates reducing emissions from buildings, fleet vehicles, paper, and refrigerants. These sources represent only a fraction of health care's total environmental impact.

By [tracking key performance indicators](#) in energy use, GHG emissions, waste, transportation and water, we are developing innovative solutions to understand and reduce our organizational footprint. This year we're enhancing our emissions tracking with a new methodology for reporting fugitive emissions from refrigerant assets, such as heating, cooling, ventilation and medical equipment.

### 2024 Providence Health Care GHG Emissions



# 2024 Providence Health Care Climate Change Accountability Report (CCAR)

## NAVIGATION

Table of Contents

Executive Message

Our Story: Providence's Commitment to Planetary Health

Our Progress: Tracking the Journey

- ▶ Energy and Carbon
- Transportation
- Waste
- Water

Our Leadership: Collaborative and Integrated Action

Our Partners

2024 GHG Emissions and Offsets Summary Table

References

## RELATED REPORT

Green+Leaders Annual Report



# Energy and Carbon

	Key Performance Indicator (Metric)	2024 Results*	2025 Target	2030 Target
Regulatory Guidance	To meet the CCAA target, decrease total GHG emissions from owned and leased buildings, fleet vehicles, paper use and refrigerants from 2007 levels (% change of tCO <sub>2</sub> e*/year)	<b>30%</b>	16% <span style="color: green;">■</span>	40% <span style="color: green;">■</span>
	To meet the CleanBC target, decrease total GHG emissions from owned and leased buildings from 2010 levels (% change of tCO <sub>2</sub> e/year)	<b>28%</b>	16% <span style="color: green;">■</span>	50% <span style="color: green;">■</span>
	Decrease the amount of GHG emissions generated per floor area of owned and leased buildings from 2010 levels (% change of tCO <sub>2</sub> e/m <sup>2</sup> /year)	<b>28%</b>	25% <span style="color: green;">■</span>	50% <span style="color: green;">■</span>
	Decrease the amount of energy used per floor area of owned buildings <sup>A</sup> from 2007 levels (% change of kWh/m <sup>2</sup> /year)	<b>15%</b>	20% <span style="color: orange;">◆</span>	25% <span style="color: orange;">◆</span>

- On track to meet target
- ◆ Minimal or slow progress toward target
- Behind schedule to meet target and requires attention

\* tCO<sub>2</sub>e refers to tonnes of carbon dioxide equivalent.



Providence staff, Igor, Rick and Ronnie, on the roof of Mount Saint Joseph Hospital in Vancouver, B.C.

# 2024 Providence Health Care Climate Change Accountability Report (CCAR)

## NAVIGATION

[Table of Contents](#)

[Executive Message](#)

[Our Story: Providence's Commitment to Planetary Health](#)

[Our Progress: Tracking the Journey](#)

- ▶ Energy and Carbon
- Transportation
- Waste
- Water

[Our Leadership: Collaborative and Integrated Action](#)

[Our Partners](#)

[2024 GHG Emissions and Offsets Summary Table](#)

[References](#)

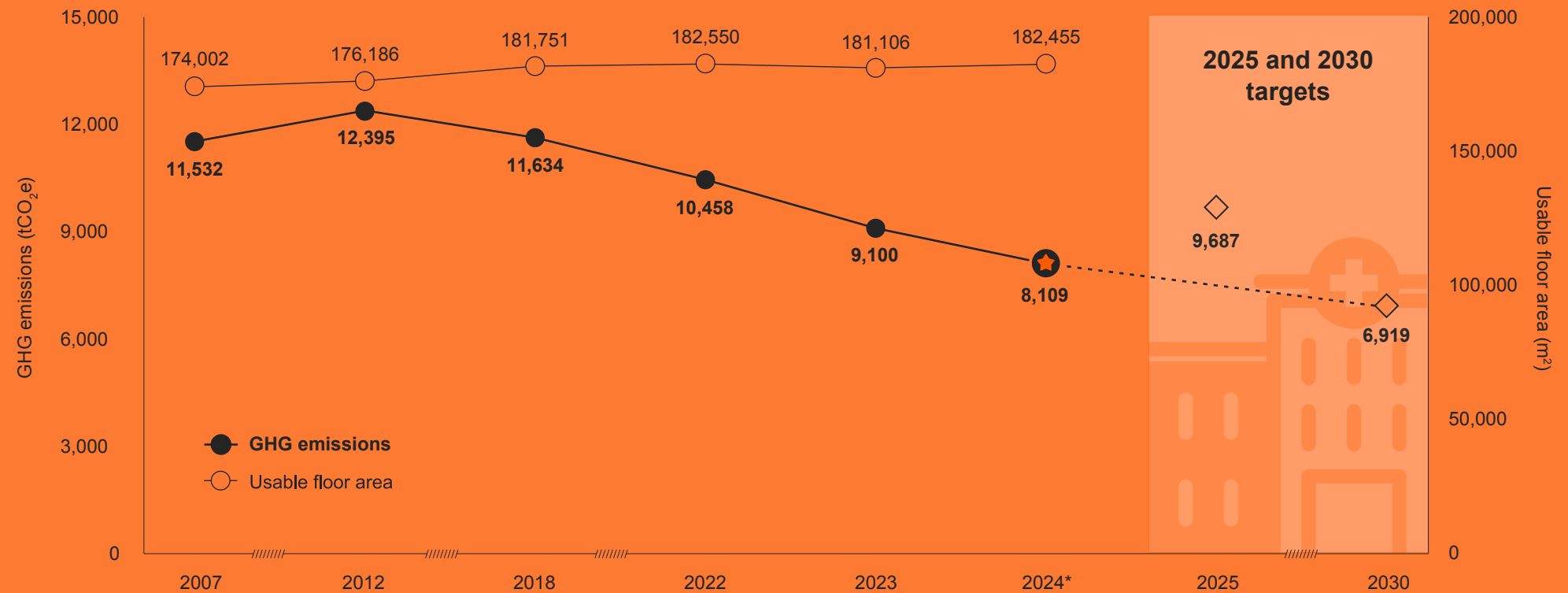
## RELATED REPORT

[Green+Leaders Annual Report](#)

# GHG Emissions (Owned and Leased Buildings, Fleet, Paper and Refrigerants) and Usable Floor Area



GHG emissions have decreased by **30%** since 2007, surpassing the 2025 target.



\* 2024 is the first year refrigerants are included in reported emissions data.

# 2024 Providence Health Care Climate Change Accountability Report (CCAR)

## NAVIGATION

[Table of Contents](#)

[Executive Message](#)

[Our Story: Providence's Commitment to Planetary Health](#)

[Our Progress: Tracking the Journey](#)

- [Energy and Carbon](#)
- [Transportation](#)
- [Waste](#)
- [Water](#)

[Our Leadership: Collaborative and Integrated Action](#)

[Our Partners](#)

[2024 GHG Emissions and Offsets Summary Table](#)

[References](#)

## RELATED REPORT

[Green+Leaders Annual Report](#)

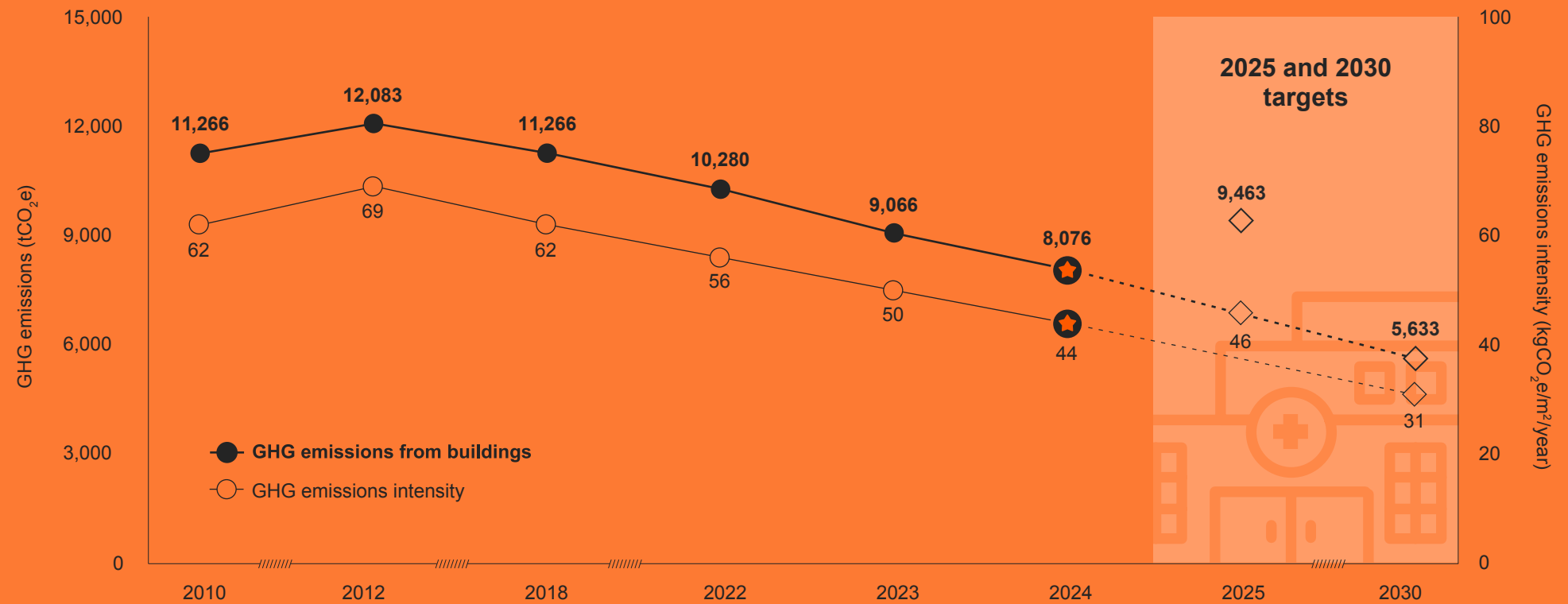
# GHG Emissions and Intensity (Buildings Only, Owned and Leased)



GHG emissions from buildings have decreased by **28%** since 2010, surpassing the 2025 target.



GHG emissions generated per floor area have decreased by **28%** since 2010, surpassing the 2025 target.



# 2024 Providence Health Care Climate Change Accountability Report (CCAR)

## NAVIGATION

[Table of Contents](#)

[Executive Message](#)

[Our Story: Providence's Commitment to Planetary Health](#)

[Our Progress: Tracking the Journey](#)

- [Energy and Carbon](#)
- [Transportation](#)
- [Waste](#)
- [Water](#)

[Our Leadership: Collaborative and Integrated Action](#)

[Our Partners](#)

[2024 GHG Emissions and Offsets Summary Table](#)

[References](#)

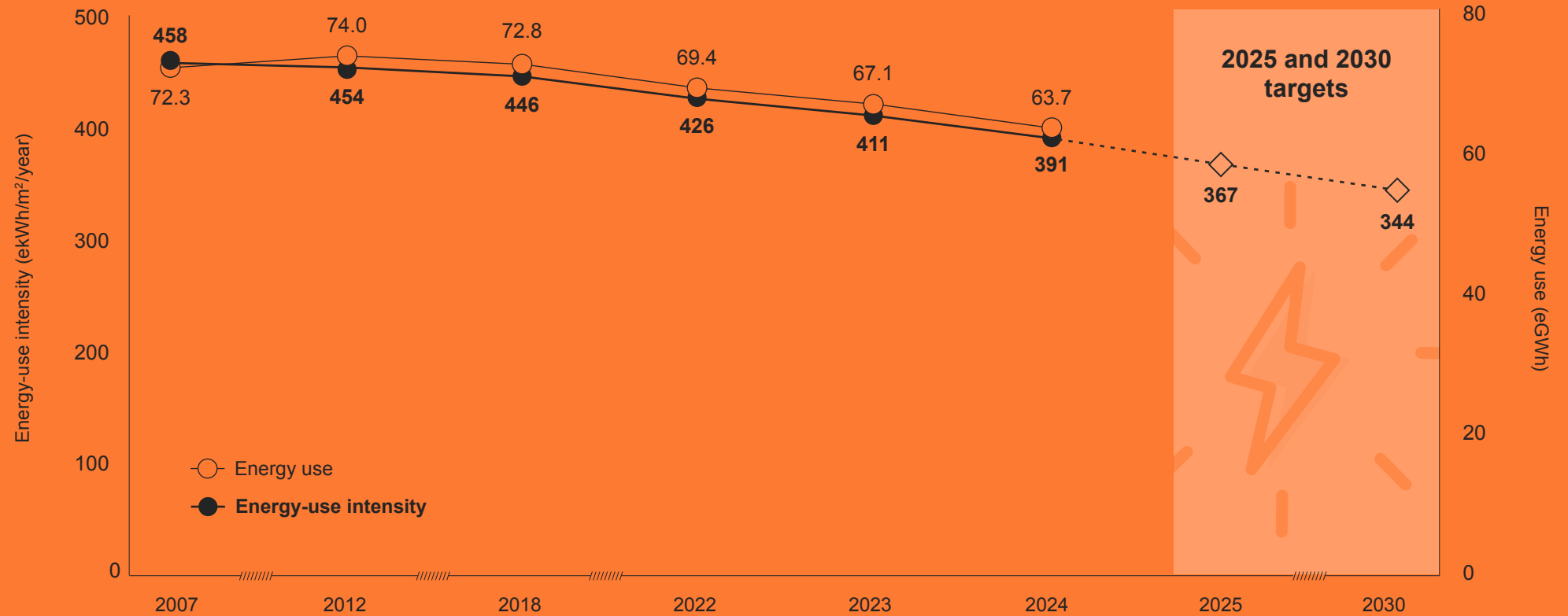
## RELATED REPORT

[Green+Leaders Annual Report](#)

# Energy Use and Intensity

Energy use has **decreased by 12%** since 2007.

Energy use per floor area has **decreased by 15%** since 2007.



# 2024 Providence Health Care Climate Change Accountability Report (CCAR)

## NAVIGATION

Table of Contents

Executive Message

Our Story: Providence's Commitment to Planetary Health

Our Progress: Tracking the Journey

Energy and Carbon

► Transportation

Waste

Water

Our Leadership: Collaborative and Integrated Action

Our Partners

2024 GHG Emissions and Offsets Summary Table

References

## RELATED REPORT

Green+Leaders Annual Report



# Transportation

Key Performance Indicator (Metric)	2024 Results	2025 Target	2030 Target
Increase staff commuting by cycling, walking, rolling* and all other active transportation (% commutes, annual average)***	<b>18%</b>	30%	35%
Increase staff commuting by public transit, car share, carpool, low-emission vehicles** and hospital shuttle (% commutes, annual average)***	<b>52%</b>	40%	50%

On track to meet target

Minimal or slow progress toward target

Behind schedule to meet target and requires attention

\* E.g. wheelchair, seated electric scooter

\*\* E.g. electric and hybrid vehicles

\*\*\* Data from the 2025 GreenCare survey<sup>B</sup>



New bike cage installed at St. Paul's Hospital in Vancouver B.C.

# 2024 Providence Health Care Climate Change Accountability Report (CCAR)

## NAVIGATION

[Table of Contents](#)

[Executive Message](#)

[Our Story: Providence's Commitment to Planetary Health](#)

[Our Progress: Tracking the Journey](#)

[Energy and Carbon](#)

[Transportation](#)

[Waste](#)

[Water](#)

[Our Leadership: Collaborative and Integrated Action](#)

[Our Partners](#)

[2024 GHG Emissions and Offsets Summary Table](#)

[References](#)

## RELATED REPORT

[Green+Leaders Annual Report](#)

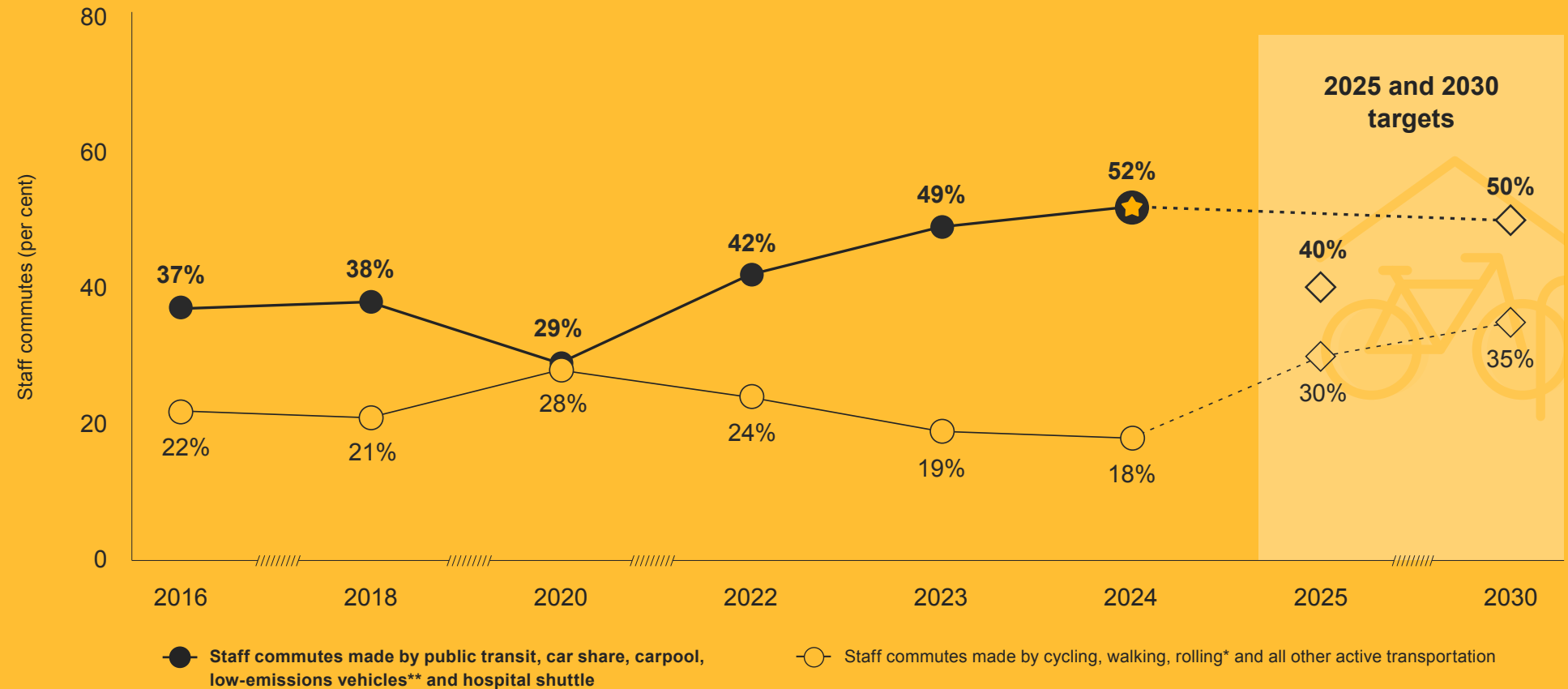
# Staff Commuting

Staff commuting by cycling, walking and rolling is

**17%** away from the 2030 target.



Staff commuting by public transit, car share, carpool, low-emission vehicles and hospital shuttle has **surpassed the 2030 target.**



\* E.g. wheelchair, seated electric scooter

\*\* E.g. electric and hybrid vehicles

# 2024 Providence Health Care Climate Change Accountability Report (CCAR)

## NAVIGATION

Table of Contents

Executive Message

Our Story: Providence's Commitment to Planetary Health

Our Progress: Tracking the Journey

Energy and Carbon

Transportation

▶ Waste

Water

Our Leadership: Collaborative and Integrated Action


Our Partners

2024 GHG Emissions and Offsets Summary Table

References

## RELATED REPORT

Green+Leaders Annual Report



## Waste

Key Performance Indicator (Metric)*	2024** Results	2025 Target	2030 Target
Increase waste recycled or composted in acute care owned sites <sup>c</sup> (% recycled, annual average)	<b>32%</b>	30% <span style="color: green;">■</span>	40% <span style="color: orange;">◆</span>
Increase waste recycled or composted in non-acute care owned sites <sup>d</sup> (% recycled, annual average)	<b>40%</b>	40% <span style="color: green;">■</span>	60% <span style="color: orange;">◆</span>
Decrease waste generated per floor area in acute care owned sites (kg/m <sup>2</sup> /year)	<b>16.7</b>	11.3 <span style="color: red;">●</span>	10.2 <span style="color: red;">●</span>
Decrease waste generated per floor area in non-acute care owned sites (kg/m <sup>2</sup> /year)	<b>19.0</b>	15.2 <span style="color: orange;">◆</span>	13.7 <span style="color: orange;">◆</span>

- On track to meet target
- ◆ Minimal or slow progress toward target
- Behind schedule to meet target and requires attention

\* Does not apply to leased buildings because waste management is the responsibility of the property manager and Providence does not have oversight.

\*\* The waste portfolio reported is expanding, which will require our targets to be re-evaluated in 2025. At a provincial level there is work on standardizing waste metrics, which may influence how we report waste moving forward.



Plastic recycling at St. Paul's Hospital in Vancouver, B.C.

# 2024 Providence Health Care Climate Change Accountability Report (CCAR)

## NAVIGATION

### Table of Contents

#### Executive Message

#### Our Story: Providence's Commitment to Planetary Health

#### Our Progress: Tracking the Journey

- Energy and Carbon
- Transportation
- ▶ Waste
- Water

#### Our Leadership: Collaborative and Integrated Action

#### Our Partners

#### 2024 GHG Emissions and Offsets Summary Table

#### References

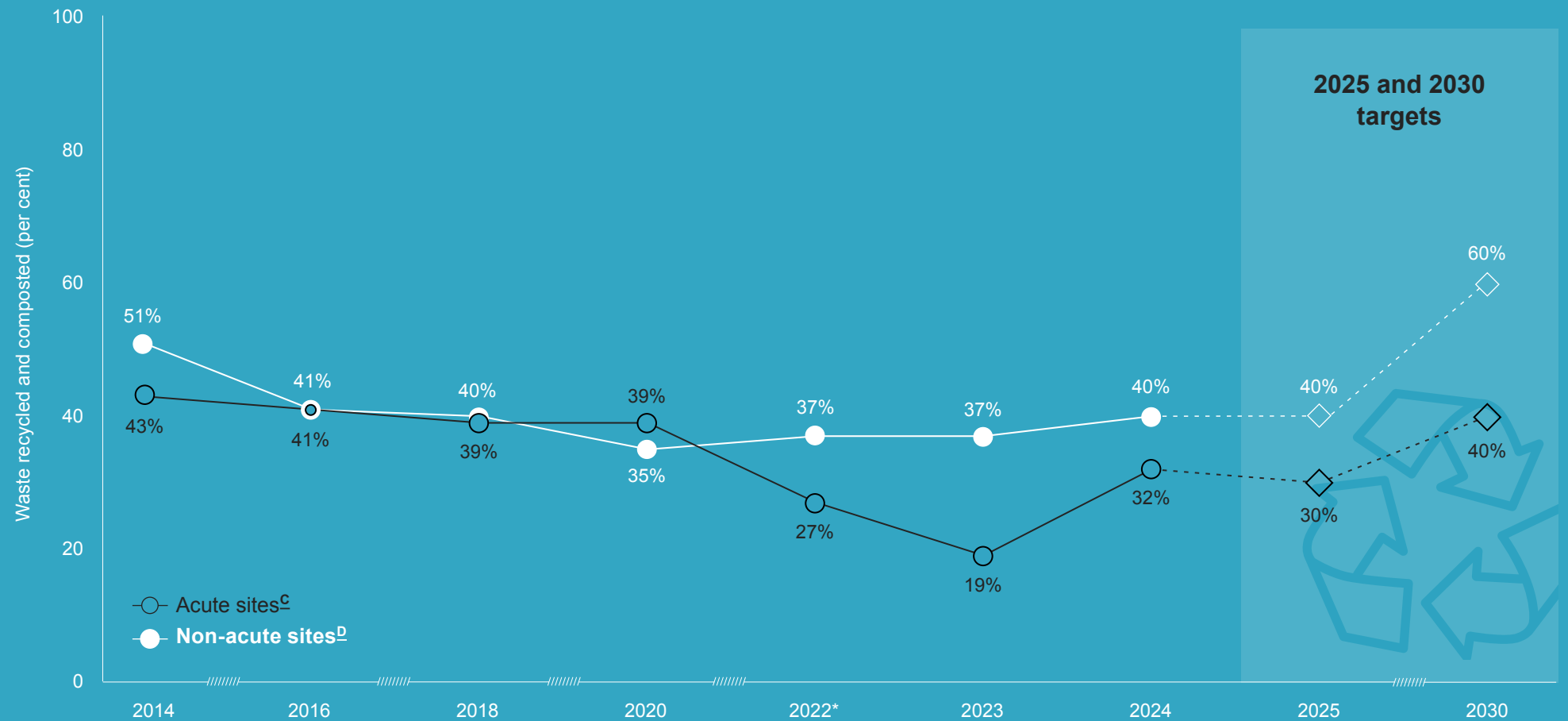
## RELATED REPORT

Green+Leaders Annual Report

# Recycling Rates

## Understanding Our Recycling Rates

Providence is increasing diversion efforts with the support of the Binners' Project, who continue to maximize the amount of material diverted from landfill. Additionally, we've established a partnership with CleanStart for the removal of furniture and equipment. CleanStart has been instrumental in providing data on recycling and diversion rates across all Providence sites. We're also expanding waste stream options and continuing to provide clinical education to support these initiatives.



# 2024 Providence Health Care Climate Change Accountability Report (CCAR)

## NAVIGATION

[Table of Contents](#)

[Executive Message](#)

[Our Story: Providence's Commitment to Planetary Health](#)

[Our Progress: Tracking the Journey](#)

[Energy and Carbon](#)

[Transportation](#)

[Waste](#)

[Water](#)

[Our Leadership: Collaborative and Integrated Action](#)

[Our Partners](#)

[2024 GHG Emissions and Offsets Summary Table](#)

[References](#)

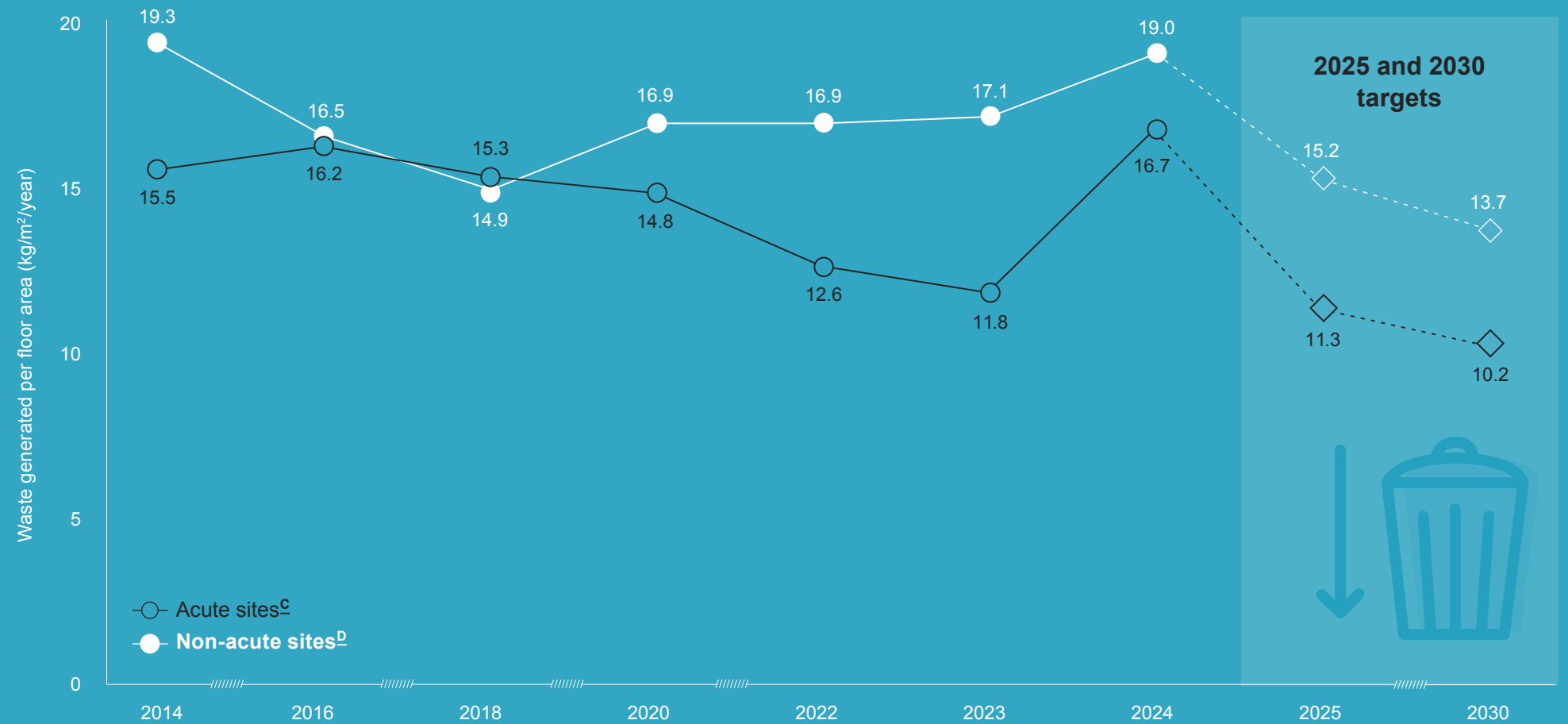
## RELATED REPORT

[Green+Leaders Annual Report](#)

# Waste Generation Per Floor Area

## Explaining Our Waste Data

Targets for waste generation per floor area were historically based on organics, recycling and general waste streams. With new data for biomedical and additional recycling streams available in 2024, these results are not directly comparable to previous years. Adjustments may be made in 2025 to account for the expanded waste portfolio.



# 2024 Providence Health Care Climate Change Accountability Report (CCAR)

## NAVIGATION

Table of Contents

Executive Message

Our Story: Providence's Commitment to Planetary Health

Our Progress: Tracking the Journey

Energy and Carbon

Transportation

Waste

▶ Water

Our Leadership: Collaborative and Integrated Action

Our Partners

2024 GHG Emissions and Offsets Summary Table



References




## RELATED REPORT

Green+Leaders Annual Report



## Water

Key Performance Indicator (Metric)	2024 Results	2025 Target	2030 Target
Decrease the amount of water used per floor area in owned <sup>E</sup> buildings from 2010 levels (% change of m <sup>3</sup> /m <sup>2</sup> /year)	4%	20% 	30% 

-  On track to meet target
-  Minimal or slow progress toward target
-  Behind schedule to meet target and requires attention



# 2024 Providence Health Care Climate Change Accountability Report (CCAR)

## NAVIGATION

[Table of Contents](#)

[Executive Message](#)

[Our Story: Providence's Commitment to Planetary Health](#)

[Our Progress: Tracking the Journey](#)

[Energy and Carbon](#)

[Transportation](#)

[Waste](#)

[Water](#)

[Our Leadership: Collaborative and Integrated Action](#)

[Our Partners](#)

[2024 GHG Emissions and Offsets Summary Table](#)

[References](#)

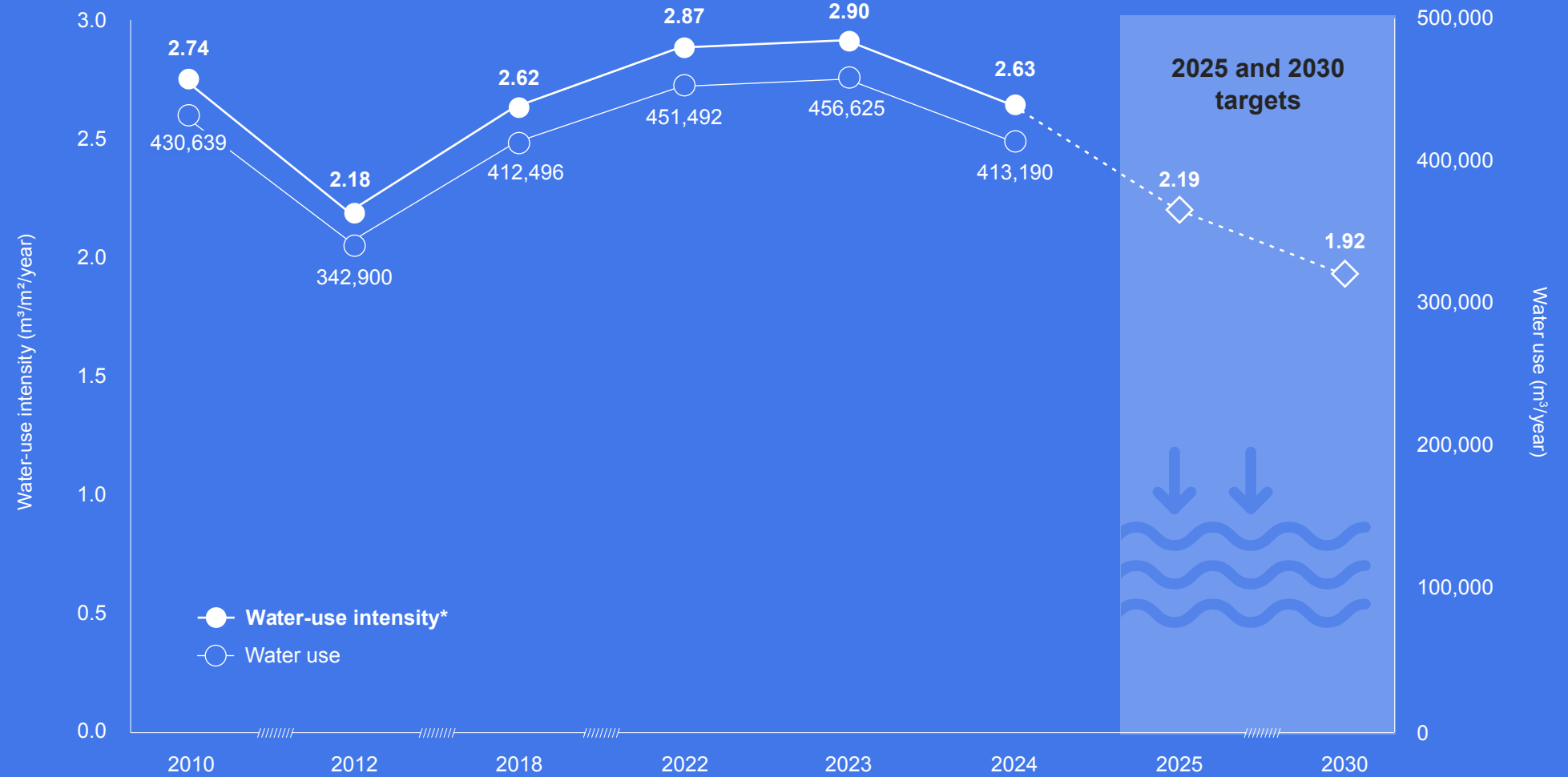
## RELATED REPORT

[Green+Leaders Annual Report](#)

# Water Use and Intensity

Water use has **decreased by 4%** since 2010.

Water-use intensity has **decreased by 4%** since 2010.



\* The facility space used to calculate the building water-use intensity differs from that used to calculate energy use and emissions intensity, due to different reference baseline years (2010 and 2007, respectively).

**2024 Providence  
Health Care  
Climate Change  
Accountability  
Report (CCAR)**

**NAVIGATION**

**Table of Contents**

**Executive Message**

**Our Story:  
Providence's Commitment  
to Planetary Health**

**Our Progress: Tracking  
the Journey**

► **Our Leadership:  
Collaborative and  
Integrated Action**

Buildings

Fleet Vehicles  
and Transportation

Paper

Refrigerants

Climate Risk Management

Transforming Patient Care  
with Planetary Health

**Our Partners**

**2024 GHG Emissions and  
Offsets Summary Table**

**References**

**RELATED REPORT**

Green+Leaders Annual Report

# Our Leadership: Collaborative and Integrated Action

Providence embraces planetary health through initiatives that reduce emissions, enhance climate resilience and improve our operational practices. We're committed to responding to evolving climate challenges while maintaining our exceptional standards for care. These highlights showcase our recent progress.



# 2024 Providence Health Care Climate Change Accountability Report (CCAR)

## NAVIGATION

Table of Contents

Executive Message

Our Story: Providence's Commitment to Planetary Health

Our Progress: Tracking the Journey

Our Leadership: Collaborative and Integrated Action

- ▶ Buildings
  - Fleet Vehicles and Transportation
  - Paper
  - Refrigerants
  - Climate Risk Management
  - Transforming Patient Care with Planetary Health

Our Partners

2024 GHG Emissions and Offsets Summary Table

References

## RELATED REPORT

Green+Leaders Annual Report



# Buildings

## Select 2024 actions and achievements

- ▶ **Sterilization goes electric**

Implemented new electric sterilization technology at Mount Saint Joseph Hospital, replacing gas boilers with efficient on-site steam generation that supports our electrification plan and emissions reduction targets. The project delivers annual savings of 394,167 kilowatt-hours, \$29,047 in costs, and 90 tCO<sub>2</sub>e emissions.
- ▶ **Supplementing with solar**

Installation of solar panels is underway at Holy Family Hospital which is estimated to generate 267,350 kilowatt-hours annually, with total cost savings of \$24,300 and annual reduction of 3.1 tCO<sub>2</sub>e in emissions. When fully installed and working, this will be the largest solar array on any health care facility in BC.
- ▶ **Power in reserve**

Joined BC Hydro's Demand Response Program and started the planning process for the installation of two battery storage units at Mount Saint Joseph Hospital that will store electricity during non-peak hours and deploy it during peak demand, reducing strain on the grid while ensuring uninterrupted operations.
- ▶ **New opportunities at St. Paul's Hospital**

Conducted a study to quantify the potential benefits of several energy conservation measures at St. Paul's Hospital, such as installing an air curtain at the emergency department entrance and integrating smart building controls to improve energy efficiency. These measures are projected to save \$150,000 and 662 tCO<sub>2</sub>e annually.

Spanning **35 buildings—89 per cent owned, 11 per cent leased<sup>E</sup>**—Providence ensures that B.C. residents have access to a coordinated provincial network of high-quality specialized health care services, with more than 10,000 employees dedicated to care.

Providence has **one LEED-certified building<sup>E</sup>**, demonstrating leadership in environmental design and sustainability and provides **799 m<sup>2</sup>** of green health care infrastructure.

- ▶ **IFHE global award**

Earned Best in World recognition at the International Federation of Healthcare Engineering (IFHE) Congress for Holy Family Hospital's 75 per cent carbon reduction from 2021-2023.
- ▶ **Windows of change**

Completed strategic window replacements at Mount Saint Joseph and Holy Family hospitals, improving comfort for patients and staff while reducing energy use and increasing climate resilience.
- ▶ **Electric cart washer**

Converted St. Paul's Hospital cart washing from district steam to electric steam generation, achieving annual savings of 280,000 kilowatt-hours, \$23,174 in costs, and 73 tCO<sub>2</sub>e in emissions.

## PLANS MOVING FORWARD

- ▶ Partnering with Facilities Maintenance and Operations teams to integrate energy and emissions reduction strategies and support optimization of infrastructure and equipment.
- ▶ Seeking and implementing a combination of low-emission designs for new construction and aggressive energy retrofits to existing facilities, in collaboration with internal and external partners.
- ▶ Making system-level changes and shifting to lower-impact facilities as we renew our energy infrastructure and assets.
- ▶ Developing a low carbon resilience roadmap to inform decision-making processes for reducing carbon emissions while enhancing resilience to climate risks and the quality of indoor environment for staff and patients.

**NAVIGATION**

**Table of Contents**

**Executive Message**

**Our Story:  
Providence's Commitment  
to Planetary Health**

**Our Progress: Tracking  
the Journey**

**Our Leadership:  
Collaborative and  
Integrated Action**

Buildings

▶ **Fleet Vehicles  
and Transportation**

Paper

Refrigerants

Climate Risk Management

Transforming Patient Care  
with Planetary Health

**Our Partners**

**2024 GHG Emissions and  
Offsets Summary Table**

**References**

**RELATED REPORT**

Green+Leaders Annual Report



# Fleet Vehicles and Transportation

## Select 2024 actions and achievements

▶ **Car share to deliver care**

Introduced the use of Evo's private fleet and public car-share programs to bring care directly to patients' homes through the Hospital at Home program. Using Evo's hybrid vehicles in place of typical gas vehicles reduced air pollution and carbon emissions by 1.26 tCO<sub>2</sub>e and reduced the need for staff to drive to work.

[Read more.](#)

▶ **Regional electric vehicle (EV) charging framework**

Launched the Regional EV Charging Station Framework, establishing clear roles, responsibilities and processes for installing and managing EV charging stations across four health organizations, creating a foundation for sustainable transportation infrastructure and supporting emissions reduction goals.

▶ **Business travel emissions baseline**


Collaborated with planetary health partners and payroll to measure baseline emissions from staff use of personal vehicles for work. This measurement, not included within fleet emissions, creates a compelling case for targeted emissions reduction strategies.

▶ **Bike storage expansion at St. Paul's Hospital**

Added a bike cage at St. Paul's Hospital to increase secure bike storage and reduce overcrowding in the existing facility.

## PLANS MOVING FORWARD

- ▶ Continuing to expand measurement of transportation emissions beyond fleet to identify and target the most impactful areas for emissions reduction.
- ▶ Continuing to work collaboratively with transportation partners to address gaps and opportunities in access to sustainable transportation across Providence Health Care.
- ▶ Using an Active Transportation Accessibility Scan to tailor transportation strategies to Providence sites.
- ▶ Continuing to work collaboratively with municipal and regional organizations to increase access by sustainable transportation to Providence sites.



# 2024 Providence Health Care Climate Change Accountability Report (CCAR)

## NAVIGATION

Table of Contents

Executive Message

Our Story: Providence's Commitment to Planetary Health

Our Progress: Tracking the Journey

Our Leadership: Collaborative and Integrated Action

Buildings

Fleet Vehicles and Transportation

▶ Paper

▶ Refrigerants

Climate Risk Management

Transforming Patient Care with Planetary Health

Our Partners

2024 GHG Emissions and Offsets Summary Table

References

## RELATED REPORT

Green+Leaders Annual Report



# Paper

## Select 2024 actions and achievements

### ▶ Switching to Sugar Sheet

PHSA Procurement made Sugar Sheet available for purchase across Providence. This high-quality paper stock is produced with sugar cane pulp—a by-product of sugar production—instead of wood from trees. The shift supports emissions reduction efforts, achieving up to 55 per cent lower life cycle GHG emissions and saving 26 trees per tonne of paper produced.<sup>H</sup>

## PLANS MOVING FORWARD

- ▶ Promoting paperless invoicing within departments where operationally feasible.



# Refrigerants

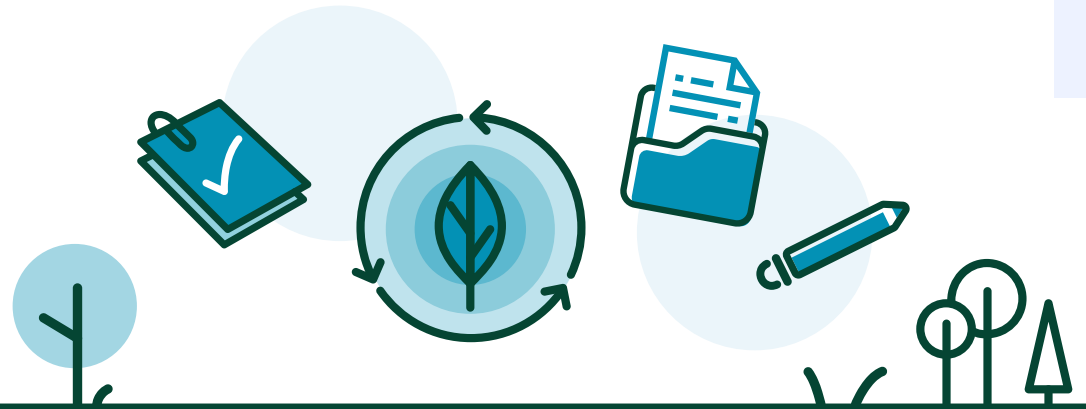
## Select 2024 actions and achievements

### ▶ Refrigerant audit

Established an annual audit to monitor the types and amounts of refrigerants used across Providence facilities. This helps identify potential leaks, ensure proper handling and maintain compliance with environmental reporting requirements. In 2024, Providence collected equipment inventories and refrigerant charge data for major mechanical, kitchen and medical systems, allowing for leakage calculations using the Climate Action Secretariat methodology.

## PLANS MOVING FORWARD

- ▶ Collecting more detailed technical data—such as refrigerant type, full charge amount and applicable leak rate standards—to better track equipment performance and inform maintenance or upgrade decisions.
- ▶ Reviewing refrigerant phase-out plans and their impact on equipment performance and the environment.



# 2024 Providence Health Care Climate Change Accountability Report (CCAR)

## NAVIGATION

### Table of Contents

#### Executive Message

#### Our Story: Providence's Commitment to Planetary Health

#### Our Progress: Tracking the Journey

#### Our Leadership: Collaborative and Integrated Action

- Buildings
- Fleet Vehicles and Transportation
- Paper
- Refrigerants
- ▶ Climate Risk Management
- Transforming Patient Care with Planetary Health

#### Our Partners

#### 2024 GHG Emissions and Offsets Summary Table

#### References

## RELATED REPORT

Green+Leaders Annual Report



# Climate Risk Management

## Select 2024 actions and achievements

### ▶ Building for the future

Integrated climate considerations into the planning of the new St. Paul's Hospital and St. Vincent's Heather long-term care home, enhancing cooling, indoor air quality and extreme weather preparedness.

### ▶ Strategic planning for climate

Incorporated climate resilience into our Planetary Health Strategy (2024–2029) and partnered on the HeatADAPT project with the Canadian Coalition for Green Health Care to research the impacts of heat events in care settings.

### ▶ Regional readiness


Developed a provincial wildfire response framework, established a provincial staff registry to ensure workforce availability during climate crises, and launched seasonal climate education campaigns and Air Quality Health Index resources for patients and staff.

### ▶ Senior facility climate emergency readiness

Developed a provincial dashboard to track long-term care, assisted living and independent living homes, improving coordination in evacuations of residents in climate emergencies.

### ▶ Inter- and Intra-Health Authority Relocation (IIHAR) toolkit

Refined and expanded the IIHAR toolkit developed with Health Emergency Management BC, B.C. health authorities and Indigenous partners, providing 21 standardized tools for patient-centred, culturally safe facility evacuations during climate emergencies. This innovative approach earned the **2025 BC Quality Award for Strengthening Health & Wellness**. Providence built on the IIHAR foundation to ensure smooth health facility relocations, including creating engagement strategies for staff and medical personnel.



# 2024 Providence Health Care Climate Change Accountability Report (CCAR)

## NAVIGATION

Table of Contents

Executive Message

Our Story: Providence's Commitment to Planetary Health

Our Progress: Tracking the Journey

Our Leadership: Collaborative and Integrated Action

Buildings

Fleet Vehicles and Transportation

Paper

Refrigerants

Climate Risk Management

► Transforming Patient Care with Planetary Health

Our Partners

2024 GHG Emissions and Offsets Summary Table

References

## RELATED REPORT

Green+Leaders Annual Report

# Transforming Patient Care with Planetary Health

## Select 2024 actions and achievements

### Food



- St. Paul's Hospital's food services department signed the [CoolFood Pledge](#), committing to reducing the GHG emissions associated with the food served on site. The targets are in line with achieving the goals of the Paris Climate Agreement.

- Diverted 680 meals and 474 kilograms of food waste to vulnerable populations through the Food Rescue Project. The initiative also optimized food preparation, reducing excess food production.

### Water



Implemented quarterly reviews of site water consumption data to track usage trends and identify opportunities for reducing water consumption.

Providence staff across diverse disciplines and departments are taking a holistic approach to advancing planetary health. Our strategy extends beyond compliance with emissions targets and climate resilience, and looks at health care's broader impacts. Here are some examples of how we are reducing the impact of our services on the planet and creating a climate resilient health system.



### Energy and Carbon



- Switched to multi-patient use of pressurized metered-dose inhalers (pMDI) with spacers in pulmonary function testing labs, extending the life cycle of pMDIs. Aligning practice across Vancouver Coastal Health and Fraser Health, the Multiuse Inhaler Project cut salbutamol inhaler use by 75 per cent and ipratropium inhaler use by 42 per cent, reducing waste and emissions.

- Studied potential emission reductions through replacing physical glass slides with digital files. The research showed that digital pathology dramatically reduces emissions by cutting energy use for storage, eliminating shipping and enabling remote access to test results. This transition could lower emissions by up to 98.5 per cent compared to traditional pathology.

### Leadership and Innovation



350 staff members attended Providence's inaugural Sustainability Fairs at St. Paul's Hospital and Mount Saint Joseph Hospital.

[Read more](#)

### Materials

- Diverted 6,690.8 kilograms of non-clinical waste away from landfill in one month through a partnership between St. Paul's Hospital and Binners' Project, a coalition of waste pickers destigmatizing their work as recyclable collectors. [Read more](#)

- Reduced unnecessary injections and syringes by over 10,000 and cut monthly drug costs from \$7,128 to \$4,165 at St. Paul's Hospital Acute Medicine. This initiative by the Anticoagulation Stewardship Program earned recognition in the CASCADES Sustainability Playbook and was expanded to Vancouver General Hospital.

- Implemented several clinical waste-reduction initiatives, including replacing disposable surgical and isolation gowns with reusable alternatives, launching a PPE and mask recycling program across all sites and introducing multi-use anesthesia breathing circuits in Mount Saint Joseph Hospital operating rooms. The latter allows for filter-only changes between patients rather than discarding entire circuits, reducing the number of circuits disposed of each week from approximately 280 to just four.

# 2024 Providence Health Care Climate Change Accountability Report (CCAR)

## NAVIGATION

[Table of Contents](#)

[Executive Message](#)

[Our Story: Providence's Commitment to Planetary Health](#)

[Our Progress: Tracking the Journey](#)

[Our Leadership: Collaborative and Integrated Action](#)

- [Buildings](#)
- [Fleet Vehicles and Transportation](#)
- [Paper](#)
- [Refrigerants](#)
- [Climate Risk Management](#)
- [Transforming Patient Care with Planetary Health](#)

[Our Partners](#)

[2024 GHG Emissions and Offsets Summary Table](#)

[References](#)

## RELATED REPORT

[Green+Leaders Annual Report](#)

# Impact Stories



## Advancing Climate Resilient Facilities



The second edition of the *Climate Resilience Guidelines for BC Health Facility Planning & Design*, released in 2024, streamlines the planning and design processes for health facilities, while incorporating fresh insights. These guidelines are in step with the Province's Climate Resilience Framework & Standards for Public Sector Buildings, emphasizing the importance of a unified approach to climate action.

[Read more](#) ►



Holy Family Hospital staff scraping the wax caps off a honeycomb in the honey extraction workshop

## Buzzing with Purpose



The Beehive Installation Pilot brought beehives to Holy Family Hospital and St. Vincent's Langara to support biodiversity while enriching staff and patient experiences. This project not only created habitats for pollinators but also provided staff and residents with hands-on learning experiences. The highlight was the honey extraction workshops, where 81 attendees helped to package 200 jars of honey.

[Read more](#) ►



Jennifer Robinson and Jocelyn Tan, Registered Nurses with the Cath Lab, Cardiac Short Stay Unit

## IV Bag and Tubing Recycling Pilot



Starting in the fall of 2024, a pilot program to recycle IV bags and tubing at three units at St. Paul's Hospital saved 710 kilograms of plastic waste from landfills in just three months. Distinctive recycling bins were placed in accessible, well-marked areas and staff were trained and reminded with tailored signage. With the resounding success of the pilot, the program is being expanded to other units at St. Paul's Hospital and other Providence facilities. This initiative has also been expanded to other health authorities, following Waste Coordinator Kathy Kohli's efforts to address PVC waste at a larger scale.

[Read more](#) ►



Battery storage system

## Battery Storage Project



Mount Saint Joseph Hospital began installing two battery storage units to utilize stored solar power during peak demand periods. Mount Saint Joseph is the first hospital to explore this option while participating in the BC Hydro's Demand Response Program. This initiative will decrease pressure on BC Hydro's grid and reduce dependence on diesel generators for backup power. The project is expected to cut emissions by 153 tCO<sub>2</sub>e annually.

[Read more](#) ►

# 2024 Providence Health Care Climate Change Accountability Report (CCAR)

## NAVIGATION

[Table of Contents](#)

[Executive Message](#)

[Our Story:  
Providence's Commitment  
to Planetary Health](#)

[Our Progress: Tracking  
the Journey](#)

[Our Leadership:  
Collaborative and  
Integrated Action](#)

▶ [Our Partners](#)

[2024 GHG Emissions and  
Offsets Summary Table](#)

[References](#)

## RELATED REPORT

[Green+Leaders Annual Report](#)

# Our Partners

We are grateful to the departments and organizations listed below, which are key internal and external partners and collaborators who have been crucial in advancing our ongoing planetary health initiatives. This list is not a comprehensive representation of all the valuable relationships and efforts that drive our collective impact.



# 2024 Providence Health Care Climate Change Accountability Report (CCAR)

## NAVIGATION

[Table of Contents](#)

[Executive Message](#)

[Our Story: Providence's Commitment to Planetary Health](#)

[Our Progress: Tracking the Journey](#)

[Our Leadership: Collaborative and Integrated Action](#)

► [Our Partners](#)

[2024 GHG Emissions and Offsets Summary Table](#)

[References](#)

## RELATED REPORT

[Green+Leaders Annual Report](#)

# Our Partners

## B

BC Emergency Health Services  
BC Housing  
BC Hydro  
BC Ministry of Emergency Management and Climate Readiness  
BC Ministry of Energy and Climate Solutions  
BC Ministry of Environment and Parks  
BC Ministry of Health  
BC Ministry of Infrastructure  
Binners' Project

## C

Canadian Association of Nurses for the Environment  
Canadian Coalition for Green Health Care  
CASCADES Canada  
Clean Start Property Services  
Clean River Recycling Solutions  
Climate Action Secretariat  
Climate Data Canada  
Clinical and non-clinical direct-care staff and leadership  
Clinical dietitians  
Communications

## E

Environment and Climate Change Canada  
Environmental Services

## F

Facilities Maintenance and Operations  
Facilities Management Procurement  
Facilities Management Projects and Planning  
Finance  
First Nations Health Authority  
Food Services  
FortisBC  
Fraser Health Authority

## H

Health Canada  
Health Emergency Management BC  
Health Quality BC

## I

Indigenous Wellness and Reconciliation  
Infection Prevention and Control  
Innovation, Planning and Transformation  
Interior Health Authority  
Island Health

## L

Local and regional governments

## N

National Research Council of Canada  
New St. Paul's Hospital Project team  
Northern Health  
Nourish Leadership

## P

Pacific Climate Impacts Consortium  
Pacific Institute for Climate Solutions  
People and Health Informatics  
Provincial Nursing Skin and Wound Committee  
Provincial Health Services Authority

## Q

Quality, Safety and Accreditation

## S

Simon Fraser University  
Strategic Planning and Management  
Support Services

## U

University of British Columbia

## V

Vancouver Coastal Health

## W

Waste Management  
Workplace Health and Safety

**NAVIGATION**

**Table of Contents**

**Executive Message**

**Our Story: Providence's Commitment to Planetary Health**

**Our Progress: Tracking the Journey**

**Our Leadership: Collaborative and Integrated Action**

**Our Partners**

**► 2024 GHG Emissions and Offsets Summary Table**

**References**

**RELATED REPORT**

Green+Leaders Annual Report

# 2024 GHG Emissions and Offsets Summary Table

Providence Health Care 2024 GHG Emissions and Offsets Summary	
GHG emissions for the period January 1–December 31, 2024	
Total BioCO <sub>2</sub>	307
Total emissions (tCO <sub>2</sub> e)	8,416
Total offsets (tCO <sub>2</sub> e)	8,109
Adjustments to offset required GHG emissions reported in prior years	
Total offsets adjustment (tCO <sub>2</sub> e)	0
Grand total offsets for the 2024 reporting year	
Grand total offsets to be retired for the 2024 reporting year (tCO <sub>2</sub> e)	8,109
Offset investment (\$)	\$202,725
Offset investment (\$) including GST	\$212,861

**RETIREMENT OF OFFSETS**

In accordance with the requirements of the Climate Change Accountability Act and the Carbon Neutral Government Regulation, Providence Health Care (the Organization) is responsible for arranging for the retirement of the offsets obligation reported above for the 2024 calendar year, together with any adjustments reported for past calendar years (if applicable). The Organization hereby agrees that, in exchange for the Ministry of Energy and Climate Solutions (the Ministry) ensuring that these offsets are retired on the Organization's behalf, the Organization will pay within 30 days, the associated invoice to be issued by the Ministry in an amount equal to \$25 per tonne of offsets retired on its behalf plus GST.

- i BioCO<sub>2</sub> is included in total emissions but not total offsets.
- ii Emissions and offset investment amounts will be validated by the Climate Action Secretariat prior to distributing invoices.
- iii "Grand total offsets to be retired" are rounded to a whole number before multiplying by \$25 per tCO<sub>2</sub>e.

# 2024 Providence Health Care Climate Change Accountability Report (CCAR)

## NAVIGATION

**Table of Contents**

**Executive Message**

**Our Story: Providence's Commitment to Planetary Health**

**Our Progress: Tracking the Journey**

**Our Leadership: Collaborative and Integrated Action**

**Our Partners**

**2024 GHG Emissions and Offsets Summary Table**

**References**

## RELATED REPORT

Green+Leaders Annual Report

# References

- A** In 2024, Providence-owned facilities included in energy metering were:
- Holy Family Hospital
  - Mount Saint Joseph Hospital
  - St. Paul's Hospital
  - St. Vincent's Brock Fahrni
  - St. Vincent's Honoria Conway
  - St. Vincent's Langara
  - Youville Residence
- B** The GreenCare survey is an annual survey distributed to staff and medical staff within Fraser Health, Providence Health Care, Provincial Health Services Authority and Vancouver Coastal Health. The survey is used to assess perspectives, experiences and behaviours related to the environment and to planetary health, through which the EES and Planetary Health teams can monitor progress and identify opportunities to build a sustainable, climate resilient health system. The survey captures behavioural data from the previous calendar year (e.g. The 2025 GreenCare survey is used to collect 2024 data).
- C** Providence acute care sites included in waste-related key performance indicators were:
- Mount Saint Joseph Hospital
  - St. Paul's Hospital
- D** Providence non-acute care sites included in waste-related key performance indicators were:
- Holy Family Hospital
  - St. Vincent's Brock Fahrni
  - St. Vincent's Honoria Conway
  - St. Vincent's Langara
  - Youville Residence
- E** In 2024, Providence-owned facilities included in water metering were:
- Holy Family Hospital
  - Mount Saint Joseph Hospital
  - St. Paul's Hospital
  - St. Vincent's Brock Fahrni
  - St. Vincent's Honoria Conway
  - St. Vincent's Langara
  - Youville Residence
- F** Information sources for buildings: ARCHIBUS and Providence Real Estate Team.
- G** Information source for LEED: [Canadian Green Building Council project database](#).
- H** Trucost. Environmental Performance from Sugar Sheet Paper. Social Print Paper, 2017. Available from: <https://www.kpu.ca/sites/default/files/SocialPrintPaper-Trucost-SugarSheet-2017.pdf>.



**Carbon Neutral**



**Providence  
Health Care**

