

# 2024 Provincial Health Services Authority Climate Change Accountability Report



**Carbon Neutral**



## DECLARATION STATEMENT

---

This PSO Climate Change Accountability Report for the period January 1, 2024, to December 31, 2024, summarizes our greenhouse gas (GHG) emissions profile, the total offsets to reach net-zero emissions, the actions we have taken in 2024 to minimize our GHG emissions and our plans to continue reducing emissions in 2025 and beyond.

## AUTHORS

---

This report was written by Energy and Environmental Sustainability (EES), a regional collaboration team of four health organizations that works to drive change for environmentally sustainable and climate resilient care across planning, design, construction and operations. Housed within the Facilities Management department, the EES team cannot do this work alone, and works with diverse teams, departments, and health care staff and medical staff across PHSA.

## COLLABORATORS

---

In particular, we'd like to acknowledge the contributions of the PHSA Planetary Health team, Communications, Indigenous Health, Facilities Management, the BC Centre for Disease Control, Health Emergency Management BC, Food Services, Environmental Services, Integrated Protection Services, Procurement, Supply Chain, the BC Cancer Planetary Health Unit, Green+Leaders, Green Teams and many others named throughout this report.

## 2025 Energy and Environmental Sustainability team. All rights reserved.

This report has been designed by Be the Change Group for the Energy and Environmental Sustainability team.

Unless otherwise noted, all materials may be freely reproduced in part or in full, provided that the source is acknowledged.

## Suggested citation:

Provincial Health Services Authority Climate Change Accountability Report 2024. Energy and Environmental Sustainability team, British Columbia, Canada.

## For further information contact:

Sonja Janousek  
Environmental Sustainability Director  
[sonja.janousek@vch.ca](mailto:sonja.janousek@vch.ca)



# Recognizing First Nations Title and Rights and Indigenous Human Rights

Provincial Health Services Authority (PHSA) recognizes the Title and Rights of First Nations in what we now call British Columbia, as well as the distinct cultures, self-determination, and the individual and collective rights of Indigenous Peoples. As a province-wide health authority, we further acknowledge the First Nations territories that PHSA is situated on and provides care on. PHSA acknowledges that our corporate office operates from the traditional, ancestral and unceded territories of the x̱w̱məθḵw̱əy̱əm (Musqueam), Sḵw̱x̱w̱ú7mesh Úxwumixw (Squamish Nation) and səllilwətaʔ (Tsleil-Waututh Nation).

PHSA is committed to eradicating Indigenous-specific racism and creating an equitable, anti-racist and culturally safe health system. In British Columbia, we have a unique responsibility, guided by the B.C. Declaration on the Rights of Indigenous Peoples Act (DRIPA) and associated Action Plan, to engage with Indigenous people in meaningful ways. First Nations have governed these lands for millennia, guided by deep-rooted knowledge systems that emphasize balance, sustainability, and respect for the land, waters and all living beings.

As we navigate our environmental impact, we must uphold First Nations Title and Rights and advance Indigenous knowledge systems into all our planetary health actions and decisions, so that PHSA can create a health care system that advances Truth and Reconciliation for Indigenous people and our planet, today and for generations to come.

Photo credit:  
[Indigenous Youth Wellness](#)

**2024 Provincial  
Health Services  
Authority  
Climate Change  
Accountability  
Report (CCAR)**

**NAVIGATION**

- ▶ **Table of Contents**
- Executive Message**
- Our Progress: Tracking the Journey**
- Our Leadership: Collaborative and Integrated Action**
- Our Partners**
- 2024 GHG Emissions and Offsets Summary Table**
- References**

**RELATED REPORT**

Green+Leaders Annual Report

# Table of Contents

Executive Message	3
<hr style="border-top: 1px dotted #000;"/>	
Our Progress: Tracking the Journey	4
<hr style="border-top: 1px dotted #000;"/>	
Energy and Carbon	6
Transportation	10
Waste	12
Water	15
<hr style="border-top: 1px dotted #000;"/>	
Our Leadership: Collaborative and Integrated Action	17
<hr style="border-top: 1px dotted #000;"/>	
Buildings	18
Fleet Vehicles and Transportation	19
Paper	20
Refrigerants	20
Climate Risk Management	21
Transforming Patient Care with Planetary Health	22
<hr style="border-top: 1px dotted #000;"/>	
Our Partners	24
<hr style="border-top: 1px dotted #000;"/>	
2024 GHG Emissions and Offsets Summary Table	26
<hr style="border-top: 1px dotted #000;"/>	
References	27
<hr style="border-top: 1px dotted #000;"/>	



This is an interactive report. Easily navigate to different sections by **clicking on the text headings, including those in the navigation bar to the left.** References are also linked for easy access.

# 2024 Provincial Health Services Authority Climate Change Accountability Report (CCAR)

## NAVIGATION

Table of Contents

► Executive Message

Our Progress: Tracking the Journey

Our Leadership: Collaborative and Integrated Action

Our Partners

2024 GHG Emissions and Offsets Summary Table

References

## RELATED REPORT

Green+Leaders Annual Report



## Executive Message

I am pleased to present the 15<sup>th</sup> annual Climate Change Accountability Report, which highlights the actions that Provincial Health Services Authority (PHSA) has taken to reduce our carbon dioxide emissions, reach our climate goals and enhance low carbon resilience and environmental sustainability.

The health of our patients, our communities and our planet are inextricably linked. This relationship has long been understood and honoured by First Nations who have stewarded these lands for thousands of years. PHSA was gifted teachings by Coast Salish Knowledge Keeper Shane Pointe, Sulksun, including *Nuts a maht*, “We are one.” This teaching brings to the forefront how PHSA responds to addressing health care’s environmental impact.

This report responds to B.C.’s Climate Change Accountability Act (CCAA), which sets ambitious greenhouse gas emissions reduction targets for public sector organizations in alignment with the Carbon Neutral Government Regulation, as well as the CleanBC plan. Our greenhouse gas emission offsets from buildings, vehicles, paper and refrigerants totalled 18,290 tCO<sub>2</sub>e, representing a

2.5 per cent decrease in offsets from the previous year and a 23 per cent decrease in emission offsets reported in 2007, the base year for the legislated CCAA. To balance these emissions, we will invest \$482,632.50 in carbon offsets.

The emissions we are required to report represent a limited subset of health care’s overall carbon footprint. PHSA is taking action to ensure our scope of work includes our overall footprint. In this report, we highlight some of the strategic resourcefulness and innovation in our planetary health work.


Our colleagues at BC Cancer are leading the way by empowering their team to champion low-waste, low carbon health care through their Planetary Health Unit. What began as informal conversations about the dual crises facing our planet—climate collapse and its accompanying health emergency—has now evolved into a province-wide network of concerned health care workers eager to become agents of change. Through their Planetary Health Nursing Internship program, the first of its kind in Canada, BC Cancer is equipping nurses with specialized mentorship and training to become climate

champions in health care while improving quality of care and services.

This is one of many examples of the enormous and grassroots efforts taking place across the organization that empower staff to grow their individual capacity to adopt sustainable practices. By embedding climate action into health care through initiatives such as the Planetary Health Nursing Internship, we can help build a robust, equitable and sustainable system capable of protecting the communities we serve from growing climate challenges.

Addressing climate change is essential to the health of our patients and communities, and our actions must reflect this. By integrating planetary health principles into our clinical practice and business operations, PHSA has the opportunity to transform health care’s approach to sustainable practices.



**Penny Ballem**   
OBC, MD, FRCP, FCAHS, DSc(Hon)  
Interim President & CEO  
Provincial Health Services Authority

# 2024 Provincial Health Services Authority

## Climate Change Accountability Report (CCAR)

### NAVIGATION

**Table of Contents**

**Executive Message**

► **Our Progress: Tracking the Journey**

Energy and Carbon

Transportation

Waste

Water

**Our Leadership: Collaborative and Integrated Action**

**Our Partners**

**2024 GHG Emissions and Offsets Summary Table**

**References**

### RELATED REPORT

Green+Leaders Annual Report

# Our Progress: Tracking the Journey

PHSA's commitment to sustainability goes beyond our regulatory requirements, as we look for opportunities to reduce environmental impact across our operations. We are taking steps to include other impact areas and to develop innovative deep decarbonization solutions.

# 2024 Provincial Health Services Authority Climate Change Accountability Report (CCAR)

## NAVIGATION

Table of Contents

Executive Message

► Our Progress: Tracking the Journey

Energy and Carbon

Transportation

Waste

Water

Our Leadership: Collaborative and Integrated Action

Our Partners

2024 GHG Emissions and Offsets Summary Table

References

## RELATED REPORT

Green+Leaders Annual Report

### Regulatory guidance

B.C. public sector organizations like PHSA are expected to prepare for the impacts of climate change and do their part to protect the environment by following government requirements and meeting set goals. The [Climate Change Accountability Act](#) (CCAA) sets ambitious greenhouse gas (GHG) emissions reduction targets (from a 2007 baseline) for public sector organizations:

**40%**  
by 2030

**60%**  
by 2040

**80%**  
by 2050

These targets include emissions from owned and leased buildings, and from the use of fleet vehicles, paper consumption and refrigerants.

The provincial government's [CleanBC Plan and Roadmap](#) sets even more aggressive targets (from a 2010 baseline):

**50%**  
reduction in emissions for public sector buildings by 2030

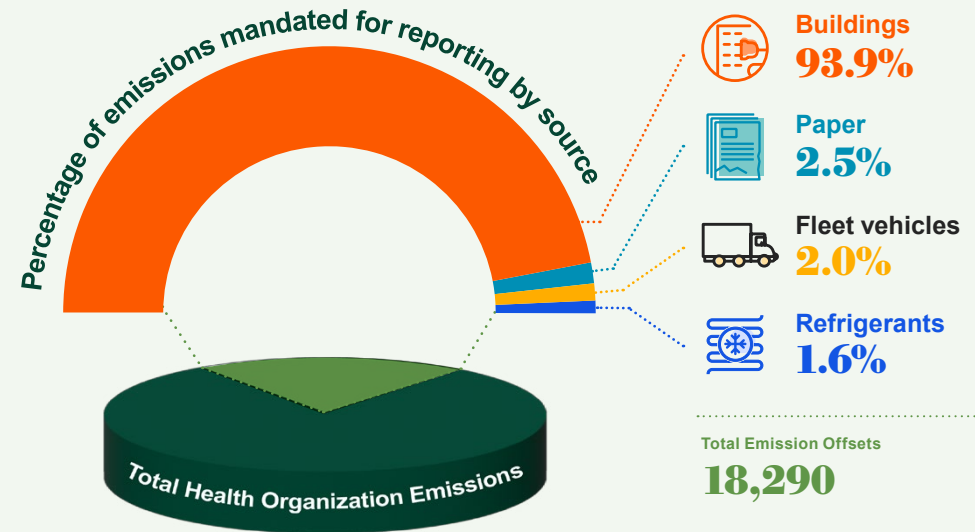
**40%**  
reduction in fleet vehicle emissions by 2030

## Health Care Opportunities to Increase Impact

As a leader in environmentally sustainable and climate resilient care, PHSA recognizes that meaningful climate action extends beyond in-scope emissions reporting. Our goal is not simply to meet regulatory requirements, but to lead by example within the health care sector. The *Climate Change Accountability Act* mandates reducing emissions from buildings, fleet vehicles, paper and refrigerants. These sources represent only a fraction of health care's total environmental impact.

By [tracking key performance indicators](#) in energy use, GHG emissions, waste, transportation and water, we are developing innovative solutions to understand and reduce our organizational footprint. This year we're enhancing our emissions tracking with a new methodology for reporting fugitive emissions from refrigerant assets, such as heating, cooling, ventilation and medical equipment.

### 2024 PHSA GHG Emissions



# 2024 Provincial Health Services Authority Climate Change Accountability Report (CCAR)

## NAVIGATION

Table of Contents

Executive Message

Our Progress: Tracking the Journey

- ▶ Energy and Carbon
- Transportation
- Waste
- Water

Our Leadership: Collaborative and Integrated Action

Our Partners

2024 GHG Emissions and Offsets Summary Table

References

## RELATED REPORT

Green+Leaders Annual Report



# Energy and Carbon

	Key Performance Indicator (Metric)	2024 Results**	2025 Target	2030 Target
Regulatory guidance	To meet the CCAA target, decrease total GHG emissions from owned and leased buildings, fleet vehicles, paper use and refrigerants from 2007 levels (% change of tCO <sub>2</sub> e*/year)	<b>23%</b>	16% <span style="color: green;">■</span>	40% <span style="color: orange;">◆</span>
	To meet the CleanBC target, decrease total GHG emissions from owned and leased buildings from 2010 levels (% change of tCO <sub>2</sub> e/year)	<b>16%</b>	16% <span style="color: green;">■</span>	50% <span style="color: red;">●</span>
	Decrease the amount of GHG emissions generated per floor area of owned and leased buildings from 2010 levels (% change of tCO <sub>2</sub> e/m <sup>2</sup> /year)	<b>34%</b>	35% <span style="color: green;">■</span>	50% <span style="color: orange;">◆</span>
	Decrease the amount of energy used per floor area of owned buildings <sup>A</sup> from 2007 levels (% change of kWh/m <sup>2</sup> /year)	<b>26%</b>	25% <span style="color: green;">■</span>	30% <span style="color: green;">■</span>

- On track to meet target
- ◆ Minimal or slow progress toward target
- Behind schedule to meet target and requires attention

\* tCO<sub>2</sub>e refers to tonnes of carbon dioxide equivalent

\*\* BC Emergency Health Services is not included in this dashboard and reports their emissions results separately.



# 2024 Provincial Health Services Authority Climate Change Accountability Report (CCAR)

## NAVIGATION

[Table of Contents](#)

[Executive Message](#)

[Our Progress: Tracking the Journey](#)

- [Energy and Carbon](#)
- [Transportation](#)
- [Waste](#)
- [Water](#)

[Our Leadership: Collaborative and Integrated Action](#)

[Our Partners](#)

[2024 GHG Emissions and Offsets Summary Table](#)

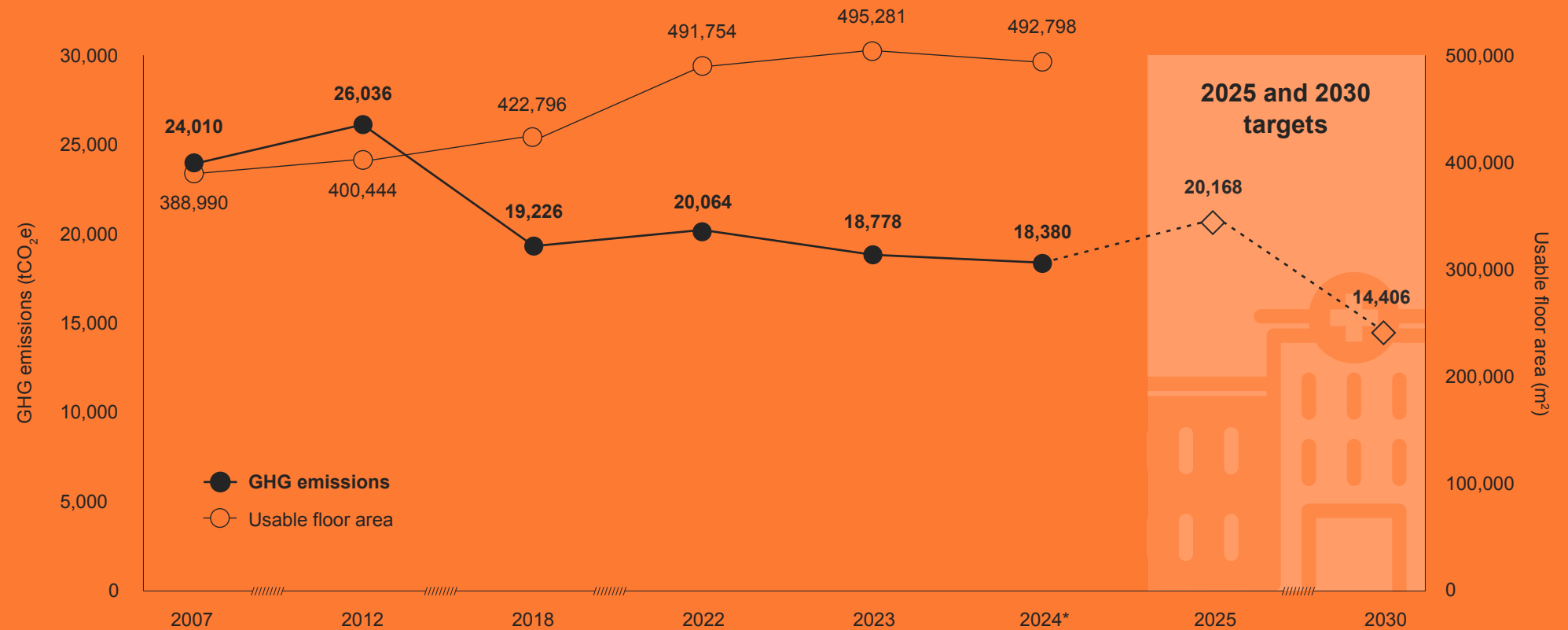
[References](#)

## RELATED REPORT

[Green+Leaders Annual Report](#)

# GHG Emissions (Owned and Leased Buildings, Fleet, Paper and Refrigerants) and Usable Floor Area

GHG emissions have decreased by **23%** since 2007 surpassing the 2025 target.



\* 2024 is the first year refrigerants are included in reported emissions data.

# 2024 Provincial Health Services Authority Climate Change Accountability Report (CCAR)

## NAVIGATION

[Table of Contents](#)

[Executive Message](#)

[Our Progress: Tracking the Journey](#)

- ▶ [Energy and Carbon](#)
- ▶ [Transportation](#)
- ▶ [Waste](#)
- ▶ [Water](#)

[Our Leadership: Collaborative and Integrated Action](#)

[Our Partners](#)

[2024 GHG Emissions and Offsets Summary Table](#)

[References](#)

## RELATED REPORT

[Green+Leaders Annual Report](#)

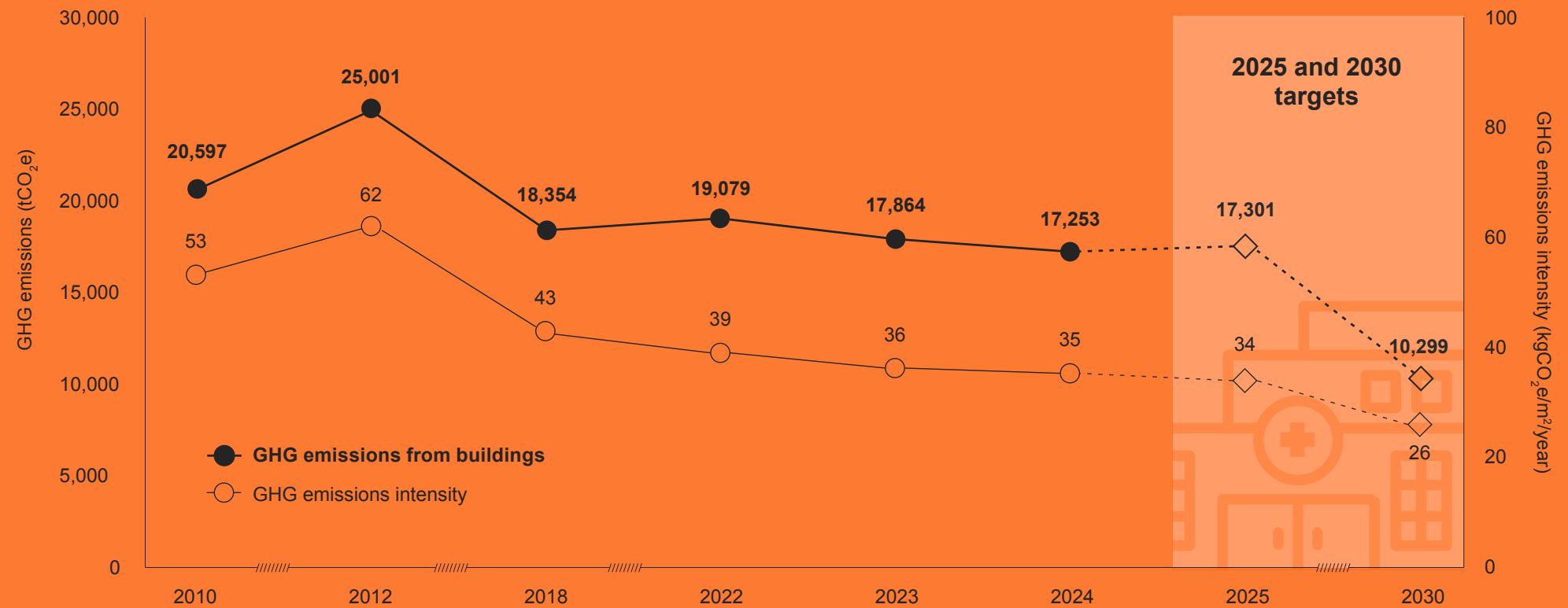
# GHG Emissions and Intensity (Buildings Only, Owned and Leased)

GHG emissions from buildings have decreased by

**16%** since 2010.

GHG emissions generated per floor area have decreased by

**34%** since 2010.



# 2024 Provincial Health Services Authority Climate Change Accountability Report (CCAR)

## NAVIGATION

[Table of Contents](#)

[Executive Message](#)

[Our Progress: Tracking the Journey](#)

- [Energy and Carbon](#)
- [Transportation](#)
- [Waste](#)
- [Water](#)

[Our Leadership: Collaborative and Integrated Action](#)

[Our Partners](#)

[2024 GHG Emissions and Offsets Summary Table](#)

[References](#)

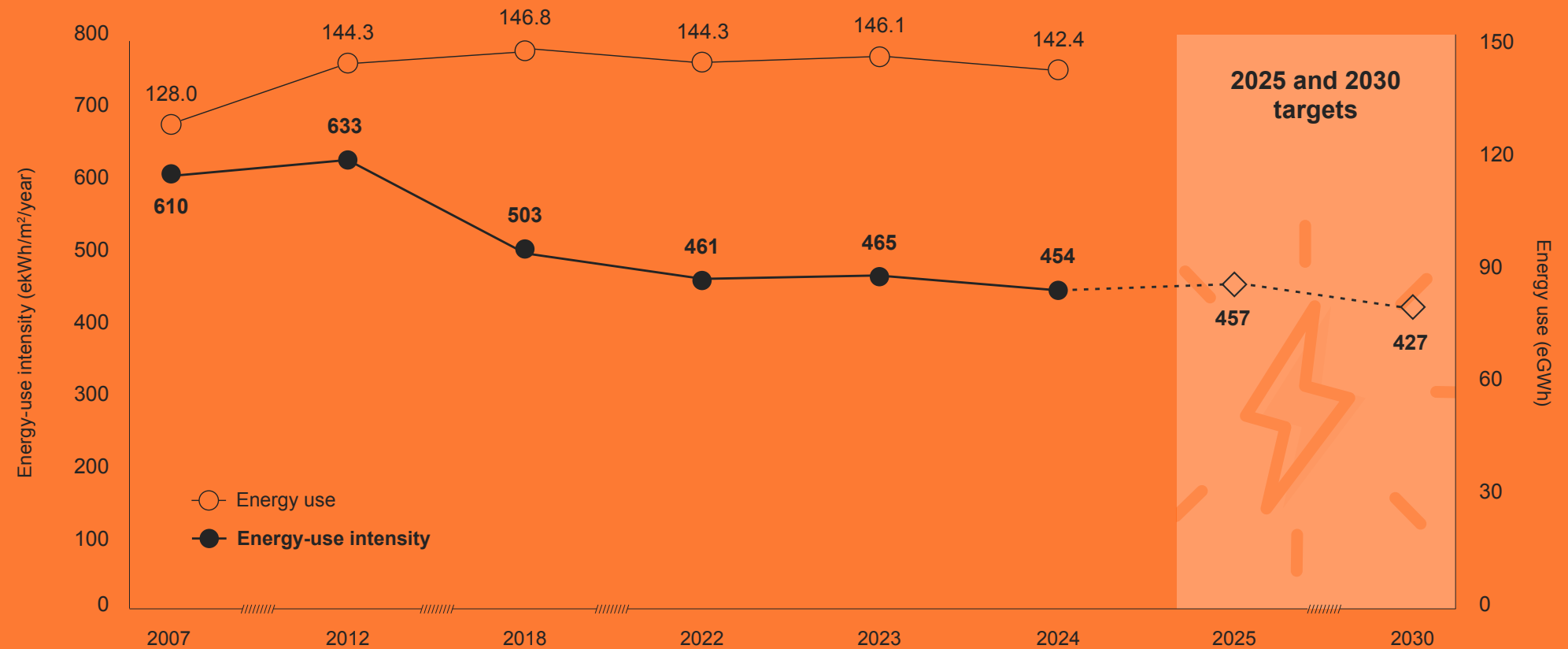
## RELATED REPORT

[Green+Leaders Annual Report](#)

# Energy Use and Intensity

Energy use has **increased by 11%** since 2007.

Energy use per floor area has **decreased by 26%** since 2007.



# 2024 Provincial Health Services Authority Climate Change Accountability Report (CCAR)

## NAVIGATION

Table of Contents

Executive Message

Our Progress: Tracking the Journey

Energy and Carbon

▶ Transportation

Waste

Water

Our Leadership: Collaborative and Integrated Action

Our Partners

2024 GHG Emissions and Offsets Summary Table

References

## RELATED REPORT

Green+Leaders Annual Report



# Transportation

Key Performance Indicator (Metric)	2024 Results	2025 Target	2030 Target
Increase staff commuting by cycling, walking, rolling* and all other active transportation (% commutes, annual average)***	<b>17%</b>	25%	30%
Increase staff commuting by public transit, car share, carpool, low-emission vehicles** and hospital shuttle (% commutes, annual average)***	<b>43%</b>	35%	45%

- On track to meet target
- Minimal or slow progress toward target
- Behind schedule to meet target and requires attention

- \* E.g. electric and hybrid vehicles
- \*\* E.g. wheelchair, seated electric scooter
- \*\*\* Data from the 2025 GreenCare survey<sup>B</sup>



# 2024 Provincial Health Services Authority Climate Change Accountability Report (CCAR)

## NAVIGATION

[Table of Contents](#)

[Executive Message](#)

[Our Progress: Tracking the Journey](#)

[Energy and Carbon](#)

[Transportation](#)

[Waste](#)

[Water](#)

[Our Leadership: Collaborative and Integrated Action](#)

[Our Partners](#)

[2024 GHG Emissions and Offsets Summary Table](#)

[References](#)

## RELATED REPORT

[Green+Leaders Annual Report](#)

# Staff Commuting

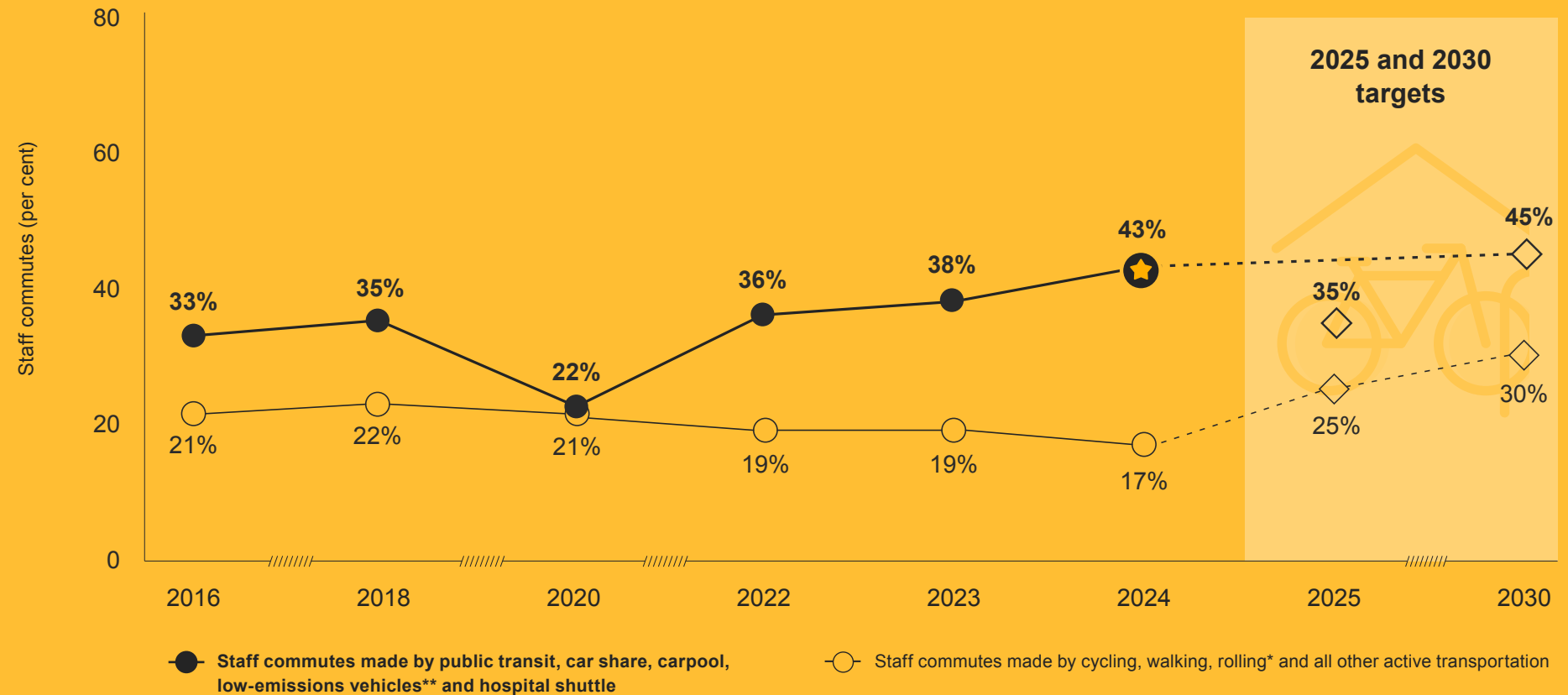
Staff commuting by cycling, walking and rolling is

**13%** away from the 2030 target.



Staff commuting by public transit, car share, carpool, low-emission vehicles, and hospital shuttle is

**2%** away from the 2030 target, and has surpassed the 2025 target.



\* E.g. wheelchair, seated electric scooter

\*\* E.g. electric and hybrid vehicles

# 2024 Provincial Health Services Authority Climate Change Accountability Report (CCAR)

## NAVIGATION

Table of Contents

Executive Message

Our Progress: Tracking the Journey

Energy and Carbon

Transportation

▶ Waste


Water

Our Leadership: Collaborative and Integrated Action

Our Partners

2024 GHG Emissions and Offsets Summary Table

References



## Waste

Key Performance Indicator (Metric)*	2024 Results**	2025 Target	2030 Target
Increase waste recycled or composted in acute care owned sites <sup>C</sup> (% recycled, annual average)	<b>25%</b>	28%	40%
Increase waste recycled or composted in non-acute care owned sites <sup>D</sup> (% recycled, annual average)	<b>51%</b>	45%	60%
Decrease waste generated per floor area in acute care owned sites (kg/m <sup>2</sup> /year)	<b>6.0</b>	4.2	3.8
Decrease waste generated per floor area in non-acute care owned sites (kg/m <sup>2</sup> /year)	<b>6.6</b>	4.0	3.6



Hospital waste at Urban Impact recycling depot

- On track to meet target
- Minimal or slow progress toward target
- Behind schedule to meet target and requires attention

\* Does not apply to leased buildings because waste management is the responsibility of the property manager and PHSA does not have oversight.

\*\* The waste portfolio reported is expanding, which will require our targets to be re-evaluated in 2025. At a provincial level there is work on standardizing waste metrics, which may influence how we report waste moving forward.

# 2024 Provincial Health Services Authority Climate Change Accountability Report (CCAR)

## NAVIGATION

**Table of Contents**

**Executive Message**

**Our Progress: Tracking the Journey**

Energy and Carbon

Transportation

▶ Waste

Water

**Our Leadership: Collaborative and Integrated Action**

**Our Partners**

**2024 GHG Emissions and Offsets Summary Table**

**References**

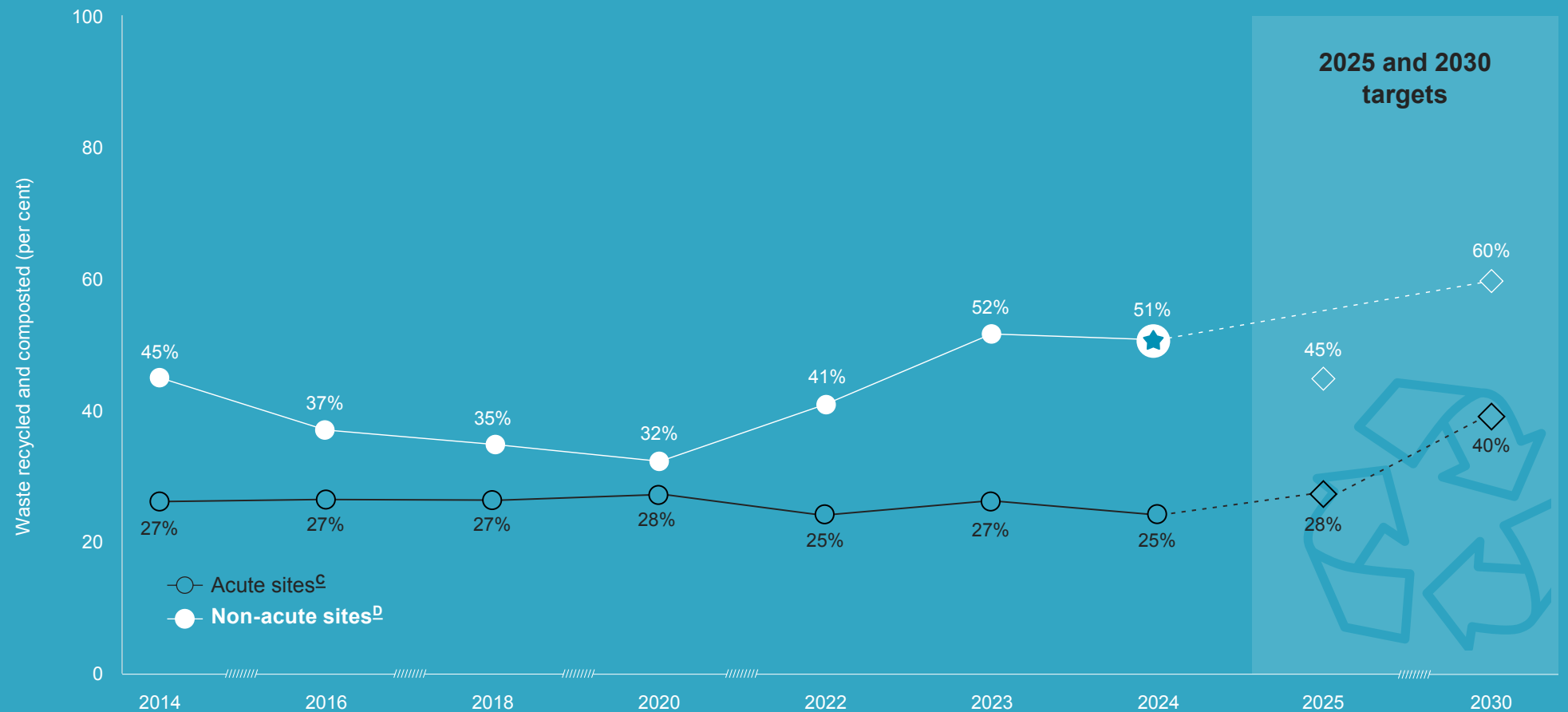
## RELATED REPORT

Green+Leaders Annual Report

# Recycling Rates

## Understanding Our Recycling Rates

Some sites still face challenges with local municipalities accepting mixed recycling due to pandemic-related disruptions. Provincial working groups are exploring solutions, with impacted sites listed in [Reference C](#). To address these pauses, innovative recycling streams have been piloted and funded across health authorities. Long-standing programs such as furniture, e-waste and battery recycling continue to contribute positively to our overall diversion rate. More recently, newer streams like PPE and Styrofoam recycling have been introduced to further expand our impact.



# 2024 Provincial Health Services Authority Climate Change Accountability Report (CCAR)

## NAVIGATION

[Table of Contents](#)

[Executive Message](#)

[Our Progress: Tracking the Journey](#)

[Energy and Carbon](#)

[Transportation](#)

[Waste](#)

[Water](#)

[Our Leadership: Collaborative and Integrated Action](#)

[Our Partners](#)

[2024 GHG Emissions and Offsets Summary Table](#)

[References](#)

## RELATED REPORT

[Green+Leaders Annual Report](#)

# Waste Generation Per Floor Area

## Explaining Our Waste Data

Targets for waste generation per floor area were historically based on organics, recycling and general waste streams. With new data for biomedical and additional recycling streams available in 2024, these results are not directly comparable to previous years. Adjustments may be made in 2025 to account for the expanded waste portfolio.



# 2024 Provincial Health Services Authority Climate Change Accountability Report (CCAR)

## NAVIGATION

[Table of Contents](#)

[Executive Message](#)

[Our Progress: Tracking the Journey](#)

[Energy and Carbon](#)

[Transportation](#)

[Waste](#)

[▶ Water](#)

[Our Leadership: Collaborative and Integrated Action](#)

[Our Partners](#)

[2024 GHG Emissions and Offsets Summary Table](#)

[References](#)

## RELATED REPORT

[Green+Leaders Annual Report](#)



## Water

Key Performance Indicator (Metric)	2024 Result*	2025 Target	2030 Target
Decrease the amount of water used per floor area in owned <sup>E</sup> buildings from 2010 levels (% change of m <sup>3</sup> /m <sup>2</sup> /year)	<b>31%</b>	35% ◆	40% ■



- On track to meet target
- ◆ Minimal or slow progress toward target
- Behind schedule to meet target and requires attention

\* The 2024 result is based on a three-year average from 2021, 2022 and 2023. This is due to ongoing water consumption data utility metering issues for BC Children's Hospital and BC Women's Hospital + Health Centre, which are under investigation.

# 2024 Provincial Health Services Authority Climate Change Accountability Report (CCAR)

## NAVIGATION

[Table of Contents](#)

[Executive Message](#)

[Our Progress: Tracking the Journey](#)

[Energy and Carbon](#)

[Transportation](#)

[Waste](#)

[Water](#)

[Our Leadership: Collaborative and Integrated Action](#)

[Our Partners](#)

[2024 GHG Emissions and Offsets Summary Table](#)

[References](#)

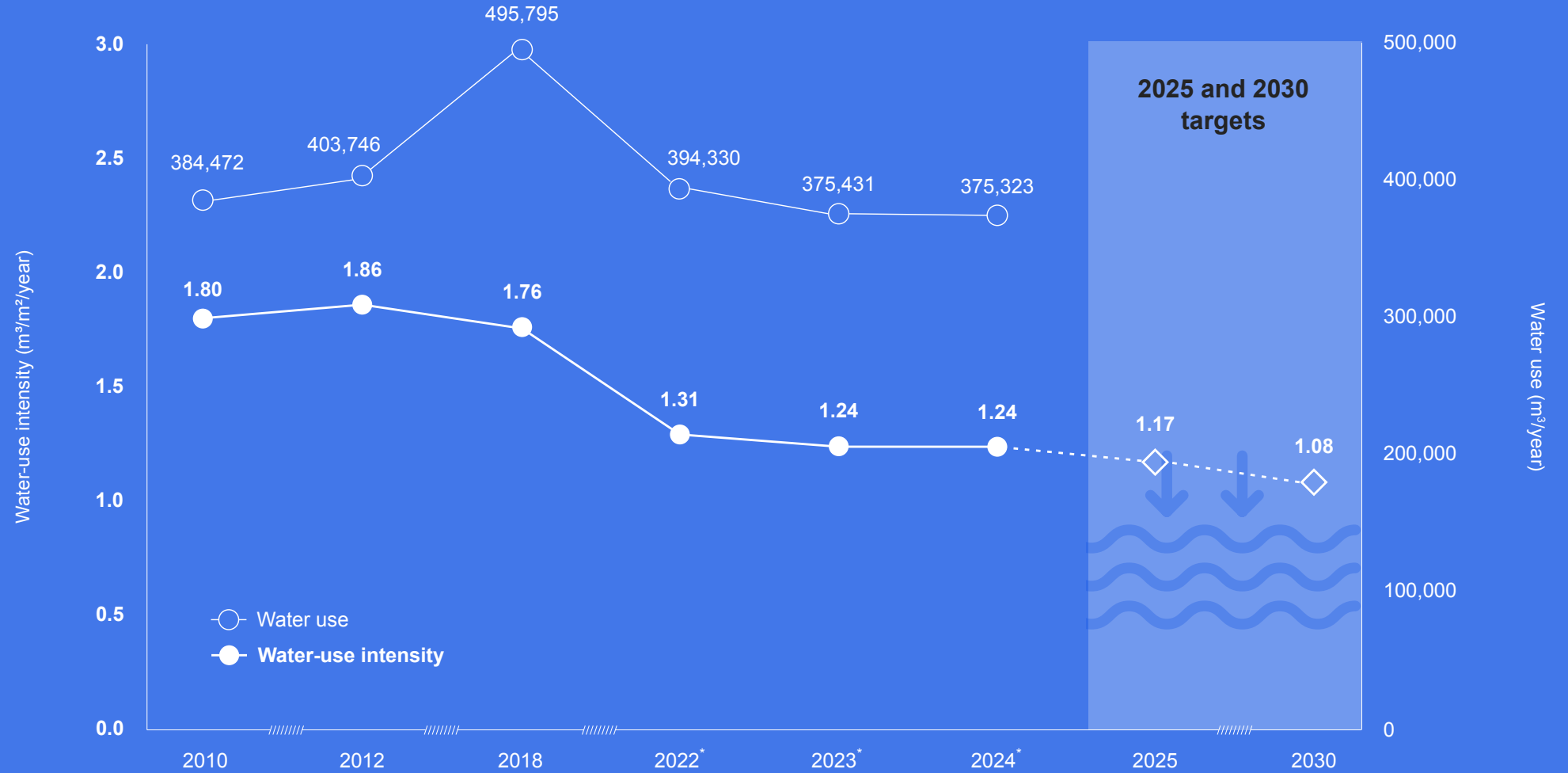
## RELATED REPORT

[Green+Leaders Annual Report](#)

# Water Use and Intensity

Water use has **decreased by 2%** since 2010.

Water-use intensity has **decreased by 31%** since 2010.



\* Data for these years is based on a three-year average (2019-2021, 2020-2022 and 2021-2023, respectively) at BC Children's Hospital and BC Women's Hospital + Health Centre site, due to water metering inaccuracies which are under investigation.

# 2024 Provincial Health Services Authority

## Climate Change Accountability Report (CCAR)

### NAVIGATION

**Table of Contents**

**Executive Message**

**Our Progress: Tracking the Journey**

► **Our Leadership: Collaborative and Integrated Action**

Buildings

Fleet Vehicles and Transportation

Paper

Refrigerants

Climate Risk Management

Transforming Patient Care with Planetary Health

**Our Partners**

**2024 GHG Emissions and Offsets Summary Table**

**References**

### RELATED REPORT

Green+Leaders Annual Report

# Our Leadership: Collaborative and Integrated Action

PHSA embraces planetary health through initiatives that reduce emissions, enhance climate resilience and improve our operational practices. We're committed to responding to evolving climate challenges while maintaining our exceptional standards for care. These highlights showcase our recent progress.

**NAVIGATION**

**Table of Contents**

**Executive Message**

**Our Progress: Tracking the Journey**

**Our Leadership: Collaborative and Integrated Action**

- ▶ Buildings
- Fleet Vehicles and Transportation
- Paper
- Refrigerants
- Climate Risk Management
- Transforming Patient Care with Planetary Health

**Our Partners**

**2024 GHG Emissions and Offsets Summary Table**

**References**

**RELATED REPORT**

Green+Leaders Annual Report



# Buildings

Spanning **87 buildings**—**67 per cent owned, 33 per cent leased<sup>F</sup>**—more than 26,000 employees ensure that B.C. residents have access to a coordinated provincial network of high-quality specialized health care services.

PHSA has **7 LEED-certified buildings<sup>G</sup>**, demonstrating leadership in environmental design and sustainability. These buildings total **108,093 m<sup>2</sup>** of green health care infrastructure.

## Select 2024 actions and achievements

- ▶ **Energy efficiency upgrades at BC Children’s Hospital and BC Women’s Hospital + Health Centre**  
Installed new exterior lighting, cutting electricity use by 98,200 kilowatt-hours annually while improving safety in previously dark areas and reducing light pollution. Inside the facility’s plant services building, energy-efficient lighting was installed, saving an additional 52,740 kilowatt-hours per year. As well, improvements to the insulation throughout the hospitals’ steam distribution system are projected to reduce natural gas consumption by 3,281 gigajoules annually.
- ▶ **Blanket warmer energy savings**  
Implemented timers on blanket warmers throughout BC Cancer–Vancouver to automatically shut them off during non-operational hours. This simple change is projected to reduce energy consumption by a quarter across 13 blanket warmers, cutting costs by an estimated \$14,000 annually.
- ▶ **Heating smarter and saving costs at BC Cancer–Vancouver**  
Installed a heat recovery chiller system at BC Cancer–Vancouver that captures and reuses waste heat, reducing reliance on steam heating. Paired with optimized controls to prevent unnecessary after-hours heating, the project is expected to cut annual natural gas use by 13,306 gigajoules—avoiding 655 tCO<sub>2</sub>e and saving over \$140,000 annually in utility costs.
- ▶ **Incorporating innovative monitoring technology at BC Cancer Research Centre**  
Installed 41 wireless sensors that continuously monitor steam traps to detect failures early. This switch has a potential of 95 per cent reduction in steam losses and associated carbon emissions, with estimated savings of 1,333 gigajoules per year.
- ▶ **“Future of work” space efficiencies**  
Consolidated office spaces with a shift to hybrid work that includes more shared work spaces and desk booking options, reducing overall energy consumption in our buildings, reducing emissions from staff commutes and cutting costs.

## PLANS MOVING FORWARD

- ▶ Continuing to strengthen our relationships with Facilities Maintenance and Operations teams to align on goals for supporting equipment at the end of its service life and improving energy efficiency while assessing facilities’ readiness to support upcoming projects.
- ▶ Seeking and implementing a combination of low-emission designs for new construction and impactful energy retrofits to existing facilities, in collaboration with internal and external partners.
- ▶ Ongoing learning through targeted studies to uncover valuable opportunities to upgrade aging infrastructure, build resilience for future climate conditions and improve measurement and verification processes.
- ▶ Making system-level changes and shifting to lower-impact facilities as we renew our energy infrastructure and assets.
- ▶ Developing a low carbon resilience roadmap to inform decision-making processes for reducing carbon emissions while enhancing resilience to climate risks and the quality of indoor environment for staff and patients.

# 2024 Provincial Health Services Authority Climate Change Accountability Report (CCAR)

## NAVIGATION

### Table of Contents

#### Executive Message

#### Our Progress: Tracking the Journey

#### Our Leadership: Collaborative and Integrated Action

Buildings

▶ Fleet Vehicles and Transportation

Paper

Refrigerants

Climate Risk Management

Transforming Patient Care with Planetary Health

#### Our Partners

#### 2024 GHG Emissions and Offsets Summary Table

#### References

## RELATED REPORT

Green+Leaders Annual Report



# Fleet Vehicles and Transportation

## Select 2024 actions and achievements

### ▶ Clean Fleet Plan for Mobile Medical Unit

Completed the EV Ready Clean Fleet Plan for the Mobile Medical Unit, informing opportunities to transition a portion of PHSA's fleet to electric vehicles (EVs).

### ▶ Battery storage feasibility study

Completed a feasibility study to transition from stationary diesel generators to battery storage systems for the Mobile Medical Unit.

### ▶ Regional EV charging framework

Launched the Regional EV Charging Station Framework, establishing clear roles, responsibilities and processes for installing EV charging stations across four health organizations, creating a foundation for sustainable transportation infrastructure and supporting emissions reduction goals.

### ▶ Business travel emissions baseline

Collaborated with payroll to measure baseline emissions from staff use of personal vehicles for work. This measurement, not included within fleet emissions reporting, creates a compelling case for targeted emissions reduction strategies.

### ▶ Staff shuttle expansion


Added a second staff shuttle between BC Children's Hospital and BC Women's Hospital + Health Centre and the nearest major transit hub, King Edward Canada Line station, to meet the increased demand from staff using the Transit Incentive Program. Shuttle ridership increased by 36 per cent from 2023 to 2024 as total shuttle rides increased from 100,630 to 137,240.

### ▶ Bike storage improvements

Partnered with Jared Deck from the Ch'iyáqtel First Nation to design murals in bike cages at BC Children's Hospital and BC Women's Hospital + Health Centre, and BC Cancer-Vancouver. Improvements also included increased bike storage, repair stations and I.D. access upgrades across PHSA.

## PLANS MOVING FORWARD

- ▶ Continuing to expand measurement of transportation emissions beyond fleet to identify and target impactful areas for emissions reduction.
- ▶ Continuing to work collaboratively with partners to address gaps and opportunities in access to sustainable transportation across PHSA.
- ▶ Using an Active Transportation Accessibility Scan to tailor transportation strategies to PHSA sites.
- ▶ Continuing to work collaboratively with municipal and regional organizations to increase access by sustainable transportation to PHSA sites.



NAVIGATION

Table of Contents

Executive Message

Our Progress: Tracking the Journey

Our Leadership: Collaborative and Integrated Action

- Buildings
- Fleet Vehicles and Transportation
- ▶ Paper
- ▶ Refrigerants
- Climate Risk Management
- Transforming Patient Care with Planetary Health

Our Partners

2024 GHG Emissions and Offsets Summary Table

References

RELATED REPORT

Green+Leaders Annual Report



# Paper

## Select 2024 actions and achievements

- ▶ **Switching to Sugar Sheet**  
Enabled by PHSA Procurement, Sugar Sheet is available for purchase across PHSA. This high-quality paper stock is produced with sugar cane pulp—a by-product of sugar production—instead of wood from trees. The shift supports emissions reduction efforts, achieving up to 55 per cent lower life cycle GHG emissions and saving 26 trees per tonne of paper produced.<sup>H</sup>
- ▶ **Paperless invoicing**  
Transitioned the Provincial Specialized Programs team’s paper-based invoicing process to an electronic system, eliminating the need for approximately 5,820 printed invoices, reducing an estimated 247 kilograms of CO<sub>2</sub>e annually.
- ▶ **Eliminating exam table paper**  
Eliminated the use of exam table paper at BC Cancer outpatient clinics, reducing an estimated 32 tCO<sub>2</sub>e annually.
- ▶ **Paper towel recycling program**  
Implemented a paper towel recycling program at BC Cancer–Vancouver, diverting approximately 6.65 tonnes of paper towels from landfill between June and December 2024.

### PLANS MOVING FORWARD

- ▶ Promoting paperless invoicing within departments where operationally feasible.
- ▶ Investigating the option to expand the paper towel recycling program to other sites.



# Refrigerants

## Select 2024 actions and achievements

- ▶ **Leaked refrigerant baseline**  
Conducted assessment to measure refrigerant emissions from large equipment such as chillers.

### PLANS MOVING FORWARD

- ▶ Expanding the refrigerant database by including smaller equipment units to create a more complete and accurate inventory for our owned sites, and working with operators of our leased sites to capture relevant data.
- ▶ Monitoring leakage for large refrigeration equipment by collecting information from Facilities Maintenance and Operations teams and refrigerant companies, both of whom maintain detailed records of the equipment maintenance.

**NAVIGATION**

**Table of Contents**

**Executive Message**

**Our Progress: Tracking the Journey**

**Our Leadership: Collaborative and Integrated Action**

- Buildings
- Fleet Vehicles and Transportation
- Paper
- Refrigerants
- ▶ Climate Risk Management
- Transforming Patient Care with Planetary Health

**Our Partners**

**2024 GHG Emissions and Offsets Summary Table**

**References**

**RELATED REPORT**

Green+Leaders Annual Report



# Climate Risk Management

## Select 2024 actions and achievements

▶ **Building for the future**

Integrated climate considerations into the Slocan Site Redevelopment Project and planning of the BC Children’s Hospital and BC Women’s Hospital + Health Centre campus, enhancing cooling, indoor air quality and extreme weather preparedness.

▶ **Climate vulnerability surveys**

Completed building-level climate vulnerability surveys for seven key sites, building on earlier regional climate hazard exposure work. These surveys examined how facilities may be impacted by climate-related events and informed site-specific recommendations to support resilience planning and continuity of operations.

▶ **Award-winning Inter- and Intra-Health Authority Relocation (IIHAR) toolkit**

Refined and expanded the IIHAR toolkit developed with Health Emergency Management BC, B.C. health authorities and Indigenous partners, providing 21 standardized tools for patient-centred, culturally safe facility evacuations during climate emergencies. This innovative approach earned both the **2024 PHSA+ Award for Excellence in Patient-Centred Care** and the **2025 BC Quality Award for Strengthening Health & Wellness**.

▶ **Climate emergency preparedness in any season**

Coordinated seasonal readiness planning to ensure continuity of care and efficient evacuations during climate-related events. Strengthened resilience for climate emergencies by developing a provincial dashboard to track long-term care, assisted living and independent living sites,

establishing a provincial staff registry for emergency redeployment, and completing a Wildfire Response Preparedness Framework.

▶ **BC HEAT Coordinating Committee**


Contributed to the BC HEAT (Health Effects of Anomalous Temperatures) Coordinating Committee, supporting provincial planning for public health impacts from significant heat events.

▶ **Sharing climate change and health data**

The BC Centre for Disease Control (BCCDC) Climate Preparedness and Adaptation Program team developed an internal web application featuring reports, maps and datasets on climate change exposure, risk and resilience indicators. This tool is available to health system partners. The team is also exploring opportunities to make this data publicly accessible.

▶ **Investing in Indigenous climate leadership**

The BCCDC secured provincial funding to expand the Warriors Program, a land-based-learning and mentorship program for Indigenous youth in the Nuu-chah-nulth nations, which aims to strengthen Indigenous-led climate resilience. Using a train-the-trainer model, the program will be scaled to support additional Indigenous communities across B.C.



# 2024 Provincial Health Services Authority Climate Change Accountability Report (CCAR)

## NAVIGATION

[Table of Contents](#)

[Executive Message](#)

[Our Progress: Tracking the Journey](#)

[Our Leadership: Collaborative and Integrated Action](#)

- Buildings
- Fleet Vehicles and Transportation
- Paper
- Refrigerants
- Climate Risk Management

► [Transforming Patient Care with Planetary Health](#)

[Our Partners](#)

[2024 GHG Emissions and Offsets Summary Table](#)

[References](#)

## RELATED REPORT

[Green+Leaders Annual Report](#)

# Transforming Patient Care with Planetary Health

PHSA staff across diverse disciplines and departments are taking a holistic approach to advancing planetary health. Our approach extends beyond compliance with emissions targets and climate resilience, and looks at the health system's broader impacts. Here are some examples of how we are reducing the impact of our services on the planet and creating a climate resilient health system.

## Select 2024 actions and achievements

### Energy and Carbon



BC Children's Hospital joined Project SPRUCE (Saving the Planet by Reducing Carbon Emissions), a collaborative effort among pediatric hospitals to lower GHG emissions from anesthetic gases.

[Read more](#)

### Food



Established a program at BC Children's Hospital and BC Women's Hospital + Health Centre to collect unused and unopened supplements, which are returned to the kitchen for sanitization and redistribution. On average, 36 supplements are returned daily, for a total of 13,140 bottles, saving approximately \$38,325 annually and preventing waste, particularly from plastic bottles.

### Leadership and Innovation



Held planetary health engagement sessions for the BC Children's Hospital and BC Women's Hospital + Health Centre Master Plan to align health care practices with environmental goals and support a more resilient workplace. Participants emphasized the importance of design strategies that support climate adaptation, carbon reduction and sustainability.

### Materials



- Created a new Supplier Code of Conduct that includes requirements for suppliers to work on decarbonization and support planetary health.
- PHSA launched or reintroduced several initiatives to reduce waste and improve recycling processes, including:
  - A recycling program for blue wrap, which is used to keep surgical instruments sterile, diverting an estimated 2,000 kilograms annually.
  - Soft plastic recycling, diverting 1,090 kilograms since July 2024.
  - A more efficient food packaging recycling program with ReturnIt BC.
  - An extension of the composting program to staff lounges.
  - Rolled out the PPE recycling program at BC Children's Hospital and BC Women's Hospital + Health Centre, and BC Cancer–Vancouver, significantly reducing unnecessary waste.

- Data gathered from the installation of Canada's first photon-counting CT scanner at BC Cancer–Vancouver led to the development of guidelines on construction waste management, material reuse and selecting low-toxicity, sustainable furnishings aligned with best practices for planetary health and cancer prevention.

# 2024 Provincial Health Services Authority Climate Change Accountability Report (CCAR)

## NAVIGATION

[Table of Contents](#)

[Executive Message](#)

[Our Progress: Tracking the Journey](#)

[Our Leadership: Collaborative and Integrated Action](#)

- [Buildings](#)
- [Fleet Vehicles and Transportation](#)
- [Paper](#)
- [Refrigerants](#)
- [Climate Risk Management](#)
- ▶ [Transforming Patient Care with Planetary Health](#)

[Our Partners](#)

[2024 GHG Emissions and Offsets Summary Table](#)

[References](#)

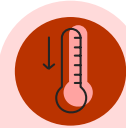
## RELATED REPORT

[Green+Leaders Annual Report](#)

# Impact Stories



## Advancing Climate Resilient Facilities



The second edition of the *Climate Resilience Guidelines for BC Health Facility Planning & Design*, released in 2024, streamlines the planning and design processes for health facilities, while incorporating fresh insights. These guidelines are in step with the Province's Climate Resilience Framework and Standards for Public Sector Buildings, emphasizing the importance of a unified approach to climate action.

[Read more ▶](#)



New heat recovery chiller at BC Cancer–Vancouver

## Three Projects, One Mission



Three energy-saving initiatives are showing how smart upgrades can reduce emissions, cut costs and support better patient care. Whether it's a heat recovery chiller at BC Cancer–Vancouver, updating old steam piping insulation at BC Children's Hospital and BC Women's Hospital + Health Centre, or using timers to turn off blanket warmers during BC Cancer–Vancouver's non-operational hours, PHSA is decarbonizing health care through practical, scalable action.

[Read more ▶](#)



BC Emergency Health Services electric and hybrid vehicle fleet

## Driving Sustainability in Health Care



BC Emergency Health Services (BCEHS) is pioneering the electrification of its support vehicle fleet. BCEHS aims to achieve a zero-emission fleet while maintaining functionality for life-saving operations. The project has already deployed 70 hybrid and 18 electric vehicles in full clinical operation, reducing annual emissions by 270 tCO<sub>2</sub>e.

[Read more ▶](#)



José Morais, director of Patient Food Services, inter-campus operations

## José Morais' Journey to Source Local B.C. Salmon



PHSA food services expanded the use of local salmon to BC Children's Hospital, BC Women's Hospital + Health Centre, BC Cancer–Vancouver and other health care facilities through a partnership with Organic Ocean, a company that partners with several Indigenous nations, including the Gitanyow Nation. The Gitanyow traditional fishing method harvests fish by hand, protecting other wildlife.

[Read more ▶](#)

# 2024 Provincial Health Services Authority Climate Change Accountability Report (CCAR)

## NAVIGATION

**Table of Contents**

**Executive Message**

**Our Progress: Tracking  
the Journey**

**Our Leadership:  
Collaborative and  
Integrated Action**

► **Our Partners**

**2024 GHG Emissions and  
Offsets Summary Table**

**References**

## RELATED REPORT

Green+Leaders Annual Report

# Our Partners

We are grateful to the departments and organizations listed below, which are key internal and external partners and collaborators who have been crucial in advancing our ongoing planetary health initiatives. This list is not a comprehensive representation of all the valuable relationships and efforts that drive our collective impact.

# 2024 Provincial Health Services Authority Climate Change Accountability Report (CCAR)

## NAVIGATION

[Table of Contents](#)

[Executive Message](#)

[Our Progress: Tracking the Journey](#)

[Our Leadership: Collaborative and Integrated Action](#)

[Our Partners](#)

[2024 GHG Emissions and Offsets Summary Table](#)

[References](#)

## RELATED REPORT

[Green+Leaders Annual Report](#)

# Our Partners

## B

BC Cancer Planetary Health Nurse Internship Program

BC Cancer Planetary Health Unit

BC Centre for Disease Control

BC Children's Hospital and BC Women's Hospital + Health Centre Medical Staff Association Planetary Health Committee

BC Children's Hospital Green Surgical Initiative

BC Emergency Health Services

BC Housing

BC Hydro

BC Ministry of Emergency Management and Climate Readiness

BC Ministry of Energy and Climate Solutions

BC Ministry of Environment and Parks

BC Ministry of Health

BC Ministry of Infrastructure

BC Renal

## C

Canadian Coalition for Green Health Care

CASCADES Canada

Climate Action Secretariat

Climate Data Canada

Clinical and non-clinical direct-care staff

Clinical dietitians

Communications

## E

Environment and Climate Change Canada

Environmental Vendor Services

## F

Facilities Management and Operations

Finance

First Nations Health Authority

Food Services

FortisBC

Fraser Health Authority

## H

Health Canada

Health Emergency Management BC

Health Quality BC

## I

Indigenous Health

Infection Prevention and Control

Integrated Protection Services

Interior Health

Island Health

## L

Local and regional governments

## N

National Research Council of Canada

Northern Health

Nourish Leadership

Nursing and Allied Health Research and Knowledge Translation

## P

Pacific Climate Impacts Consortium

Pacific Institute for Climate Solutions

People and Culture

Planetary Health team

Population and Public Health

Procurement

Projects and Planning teams

Providence Health Care

Provincial Nursing Skin and Wound Committee

## Q

Quality Improvement

## R

Real Estate, Leasing and Property Management

## S

Simon Fraser University

Slocan Site Redevelopment Project

Supply Chain

## U

University of British Columbia

## V

Vancouver Coastal Health

Vancouver Island Health

## W

Workplace Health and Safety

**NAVIGATION**

**Table of Contents**

**Executive Message**

**Our Progress: Tracking the Journey**

**Our Leadership: Collaborative and Integrated Action**

**Our Partners**

**► 2024 GHG Emissions and Offsets Summary Table**

**References**

**RELATED REPORT**

Green+Leaders Annual Report

# 2024 GHG Emissions and Offsets Summary Table

PHSA 2024 GHG Emissions and Offsets Summary	
GHG emissions for the period January 1–December 31, 2024	
Total BioCO <sub>2</sub>	90
Total emissions (tCO <sub>2</sub> e)	18,380
Total offsets (tCO <sub>2</sub> e)	18,290
Adjustments to offset required GHG emissions reported in prior years	
Total offsets adjustment (tCO <sub>2</sub> e)	96
Grand total offsets for the 2024 reporting year	
Grand total offsets to be retired for 2024 reporting year (tCO <sub>2</sub> e)	18,386
Offset investment (\$)	\$459,639
Offset investment (\$) including GST	\$482,632.50

**RETIREMENT OF OFFSETS**

In accordance with the requirements of the Climate Change Accountability Act and the Carbon Neutral Government Regulation, Provincial Health Services Authority (the Organization) is responsible for arranging for the retirement of the offsets obligation reported above for the 2024 calendar year, together with any adjustments reported for past calendar years (if applicable). The Organization hereby agrees that, in exchange for the Ministry of Energy and Climate Solutions (the Ministry) ensuring that these offsets are retired on the Organization’s behalf, the Organization will pay within 30 days, the associated invoice to be issued by the Ministry in an amount equal to \$25 per tonne of offsets retired on its behalf plus GST.

- i BioCO<sub>2</sub> is included in total emissions but not total offsets.
- ii Emissions and offset investment amounts will be validated by the Climate Action Secretariat prior to distributing invoices.
- iii “Grand total offsets to be retired” are rounded to a whole number before multiplying by \$25 per tCO<sub>2</sub>e.

**NAVIGATION**

**Table of Contents**

**Executive Message**

**Our Progress: Tracking  
the Journey**

**Our Leadership:  
Collaborative and  
Integrated Action**

**Our Partners**

**2024 GHG Emissions and  
Offsets Summary Table**

► **References**

**RELATED REPORT**

Green+Leaders Annual Report

# References

- A** In 2024, PHSA-owned facilities included in energy metering were:
- 2340 Richmond Road, Victoria
  - BC Cancer–Surrey
  - BC Cancer–Prince George
  - BC Cancer–Vancouver
  - BC Cancer–Victoria
  - BC Cancer Research Institute
  - BC Children’s Hospital and BC Women’s Hospital + Health Centre
  - Red Fish Healing Centre for Mental Health and Addiction
  - Slokan Site
- B** The GreenCare survey is an annual survey distributed to staff and medical staff within Fraser Health, Providence Health Care, PHSA and Vancouver Coastal Health. The survey is used to assess perspectives, experiences and behaviours related to the environment and to planetary health, through which the EES and Planetary Health teams can monitor progress and identify opportunities to build a sustainable, climate resilient health system. The survey captures behavioural data from the previous calendar year (i.e. the 2025 GreenCare survey is used to collect 2024 data).
- C** PHSA acute care sites included in waste-related key performance indicators were (both of these facilities are still working to return to pre-2020 recycling service levels):
- BC Children’s Hospital
  - BC Women’s Hospital + Health Centre
- D** PHSA non-acute care sites included in waste-related key performance indicators were:
- BC Cancer–Vancouver
  - BC Cancer Research Centre
  - Red Fish Healing Centre for Mental Health and Addiction
- E** In 2024, PHSA-owned facilities included in water metering were:
- 2340 Richmond Road, Victoria
  - BC Cancer Research Institute
  - BC Cancer–Kelowna
  - BC Cancer–Prince George
  - BC Cancer–Vancouver
  - BC Children’s Hospital and BC Women’s Hospital + Health Centre
  - Red Fish Healing Centre for Mental Health and Addiction
  - Slokan Site
- F** Information sources for buildings: ARCHIBUS and PHSA Real Estate Team.
- G** Information source for LEED: [Canadian Green Building Council project database](#).
- H** Trucost. Environmental Performance from Sugar Sheet Paper. Social Print Paper, 2017. Available from: <https://www.kpu.ca/sites/default/files/SocialPrintPaper-Trucost-SugarSheet-2017.pdf>.



**Carbon Neutral**

