



# 2022 PROVINCE OF BRITISH COLUMBIA CORE GOVERNMENT CLIMATE PROGRESS REPORT

THIS REPORT FULFILS THE REQUIREMENT TO PREPARE AND  
MAKE PUBLIC A CLIMATE CHANGE ACCOUNTABILITY  
REPORT FOR THE PROVINCIAL GOVERNMENT

Prepared by the  
Ministry of Environment and  
Climate Change Strategy  
Victoria, BC  
June 2023

## Table of Contents

1. INTRODUCTION.....	3
2. PROVINCIAL GOVERNMENT EMISSIONS SUMMARY .....	3
2.1 Summary of Provincial Government Emissions by Source.....	5
3. BUILDING EMISSIONS .....	7
3.1 Emission Reduction Actions in 2022 – Buildings .....	7
3.1.1 Building Energy Retrofits and New Construction .....	7
3.1.2 Leading Workplace Strategies .....	8
3.1.3 Electric Vehicle Charging Equipment.....	8
3.1.4 Smart Building Technology .....	9
3.1.5 Adaptation for Resilience.....	9
3.1.6 Clean Energy Supply.....	9
3.2 2022 Highlights from Ministries – Buildings.....	9
3.3 Success Story – Buildings .....	10
3.4 Future Emission Reduction Plans - Buildings.....	11
4. FLEET EMISSIONS .....	11
4.1 Emissions Reduction Actions in 2022 - Fleet .....	11
4.2 2022 Highlights from Ministries – Fleet .....	12
4.3 Future Emission Reduction Plans – Fleet.....	12
5. PROCUREMENT EMISSIONS: OFFICE PAPER.....	13
5.1 Emissions Reduction Actions in 2022 – Office Paper .....	13
5.2 Success Stories – Office Paper .....	13
6. BUSINESS TRAVEL EMISSIONS .....	14
6.1 Emissions Reduction Actions in 2022 and Future Plans – Business Travel .....	14
7. RETIREMENT OF OFFSETS .....	14
8. SUMMARY.....	15

## 1. INTRODUCTION

The 2022 Province of British Columbia Core Government Climate Progress Report fulfills the provincial government’s reporting requirements under section 7.1 of the [Climate Change Accountability Act](#) (CCAA) for the 2022 calendar year, where “provincial government” represents a consolidation of provincial ministries and independent offices, but not Crown Corporations, health authorities, school districts, or universities and colleges.

This report provides an overview of the following for the provincial government:

- Greenhouse gas (GHG) emissions from its buildings, vehicles, office paper, and business travel;
- Offsets retired in relation to emissions produced to achieve carbon neutrality;
- Actions taken in 2022 to minimize emissions; and
- Plans to minimize future emissions.

In previous years, ministerial actions on climate adaptation and resilience had been included in the Climate Progress Report. This information is now collected and will be reported as part of the Climate Preparedness and Adaptation Strategy process in the annual Climate Change Accountability Report.

The Clean Government team of the Climate Action Secretariat (CAS) works with the Ministry of Citizens’ Services (CITZ) and other ministries to collect data and information in the preparation of this report. CITZ is responsible for providing a range of services that support the management of provincial government buildings, vehicles, information technology and procurement. The actions and plans in this report are, therefore, largely provided by CITZ and supplemented by details from other ministries; for example, actions and plans related to staff-level sustainability initiatives.

The 2022 reporting year marked the 13<sup>th</sup> consecutive year BC has achieved carbon neutral operations across its entire public sector. This achievement is the result of substantial efforts by all provincial government and public sector employees. British Columbians can be proud their province has displayed global leadership in advancing climate action through the Carbon Neutral Government (CNG) program.

## 2. PROVINCIAL GOVERNMENT EMISSIONS SUMMARY

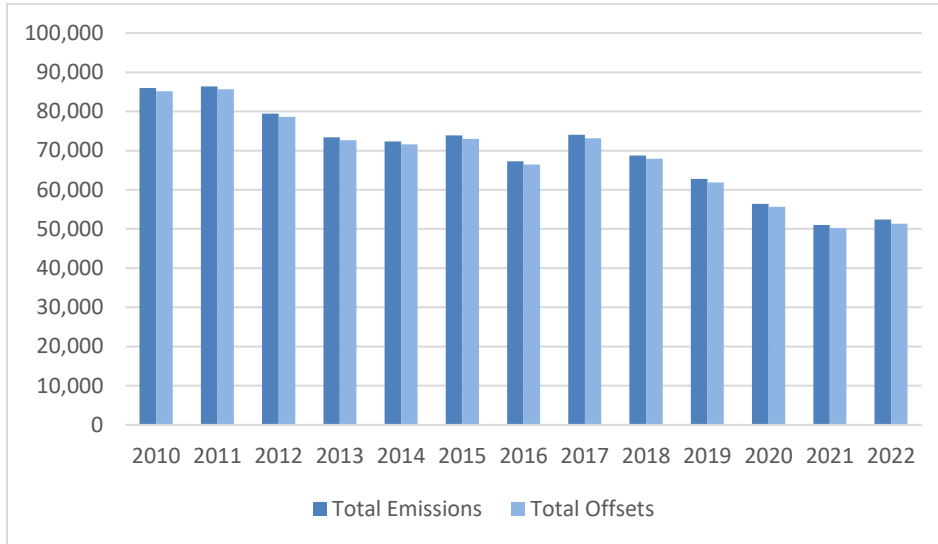
Through CleanBC, the Province of British Columbia set public sector emissions reduction targets for 2030 of 50% for buildings and 40% for fleets based on 2010 baseline emissions, and through the [CleanBC Roadmap to 2030](#), has laid out a pathway to achieve these ambitious targets. Since 2010, provincial government emissions have decreased overall (Table 1). In 2022, emissions decreased by 39% from the 2010 baseline (Figure 1) but increased by 2.8% from 2021 levels. Buildings have historically been the largest source of emissions, accounting for approximately 59% of all emissions in 2022, followed by fleet vehicles, business travel and office paper (Figure 2).

Over the course of the COVID-19 pandemic, provincial government emissions from business travel and paper use decreased substantially due to COVID-related restrictions and employees primarily working from home. As COVID-19 measures eased in 2022 and more provincial government services returned to business as usual, emissions from business travel increased significantly (up 1,548 tCO<sub>2</sub>e from 2021) which was a leading contributor to the overall increase in provincial government emissions (1,436 tCO<sub>2</sub>e). However, the provincial government continued its approach to flexible workplace practices which helped to reduce its emissions and operational footprint in other business areas, including paper consumption.

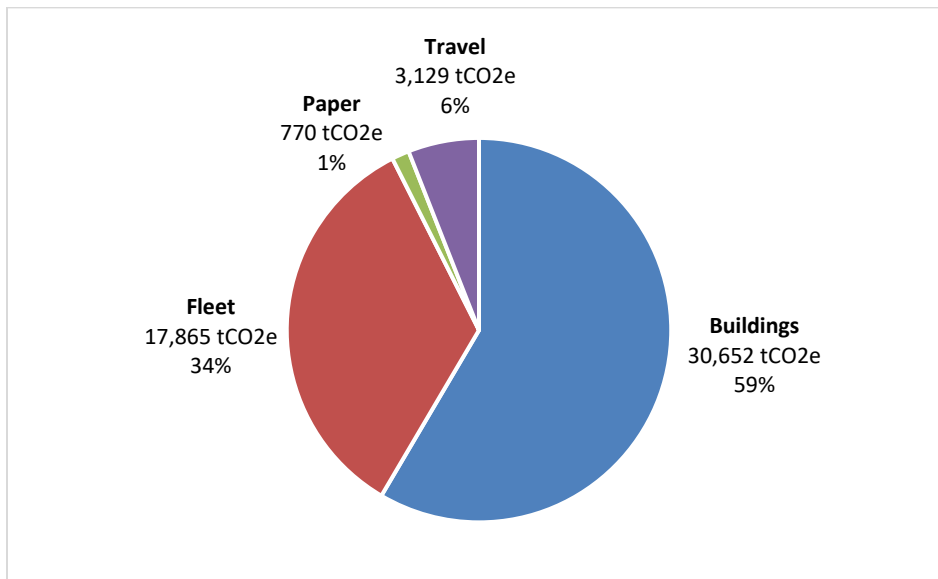
**Table 1. Total Provincial Government Emissions and Offsets for 2022**  
(2010 baseline year shown for comparison purposes)

	2010	2022
<b>Total Emissions (tCO<sub>2</sub>e)</b>	85,951	52,416
<b>Total Offsets (tCO<sub>2</sub>e)</b>	85,134	51,343

**Figure 1: Change in Provincial Government GHG Emissions (tCO<sub>2</sub>e)**



**Figure 2: 2022 Provincial Government GHG Emissions by Source**



## **2.1 Summary of Provincial Government Emissions by Source**

### **2022 Building Emissions**

Building emissions in 2022 were 43% lower than the 2010 baseline year (Figure 3) and increased by 1.2% from 2021 levels (Table 2). The province saw colder temperatures in 2022, contributing to a 1% increase in natural gas consumption over 2021 levels for the operation of heating systems. In addition, while electricity use in government buildings decreased 4% when compared to 2021, the conversion factors used to calculate emissions from electricity in 2022 changed, resulting in a 9% increase in electricity-related GHG emissions over 2021 levels.

Building emissions accounted for 59% of all provincial government emissions in 2022, and the increase of 1.2% from 2021 to 2022 had an impact on the overall emissions for the provincial government. Despite the slight increase, provincial government buildings are still on track to reach the 50% CleanBC reduction target by 2030. Several climate action initiatives have been started in the provincial government building portfolio but have not yet been fully implemented, such as building upgrades and retrofits, as well as initiatives under the Future Workplace Strategy. When completed, building emissions are expected to decrease in future years as a result.

### **2022 Vehicle Fleet Emissions**

Fleet emissions in 2022 were 10%<sup>a</sup> lower when compared to 2010 and decreased by 2.5% compared to 2021. Fuel consumption in the provincial government decreased overall in 2022, contributing to a decrease in vehicle fleet emissions relative to 2021. Ministries and offices continued to make progress towards CleanBC commitments for government fleets through acquisition of electric vehicles and implementing fleet emissions reduction plans.

### **2022 Business Travel Emissions**

Business travel emissions in 2022 were 70% lower when compared to the 2010 baseline but increased 98% when compared to 2021 levels. The significant increase is likely due to easing of COVID-19 restrictions in 2022 with an accompanying rise in public transportation options and air travel. It is important to note, however, that while 2022 business travel emissions nearly doubled from 2021 levels, they were still 50% lower than 2019 (pre-pandemic) levels. Ministries continued to upgrade technologies to support virtual meetings and create alternatives to travel, wherever possible.

### **2022 Office Paper Emissions**

Office paper emissions in 2022 were 60% lower when compared to the 2010 baseline and decreased by 3.5% compared to 2021 levels. Ministries have largely continued the momentum in decreased paper usage brought on by the COVID-19 pandemic, with many ministries reporting success in transitioning to paperless (or reduced paper) business processes. Provincial government's 2022 emissions from paper decreased 44% compared to 2019 (pre-pandemic) levels.

While the proportion of 100% recycled paper consumed in 2022 remained constant from 2021, the proportion of 0% recycled paper consumed in 2022 was lower than in 2021 (Table 3). 30% recycled paper use also increased in 2022 and represented the remainder of paper consumed.

---

<sup>a</sup> Emission Factors (EFs) or conversion factors are coefficients that are used to calculate the GHGs of an activity, fuel combustion or product (e.g., kg of GHGs per Litre of fuel combusted). EFs for gasoline light-duty vehicles and light duty trucks were updated in 2022 to align with historical changes to federal tailpipe air pollution standards. These EFs were updated for 2016 onward, resulting in lower fleet emissions compared to 2010.

Figure 3: Change in Provincial Government GHG Emissions by Source (tCO<sub>2</sub>e) 2010 to 2022

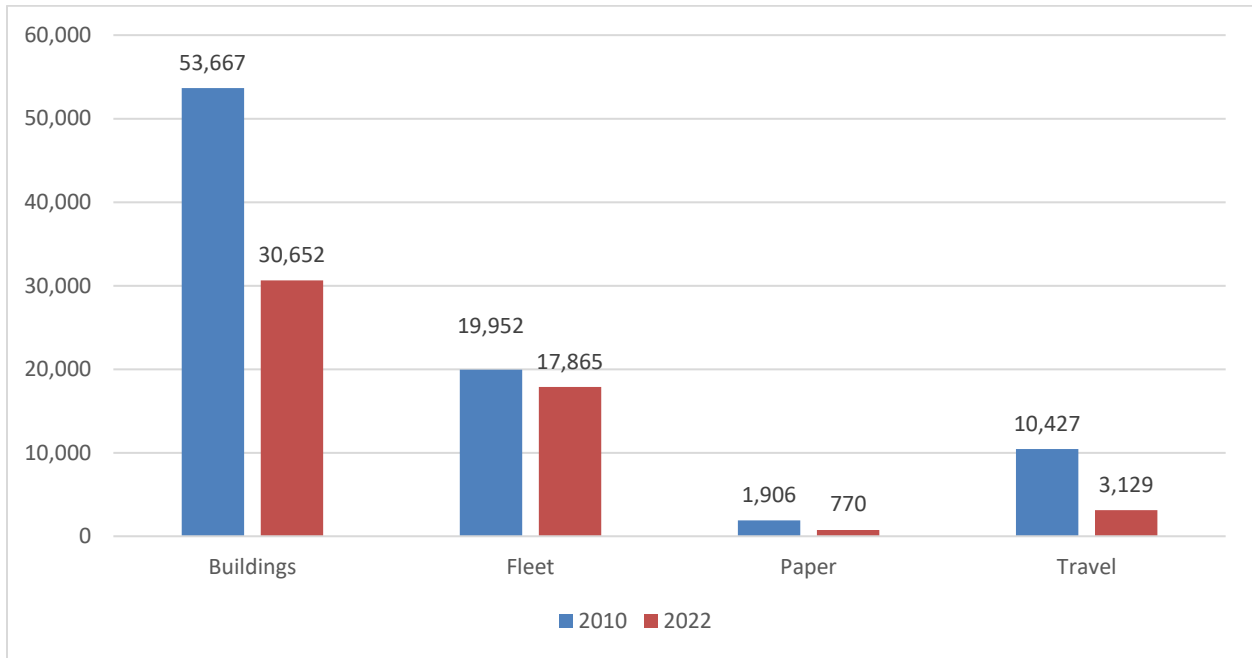


Table 2: Change in Provincial Government Emissions by Source (tCO<sub>2</sub>e) 2021 to 2022

Source	2021 Emissions (tCO <sub>2</sub> e)	2022 Emissions (tCO <sub>2</sub> e)	% Change from 2021	Net Change from 2021 (tCO <sub>2</sub> e)
Buildings	30,282	30,652	1.2%	370
Fleet	18,319	17,865	-2.5%	-455
Paper	798	770	-3.5%	-28
Travel	1,580	3,129	98.0%	1,548
<b>TOTAL Emissions</b>	<b>50,980</b>	<b>52,416</b>	<b>2.8%</b>	<b>1,436</b>

Table 3: Content of Paper Consumed by Provincial Government

	2021	2022
100% Recycled Content	2.3%	2.3%
30% Recycled Content	5.2%	8.7%
0% Recycled Content	92.5%	89.0%

### 3. BUILDING EMISSIONS

CITZ manages a portfolio of over 1,500 owned, leased, and managed facilities across the province, spanning over 1.5 million square meters of space occupied by core government and the broader public sector; however, it is important to note this Report provides GHG emissions information from core government buildings only, and does not include buildings occupied by the broader public sector.

Core government buildings cover a variety of archetypes such as offices, courthouses, correctional facilities, warehouses, and labs, among others. GHG emissions from buildings comprise approximately 59% of the provincial government’s total reported emissions.

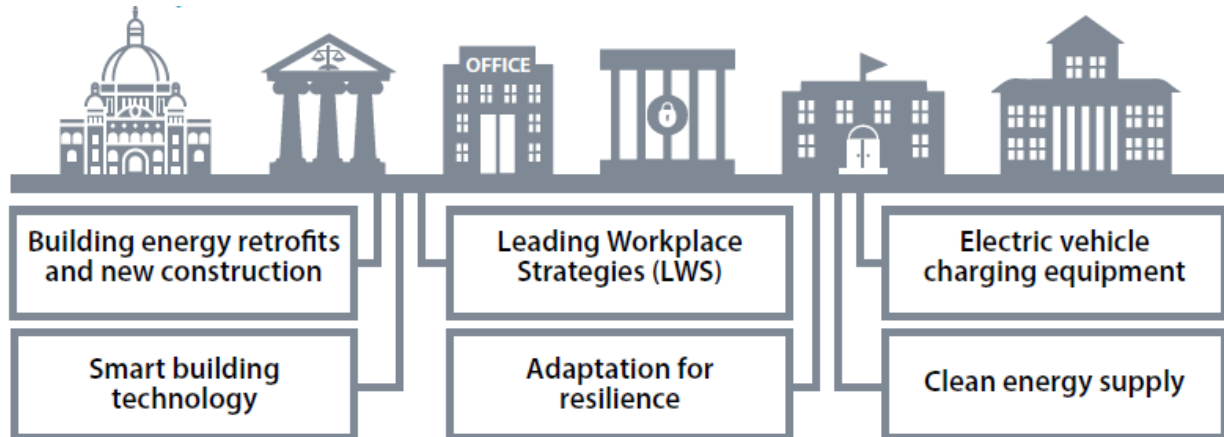
#### 3.1 Emission Reduction Actions in 2022 – Buildings

Energy management efforts have been long-standing in CITZ and its predecessor organizations. In the 2022 reporting year, these efforts resulted in a 43% reduction in GHG emissions from core government buildings over the 2010 baseline. Ongoing energy management efforts continue to effectively reduce building-related GHG emissions, and provincial government buildings are on track to reach the 50% CleanBC reduction target by 2030, despite the slight increase in emissions over 2021.

In 2019, CITZ publicly announced the [CleanBC Government Buildings Program](#), a five-year strategy with a triple bottom line objective to reduce building energy consumption and associated GHG emissions, along with improving occupant comfort and getting life cycle returns on investment.

The CleanBC Government Buildings Program uses six pathways to reduce GHG emissions and energy consumption in government buildings (Figure 4).

**Figure 4: Pathways to Reduce GHG Emissions and Energy Consumption in Government Buildings**



In 2022, CITZ implemented actions in each of the six pathways of the CleanBC Government Buildings Program as outlined in the following sections:

#### 3.1.1 Building Energy Retrofits and New Construction

Retrofits allow buildings to use energy more efficiently and, therefore, reduce GHG emissions. CITZ conducts several energy and GHG emissions reduction assessments across government’s portfolio every year to assess opportunities to implement energy-saving projects. Opportunities are evaluated from a triple bottom line perspective and implemented in alignment with the existing Routine Capital program.

Since the launch of the CleanBC Government Buildings Program and under the energy retrofits pathway, projects have been implemented or are underway at more than 52 government buildings throughout the province, including more efficient heating and ventilation systems, low-carbon electrification, heat recovery, better insulation and airtightness, and lighting upgrades.

### 3.1.2 Leading Workplace Strategies

#### Future Workplace Strategy

The Future Workplace Strategy is a cross-government initiative led by CITZ to transform government workplaces to support the evolving needs of the BC Public Service. This Strategy provides a coordinated approach to support mobile and flexible work styles by integrating technology, culture, and space in innovative ways while managing space efficiently and responsibly. The model includes Hybrid Workplaces and ShareSpace locations designed to effectively support provincial government employees working both in-office and virtually.

This model builds on the legacy of Leading Workplace Strategies that has now been implemented in 19 different ministries or organizations across the province totaling 61 leading workplace projects in 49 different buildings, resulting in:

- Over 89,900 m<sup>2</sup> of upgraded office space that accommodates over 7,200 employees;
- A reduction in office space of over 62,900 m<sup>2</sup>;
- Over \$74.5M net savings in building occupancy costs at the end of 2022; and
- Over 458 net tonnes of GHG emissions reduced each year.

There are 16 more leading workplace projects currently underway throughout BC.

### 3.1.3 Electric Vehicle Charging Equipment

Since 2018, CITZ has been supporting the transition to zero-emission vehicles (ZEVs<sup>b</sup>) at public sector facilities by increasing the availability of electric vehicle charging stations (EVCS) for public sector fleets, employees, and the public at service delivery locations via the CleanBC Government Buildings Program. In 2022, CITZ in collaboration with CAS launched the CleanBC Government Fleet Program Plan to reduce government’s fleet emissions by adopting ZEVs and providing EVCS to ministry fleets.

Since the installation of EVCS at provincial government properties began in 2018, approximately 200 charging stations have been installed at 68 sites. Currently, there are 66 employee and public charging stations and 120 government fleet charging stations under construction, which will provide charging for electric vehicles at an additional 62 locations. Installation of an additional 80 employee and public EVCS and 240 fleet EVCS are planned over the next year.

EVCS Projects	Employee/Public	Fleet	Total*
Installed to Date	129	71	200
Projects Underway	66	120	186
Projects Planned	80	240	320
<b>Total</b>	<b>275</b>	<b>431</b>	<b>706</b>

\*Numbers last updated January 31, 2023

CITZ manages the dedicated government fleet EVCS infrastructure for core government fleet vehicles. The knowledge and experience gained through early implementation has enabled CITZ to accumulate

<sup>b</sup> Vehicle types recognized as ZEVs in BC are listed in the [Zero Emission Vehicles Regulation](#).



lessons learned accelerating the pace of government transformation to ZEVs by adopting innovative electric vehicle charging technologies and services.

### **3.1.4 Smart Building Technology**

Well-placed building and information technologies can play a key role in reducing energy consumption, enhancing productivity, and generally improving daily life for building users. Initiatives under this pathway include upgrading controls, metering, and other systems, increasing the weighting of energy savings in decisions around new workplace devices and continuing a range of actions to improve the efficiency of tools such as laptops, printers, and phones.

#### **Building Energy Systems Controls**

CITZ has invested in projects to enhance building automation systems that can be used to optimize building operations and gain efficiency. These projects included replacing outdated building controls hardware with modern technology that allows energy optimization, using energy in building systems only when it is needed to meet occupants' comfort.

CITZ's major facilities management service provider, CBRE, leads the Demand Energy Program to review building operations and implement recommissioning measures at approved buildings. Recommissioning ensures building equipment and systems are operating optimally to meet current occupant needs while providing a rigorous investigative approach to identify problems and integration issues. Through the identification of 'low cost/no cost' operational improvements, the building's energy consumption is optimized without sacrificing comfort.

### **3.1.5 Adaptation for Resilience**

Climate change has major implications for provincial buildings; advancing the resiliency of government buildings will help protect both people and critical public infrastructure during extreme weather events.

CITZ is currently developing a three-year Climate Risk Management and Adaptation Program to advance climate adaptation initiatives by building capacity within the ministry, adapting existing business processes to improve climate resilience of the government building portfolio, and planning to prepare government buildings for climate-change impacts. Part of this work includes the development of a geographic information system (GIS) platform to screen buildings and sites for climate hazards (such as floods, extreme heat, wildfire smoke) to be used by internal partners.

### **3.1.6 Clean Energy Supply**

Switching a building's heating energy source from high-emission to low-carbon sources helps with deep carbon reduction. All major existing building HVAC projects within CITZ now pass through an electrification analysis, and several fuel-switching projects are already underway. Following the foundational work completed over the last three years under this program, CITZ is now poised and ready to undertake more complex clean energy projects.

## **3.2 2022 Highlights from Ministries – Buildings**

In 2022, ministries reduced their building emissions through several behavioural and strategic planning initiatives:

- The Real Property Division (RPD) in CITZ works collaboratively to develop and promote best practices and provide insight on environmental stewardship. Initiatives included:
  - Launching 'Climate Action Requirements for New Building Construction', an internal document which outlines the climate action requirements for the construction of new

buildings, including a mandate that all newly constructed core-government facilities will use 100% clean energy, per the CleanBC Government Buildings Program;

- Incorporating elements of the Provincial Climate Resilient Framework and Standards for Public Sector Buildings into its project planning, assessment, and implementation processes for both existing and new buildings; and
  - Collaborating with the Office of the Chief Information Officer (OCIO) to participate in the TELUS Strategic Investment Fund to explore 5G network connectivity and understand its applications for various facilities management end uses such as optimizing building energy performance.
- Ministries participated in a government-wide Green Team Microsoft Teams group to collaborate and share ideas to help reduce the environmental footprint of government staff.
  - The Ministry of Health and the Ministry of Mental Health and Addictions have been working with CITZ to replace HVAC and lighting systems, as well as repair windows and their seals to lower energy use and reduce emissions.
  - Ministries participated in GoByBike campaigns, which are semi-annual events to encourage individuals to use active transportation to commute to work.

### 3.3 Success Story – Buildings

525 & 545 Superior Street buildings (part of the Capital Park complex) are leased by the Province of British Columbia and house staff from several ministries, including the Ministry of Environment and Climate Change Strategy (ENV) and the Ministry of Children and Family Development (MCFD).

525 Superior Street is a class AA LEED Platinum certified office and retail building, while 545 Superior Street is a class AA office and retail building targeting LEED Platinum Core & Shell certification<sup>c</sup>.



In Fall 2022, a 251-panel (114 kW) solar panel system was installed on the roof of the Capital Park complex to allow for a reduction in building energy costs. The power generated by the solar panel array reduces the electrical needs of both 525 & 545 Superior Street buildings.

Capital Park was ranked 9<sup>th</sup> out of 142 similar properties for Greenhouse Gas Intensity (GHGI) for 2021, confirming the site and buildings as a top performer for energy efficiency across the province.<sup>d</sup> The installation of the solar panel system will further offset building energy costs by 6%, generating an estimated 112,000 kWh of electricity each year.<sup>e</sup>

<sup>c</sup> Capital Park complex building information and photo accessed from [Jawl Properties](#)

<sup>d</sup> Based on [Building Benchmark BC](#) program reporting period for the 2021 calendar year

<sup>e</sup> Solar panel installation statistics accessed from [Shift Energy Group](#)

### **3.4 Future Emission Reduction Plans - Buildings**

With regards to future emission reduction plans in the provincial government, long-term energy consumption and GHG emissions reduction targets are driven by a vision to achieve:

- Net zero energy consumption at provincial buildings by 2050;
- CleanBC Plan's target to achieve 50% emission reduction by 2030 in public sector buildings; and
- CleanBC: Roadmap to 2030's target of zero-carbon new public sector buildings by 2027.

The CleanBC Government Buildings Program focuses on investing in energy efficient and smart core government buildings. CITZ also applies a multi-criteria analysis tool to rank aspects of environmental effects of each building, providing the opportunity to upgrade critical building systems to reduce emissions.

Additional actions planned at individual ministries are:

- CITZ is currently planning upgrades for its 4000 Seymour location to support space consolidation as part of the Future Workplace Strategy. This work will support hybrid work requirements and help reduce emissions and overall energy associated with maintaining an office environment.
- RPD in CITZ is planning to incorporate results and lessons learned from their ongoing climate risk and vulnerability assessment of government buildings into RPD's capital investment strategy.
- Ministries will continue to encourage mobile and hybrid work options, virtual collaboration, and zero waste initiatives.

## **4. FLEET EMISSIONS**

Analysis shows that between 2010 and 2022, government vehicle fleet emissions decreased by 10%. This decrease from the baseline year is largely attributed to a 2% decrease in fuel use and an update in the conversion factors used to calculate gasoline emissions for light-duty vehicles/trucks in 2022 to align with historical changes to tailpipe air pollution standards. Prior to the pandemic (2019), fleet emissions had increased by 5% from 2010 levels. In 2022, however, emissions from fleet vehicles were 11% lower than 2019 (pre-pandemic) levels and 2.5% lower relative to 2021 levels, with the latter being in part attributed to decreased fuel consumption.

Certain ZEVs, including both light- and heavy-duty electric vehicles, are now more readily available on the market, and the provincial government continues its efforts to secure these vehicles where feasible and move fleet emissions to a steady downward trend.

In 2022, the total number of vehicles purchased (ordered or acquired) as part of the provincial government's fleet was 445. Of those vehicles purchased, 159 were electric vehicles (19 battery electric, 72 plug-in electric, and 68 hybrid vehicles) accounting for 36% of all vehicle purchases. In addition, the provincial government more than tripled its zero-emission vehicle acquisition rate compared to 2021.

### **4.1 Emissions Reduction Actions in 2022 - Fleet**

In the 2018 CleanBC plan and subsequent Roadmap to 2030, the provincial government committed to have at least 10% of light-duty vehicle purchases be zero emission starting in 2020 where an available ZEV could meet operational needs. In total, 26% of light-duty vehicles ordered in 2022 were ZEVs.

In 2021, CITZ and CAS mobilized a CleanBC Government Fleet Core Program Team to operationalize the CleanBC commitments around fleet emission reductions, resulting in the CleanBC Government Fleet Program. Its mandate is to transform the provincial government's fleet to ZEVs, including building out

and ensuring availability of charging stations, including EVCS infrastructure and ability for government to use publicly available charging facilities.

## **4.2 2022 Highlights from Ministries – Fleet**

- The Ministry of Environment and Climate Change Strategy ordered 3 additional ZEVs, bringing the total number of ZEVs in the ministry vehicle fleet to 17.
- The Ministry of Forests and the broader Natural Resources Ministries (NRM) installed an additional 20 EV charging stations at NRM sites across the province. In addition, a Ford 150 Lightning pilot was launched to assess the practicality and suitability of these ZEV trucks and aid further fleet electrification efforts across the NRM.
- University Endowment Lands with the Ministry of Municipal Affairs completed a solar-powered carport and conducted a feasibility study for additional solar panels for charging fleet vehicles.
- BC Mail Plus within CITZ purchased and operationalized 3 Ford E-Transit ZEV vans for operations in the Lower Mainland.
- The Ministry of Agriculture and Food recently procured 2 electric vehicles for their fleet, as well as ordered an additional 7 electric vehicles to replace gasoline vehicles.

## **4.3 Future Emission Reduction Plans – Fleet**

While government vehicle fleet emissions have decreased by 10% in 2022 when compared to the 2010 baseline, the provincial government will have to make significant progress in fleet emissions reductions in a relatively short time to meet its commitments. Government ministries will need to accelerate their vehicle fleet emissions reductions and work towards:

- Achieving a 40% reduction in fleet emissions by 2030; and
- Reaching the CleanBC Roadmap to 2030 goal of 100% of ZEV light-duty vehicle purchases across the public sector by 2027.

CITZ and CAS will continue to collaborate with the broader public sector, local governments, and businesses, as well as other provinces across Canada (and state governments on the west coast of the United States) through an active role in various fleet acquisition and management working groups. This includes the Buyers for Climate Action Working Group, the Pacific Coast Collaborative (West Coast Electric Fleets), and the New West Partnership Vehicle Working Group. These relationships will ensure that government remains current on emerging technologies, opportunities, and risks in this evolving clean energy sector.

Several ministries also plan to green their fleets:

- The Ministry of Children and Family Development has developed a vehicle fleet plan to support the transition of existing vehicles to ZEVs through a five-year replacement plan. The ministry has ordered 53 ZEVs with a plan to order an additional 53 ZEVs each year for the next 4 years.
- University Endowment Lands with the Ministry of Municipal Affairs will be purchasing new electric vehicles in 2023, including a heavy-duty EV refuse truck, medium-duty EV landscape truck, and an EV ride-on mower.
- The Ministry of Transportation and Infrastructure is ordering additional ZEVs as part of their fleet program, including 2 Ford Lightning ZEVs, 2 hybrid F-150s, 2 Chevy Bolt ZEVs, and 6 hybrid SUVs.

- The Ministry of Forests and the Ministry of Water, Land and Resource Stewardship have 16 ZEVs operational in their fleet, with 2 more confirmed for 2023. Ministry programs have the option to replace any type of vehicle with a ZEV if operationally feasible, with NRM aiming to replace all light-duty vehicles with ZEVs where practical.
- The Ministry of Agriculture and Food has access to 11 EV charging stations at ministry properties across the province, with an additional 18 charging stations planned for 2023. Corporate Services for the Natural Resources Ministries (CSNR) Fleets and Assets will continue to support the ministry to identify sites suited for future EV charging infrastructure.

## **5. PROCUREMENT EMISSIONS: OFFICE PAPER**

Emissions from office paper consumption (purchase of printing paper) decreased by 60% since 2010 and decreased 3.5% from 2021 levels. While print volumes across the BC Public Service increased overall this year, they remained well below 2019 (pre-pandemic) levels as a significant number of employees continued to work remotely and make use of technological options that reduced their reliance on printed materials.

2022 data shows that 100% recycled paper represented only 2.3% of total consumption by ministries. Government is looking into new ways of encouraging more recycled paper use across its operations.

### **5.1 Emissions Reduction Actions in 2022 – Office Paper**

All ministries employ Managed Print Services (MPS) to reduce their consumption of office paper and associated emissions. MPS enables double-sided printing as the default on all printing devices and expands the use of electronic and digital means of government forms submissions, communications, and records storage.

Individual ministries reduce paper consumption through a variety of additional actions:

- The Ministry of Agriculture and Food, Food Safety and Inspection Branch (FSIB), launched Data Collect Mobile, a digital inspection software pilot to reduce paper use in the Seafood Inspection Program. FSIB anticipates digitization of other inspection programs enabled by this experience.
- The Ministry of Social Development and Poverty Reduction promoted the use of My Self-Serve (MYSS), an online portal where ministry clients can access services from their homes and submit applications electronically. The number of clients using MYSS increased 15% from 2021, reducing paper consumption associated with lengthy application forms and monthly reports.
- The Ministry of Post-Secondary Education and Future Skills continues to purchase only 100% recycled paper. Staff are encouraged to proactively share materials electronically to reduce paper consumption, which remained minimal in 2022.
- The Public Service Agency recycled 31,815 pounds of paper through staff participation in an internal recycling program with Stericycle.

### **5.2 Success Stories – Office Paper**

The Procurement Services Branch within CITZ moved to a primarily paperless e-bidding platform for receiving proposals, which has helped reduce paper consumption associated with the process. In addition, based on the management of the Corporate Services Agreement for Office Products, specific contract provisions were included for copier paper to help move towards more sustainable practices.

The Public Service Agency continues to encourage a paperless environment and increased digitization to reduce paper usage and electricity to run multi-function device printers, as well as requiring fewer paper recycling pick ups.

## 6. BUSINESS TRAVEL EMISSIONS

As COVID-19 measures eased in 2022 and more provincial government services returned to business as usual, emissions from business travel increased by 98% when compared to 2021 levels. Business travel emissions increased 1,549 tCO<sub>2</sub>e from 2021, which was a leading contributor to the overall increase in provincial government emissions. Most of the business travel emissions increases over 2021 were attributed to increased air travel and public transportation.

Although 2022 business travel emissions have almost doubled from 2021 levels, they are still 50% lower than 2019 (pre-pandemic) levels. Ministries and offices continued to upgrade technologies to support virtual meetings and create alternatives to travel, wherever possible.

### 6.1 Emissions Reduction Actions in 2022 and Future Plans – Business Travel

The COVID-19 pandemic was a catalyst for increasing the use and acceptance of virtual meeting platforms in place of face-to-face meetings, and many ministries report carrying those lessons into 2022:

- The Ministry of Education and Child Care continued to conduct virtual or hybrid meetings where appropriate, including 64% of independent school inspections and 71% of BC offshore school inspections completed virtually, reducing both domestic and international travel. In addition, 80% of BC offshore school sector meetings were conducted online.
- Ministries continued to upgrade boardrooms with video-conferencing technologies to enable virtual and hybrid meetings and create alternatives to travel.
- Ministries enabled more flexible working options by creating and extending telework agreements with staff to allow work-from-home arrangements that reduce the need for travel.

## 7. RETIREMENT OF OFFSETS

In accordance with the requirements of the CCAA and [Carbon Neutral Government Regulation](#), the provincial government will arrange the retirement of offsets obligation for the 2022 calendar year, together with any adjustments reported for the past calendar year (Table 4).

**Table 4. Provincial Government 2022 GHG Emissions and Offsets**

<b>Provincial Government 2022 GHG Emissions and Offsets</b>	
<b>GHG Emissions created in Calendar Year 2022</b>	
Total Emissions (tCO <sub>2</sub> e)	52,416
Total BioCO <sub>2</sub>	1,073
Total Offsets (tCO <sub>2</sub> e)	51,343
<b>Adjustments to Offset Required GHG Emissions Reported in Prior Years</b>	

Total Offsets Adjustment (tCO <sub>2</sub> e)	0
<b>Grand Total Offsets for the 2022 Reporting Year</b>	
Grand Total Offsets (tCO <sub>2</sub> e) to be Retired for 2022 Reporting Year	51,343

## 8. SUMMARY

This report fulfills the provincial government’s reporting requirements under Section 7 of the CCAA for the 2022 calendar year.

In 2022, the Province of British Columbia had a 39% reduction in GHG emissions relative to the 2010 baseline. The greatest relative reductions in emissions from the baseline year have been achieved in business travel emissions (70% since 2010), followed by office paper (60%), buildings (43%), and vehicle fleets (10%). In the context of the CleanBC plan and CleanBC Roadmap to 2030 commitments to reduce public sector emissions, this 2022 Climate Progress Report demonstrates both significant progress and planned actions toward emissions reductions in core government buildings, as well as the continued need to make further reductions across the board and modernize operations.

The actions and plans outlined in this report to continue reducing public sector emissions related to buildings, fleets, paper, and business travel reflect lessons learned and the provincial government’s ongoing commitment to climate change mitigation.