



2021 PROVINCE OF BRITISH COLUMBIA CORE GOVERNMENT CLIMATE PROGRESS REPORT

THIS REPORT FULFILS THE REQUIREMENT TO PREPARE AND
MAKE PUBLIC A CLIMATE CHANGE ACCOUNTABILITY
REPORT FOR THE PROVINCIAL GOVERNMENT

Prepared by the
Ministry of Environment and
Climate Change Strategy
Victoria, B.C.
June 2022

Table of Contents

1.	INTRODUCTION.....	3
2.	PROVINCIAL GOVERNMENT EMISSIONS SUMMARY	3
3.	BUILDING EMISSIONS	6
3.1	Emission Reduction Actions in 2021 - Buildings	7
3.1.1	Behavioural Change-Management Actions	7
3.1.2	Operations and Maintenance Actions	7
3.1.3	Programming Actions	7
3.1.4	Infrastructure Actions.....	8
3.2	2021 Highlights from Ministries – Buildings.....	8
3.3	Success Story – Buildings.....	9
3.4	Future Emission Reduction Plans - Buildings.....	9
4.	FLEET EMISSIONS.....	10
4.1	Emissions Reduction Actions in 2021 - Fleet	10
4.2	2021 Highlights from Ministries – Fleet	10
4.3	Future Emission Reduction Plans – Fleet	11
5.	PROCUREMENT EMISSIONS: OFFICE PAPER	11
5.1	Emissions Reduction Actions in 2021 – Office Paper	12
5.2	Success Stories – Office Paper	12
6.	BUSINESS TRAVEL EMISSIONS	12
6.1	Emissions Reduction Actions in 2021 and Future Plans – Business Travel.....	12
7.	RETIREMENT OF OFFSETS.....	13
8.	SUMMARY.....	13

1. INTRODUCTION

The 2021 Province of British Columbia Core Government Climate Progress Report fulfills the provincial government's reporting requirements under section 7.1 of the *Climate Change Accountability Act* (CCAA) for the 2021 calendar year, where "provincial government" represents a consolidation of provincial ministries and independent offices, but not Crown Corporations, health authorities, school districts or universities and colleges.

This report provides an overview of the following for the provincial government:

- Greenhouse gas (GHG) emissions from its buildings, vehicles, office paper, and business travel;
- Offsets retired in relation to emissions produced to achieve carbon neutrality;
- Actions taken in 2021 to minimize emissions; and
- Plans to minimize future emissions.

Previous year's reports also included ministerial actions on climate adaptation and resilience. This information is now collected and will be reported as part of the Climate Preparedness and Adaptation Strategy process in the annual Climate Change Accountability Report.

The Clean Government team of the Climate Action Secretariat (CAS) works with the Ministry of Citizens' Services (CITZ) and other ministries to collect data and information in the preparation of this report. CITZ is responsible for providing a range of services that support the management of provincial government buildings, vehicles, information technology and procurement. The actions and plans in this report are, therefore, largely provided by CITZ and supplemented by details from other ministries; for example, actions and plans related to staff-level sustainability initiatives.

The 2021 reporting year marked the 12th consecutive year B.C. has achieved carbon neutral operations across its entire public sector. This significant achievement is the result of substantial efforts by all Provincial government employees. British Columbians can be proud that their province has displayed global leadership in advancing climate action through the Carbon Neutral Government (CNG) program.

2. PROVINCIAL GOVERNMENT EMISSIONS SUMMARY

Through CleanBC the Provincial government set public sector emissions reduction targets for 2030 of 50% for buildings and 40% for fleets based on 2010 baseline emissions, and through the CleanBC Roadmap to 2030 has laid out a pathway to achieve these ambitious targets. Since 2010, Provincial government's emissions have decreased overall (Table 1). In 2021, emissions decreased by 40% from the 2010 baseline (Figure 1) and by 10% from 2020 levels. Buildings have historically been the largest source of emissions, accounting for approximately 60% of all emissions, followed by fleet vehicles, business travel and office paper (Figure 2).

In the 2020 calendar year, government experienced a major shift in workplace practices, which continued partway through 2021. The COVID-19 pandemic saw more employees working from home, resulting in decreases in fleet use, business travel and paper use emissions.

Table 1. Total Provincial Government Emissions and Offsets for 2021
(2010 baseline year shown for comparison purposes)

	2010 ^a	2021
Total Emissions (tCO₂e)	82,939	51,584
Total Offsets (tCO₂e)^b	82,266	50,791

Figure 1: Change in Provincial Government GHG Emissions (tCO₂e)

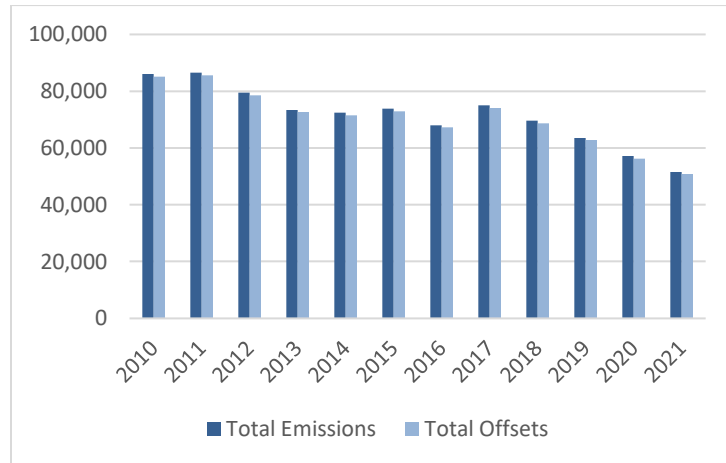
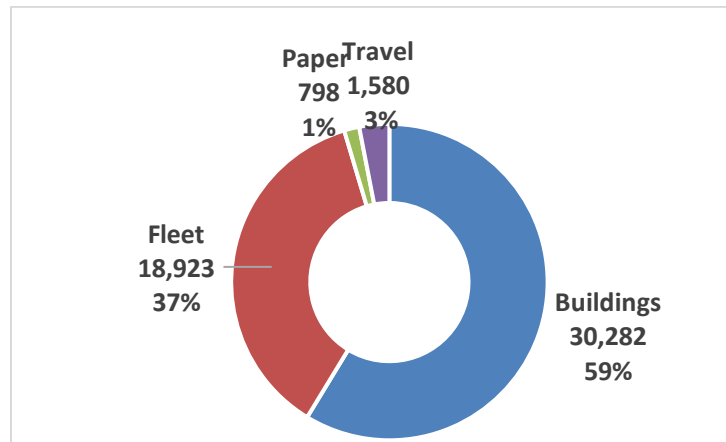


Figure 2: 2021 Provincial Government GHG Emissions by Source (tCO₂e)



^a In 2019-2020, the provincial public sector transitioned to a new emissions reporting tool called the Clean Government Reporting Tool (CGRT). Emissions data was migrated from the former SMARTTool into CGRT, resulting in slight adjustments to historic emissions due to configuration differences between the tools. Similarly, updates to align electricity emissions factors with CleanBC’s industry program approach, made in June 2021 to update 2010-2020 data, mean historic emissions have been updated in this 2021 Government of British Columbia Climate Progress Report relative to previous years’ reports.

^b Emissions from biogenic sources (e.g., combustion of renewable fuels) totaling 793 tCO₂ in 2021 are offset exempt.

2021 Building emissions have decreased by 44% from the 2010 baseline year (Figure 3 below), and by 16% reduction from 2020 levels (Table 3 below).

As a result of the COVID-19 pandemic and climate disasters, many employees continued to telework part-time in 2021. To maintain service continuity and ensure employee safety, building operations were not adjusted to account for reduced occupancy. The heating, ventilation, and air conditioning (HVAC) systems at some large assets had ventilation rates that remained higher than pre-pandemic years, keeping in line with public health guidelines and at the request of tenants. Most of the public-serving government offices in B.C. continued services throughout the pandemic, which led to increased energy consumption at those facilities. Overall, portfolio-wide energy consumption reduced only slightly, by less than 1%, from 2020 to 2021. However, reported emissions have reduced significantly, by 16%, in part due to an update more accurate way of quantifying emissions relating to electricity being adopted for 2021^c.

Energy consumption has dropped since 2010:

- Energy use from burning fossil fuels such as natural gas, and biogenic fuel such as wood waste, fell by a total of 40% since 2010. Between 2020 and 2021 thanks in part to investments in energy efficiency improvements, these stationary combustion emissions from fossil and biogenic fuels were reduced by 3%.
- Electricity use declined by 20% since 2010. However, electricity use increased by 3% between 2020 and 2021.

2021 Fleet emissions dropped by 5% compared to 2010 and increased by 6% compared to 2020. Three ministries (Forests, Lands, Natural Resource Operations and Rural Development, Environment and Climate Change Strategy and Transportation and Infrastructure) account for 80% of the Provincial government's fleet emissions. Heavy vehicles made up a larger share of public sector fleet emissions in 2021, increasing from 41% in 2020 to 52% of public sector fleet emissions.

2021 Business Travel emissions were significantly lower (85%) than 2010 emissions and 29% lower than 2020 levels. This is in addition to the significant 65% drop from 2019 to 2020 and is largely attributed to the pandemic restrictions on travel and an increase in usage of virtual meeting software.

2021 Office Paper emissions have decreased by 58% since 2010. While 2020 paper emissions were 20% lower than in 2019, the relative proportion of 100% recycled paper consumed in 2021 was lower than in 2020; see Table 2 below.

^c B.C.'s published Electricity Emissions Intensity Factor (EEIF) for BC Hydro's integrated grid was 40.1 tCO₂e/GWh in 2020 and decreased to 9.7tCO₂e/GWh in 2021 due to a change in the methodology used to determine the EEIF. The methodology for determining the EEIF is set in Schedule D of the Greenhouse Gas Emission Reporting Regulation (GGERR). An amendment to the methodology came into force in 2022 to ensure the published EEIF values more accurately reflect the carbon intensity of the electricity consumed in B.C. The updated methodology considers B.C.'s surplus clean energy position and ability to be a provider of energy storage services, while also better aligning B.C. with other trading jurisdictions, including California and Washington state. For more information on the change, please see the [FAQ on the intensity factor change](#).

Table 2: Content of Paper Consumed by Provincial Government

	2020	2021
100% Recycled Content	2.7%	2.3%
Virgin Paper	91.6%	92.5%

Figure 3: Change in Provincial Government GHG Emissions by Source (tCO₂e) 2010 to 2021

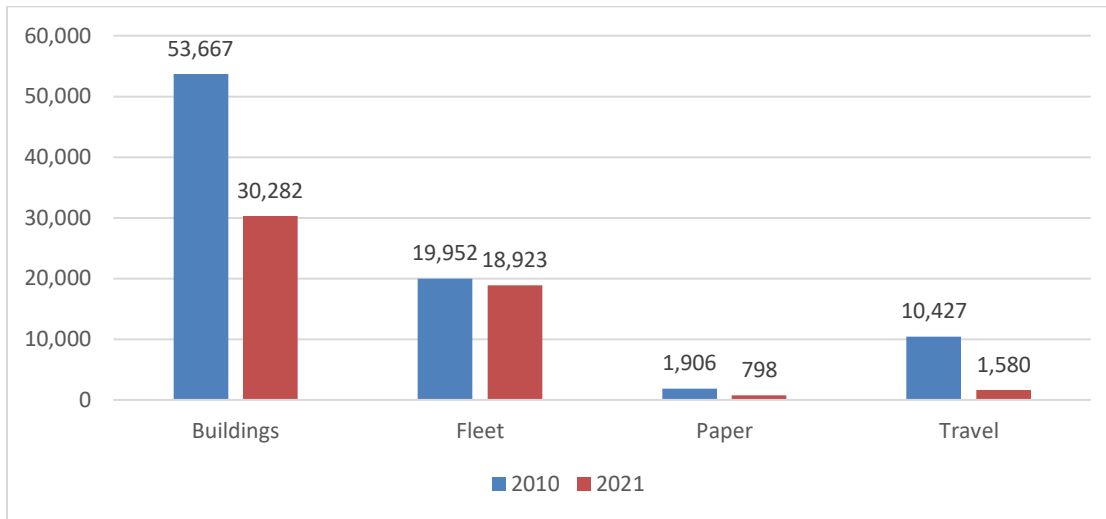


Table 3: Change in Provincial Government Emissions by Source (tCO₂e) 2020 to 2021

Source	2020 Emissions (tCO ₂ e)	2021 Emissions (tCO ₂ e)	% Change from 2020
Buildings	36,092	30,282	-16%
Fleet	17,787	18,923	+6%
Paper	1,002	798	-20%
Travel	2,220	1,580	-29%
TOTAL Emissions	57,101	51,791	-10%

3. BUILDING EMISSIONS

CITZ manages a portfolio of over 1,500 owned, leased, and managed facilities across the province, spanning over 14 million square feet of space. These buildings cover a variety of archetypes such as

offices, courthouses, correctional facilities, warehouses, and labs, among others. Emissions from buildings comprise approximately 60% of government’s total reported emissions.

3.1 Emission Reduction Actions in 2021 - Buildings

Energy management efforts have been long-standing in CITZ and its predecessor organizations, for more than 40 years. These efforts have resulted in more than 60% reduction in energy use intensity^d since 1970. In 2019, CITZ publicly announced the CleanBC Governments Buildings Program, a 5-year plan to reduce building energy consumption and associated GHG emissions, along with improving occupant comfort and getting life cycle returns on investment.

Ongoing energy management efforts continue to effectively reduce building-related carbon emissions. These efforts are driven the CleanBC target of reducing GHG provincial building emissions 50% by 2030.

Efforts to reduce building emissions fall into 6 pathways outlined in figure 4.

Figure 4: Pathways to Reduce Emissions in Government Buildings



These actions cut across behaviour change-management, operations, programming, and infrastructure, as described in the sections below.

3.1.1 Behavioural Change-Management Actions

Despite the pandemic and resulting increase in remote working, behaviour-change campaigns to encourage B.C. public servants to reduce energy use were delivered in 2021, including the CITZ SAIL Award, which recognizes employees who take the time to show leadership in advancing sustainability in core government operations. Each of the winning individuals and teams contribute measurably to the sustainability of core government operations. In 2021, the recipients included the North Fraser Pretrial Work Program, which partnered with a local textile company and Blanket BC to provide blanket rolls to non-profit organization like homeless shelters, women's shelters, transition houses, animal shelters, and organizations that deal with overseas missions.

3.1.2 Operations and Maintenance Actions

CITZ Real Property Division’s (RPD) major facilities management service provider, CBRE, leads the Demand Energy Program. A centralized team of technical experts in automated building controls reviews building operations and implements re-commissioning measures as needed.

^d Energy use intensity is an indicator of the energy efficiency of a building’s design and operations. It is typically measured in kilowatt hours per square meter.

Re-commissioning ensures that building equipment and systems are operating optimally to meet current occupant needs. It also ensures a rigorous investigation in identifying problems and focuses on ascertaining “low cost/no cost” operational improvements to obtain comfort and energy savings. The team calibrates building systems and works with field staff to bring the building systems to their optimal performance, and as of 2021 RPD has invested in 97 projects across government buildings.

3.1.3 Programming Actions

Leading Workplace Strategies

Leading Workplace Strategies (LWS) is a cross-government initiative led by CITZ. LWS refers to government’s coordinated corporate approach to support and promote mobile and flexible work styles by integrating technology, culture, and space in innovative ways. As of 2021, Leading Workplace projects have been completed for 19 different ministries or organizations across the province totaling 56 leading workplace projects in 43 different buildings, resulting in:

- Over 86,000 m² of upgraded office space that accommodates almost 7,000 employees,
- A reduction in office space of over 60,000 m²,
- Over \$62.8M in net savings at the end of 2021, and
- Over 450 net tonnes of GHG emissions reduced each year. This is the equivalent to over a quarter of B.C. Government’s business travel emissions.

18 more leading workplace projects are currently underway throughout B.C.

3.1.4 Infrastructure Actions

Prioritization

Priority is given to building infrastructure investments that meet a range of government imperatives (e.g., health and life safety, client programming, building integrity along with the energy conservation and GHG emissions reduction). In 2021, CITZ initiated projects that included HVAC (heating, ventilation and air conditioning system) upgrades, lighting projects, re-commissioning studies, Direct Digital Control (DDC) upgrades, envelope upgrades and electric vehicle charging stations. These projects are expected to contribute to achieving the CleanBC 2030 emission reduction target.

Technology in Government Operations

From 2020 to 2021, although the combined number of laptops and desktops CITZ maintained increased by over 700, energy consumption decreased by approximately 60,000 kWh per year, as laptops continued replacing desktops across the organization. On average, laptops consume approximately one third the energy that a desktop does.

3.2 2021 Highlights from Ministries – Buildings

In 2021, ministries reduced their building emissions through several behavioral and strategic planning initiatives:

- The Real Property Division (RPD) in CITZ works collaboratively to develop and promote best practices and provide insight on environmental stewardship. Initiatives included:
 - Integrating carbon reduction requirements into the annual capital planning process,
 - Applying a rigorous Triple Bottom Line Cost Benefit Analysis to property disposals and acquisitions, including carbon reduction, resource extraction and water consumption.

- The Ministry of Energy, Mines, and Low Carbon Innovation consolidated their divisions into one building through Leading WorkPlace Strategies, resulting in lower intra-ministry transportation emissions.
- Ministries with offices in Victoria encouraged employee participation in the “Go by Bike” event.
- The Ministries of Jobs, Economic Recovery and Innovation, Municipal Affairs, and Tourism, Arts, Culture and Sport have installed 56 new bicycle parking spots to support greener forms of staff commuting.
- The Ministry of Health has been working with CITZ to replace HVAC and lighting systems, as well as repair windows and their seals to lower energy use and resulting emissions.

3.3 Success Story – Buildings

Williams Lake Net Zero Building - **The Ministry of Children and Family Development’s** (MCFD) newest building in Williams Lake is the first retrofit in the government’s building stock designed with a goal of being net-zero energy and serves as a model for the future of the organization.

When the need for a new space to accommodate 54 full-time employees and expanded service delivery was identified, RPD purchased and renovated a 16,000 square feet (1,500 m²) single story retail box built in 1998.



The resulting pilot targeted reducing energy use by 80% compared to building code requirements and generating 100% of the remaining energy needs on site through renewable means. It features additional windows for natural light to reduce lighting requirements, a new building envelope designed for the extremes of the Williams Lake climate, rooftop solar panels, and a geo-exchange system with a heat pump.

By showing that a government building can generate as much energy as it consumes in a year, this project moves the needle on what government and the public consider “achievable” action against climate change.

3.4 Future Emission Reduction Plans - Buildings

Long-term energy consumption and GHG emissions reduction targets are driven by a vision to achieve net zero energy consumption at provincial buildings by 2050, the CleanBC Plan’s target to achieve 50% emission reduction by 2030 in public sector buildings, and the CleanBC: Roadmap to 2030’s target of zero-carbon new public sector buildings by 2027. The CleanBC Governments Buildings Program focuses on investing in energy efficient and smart core government buildings. CITZ also applies a multi-criteria analysis tool to rank aspects of environmental effects of each building, providing the opportunity to upgrade critical building systems to reduce emissions.

Additional actions planned at individual ministries are:

- The University Endowment Lands with the Ministry of Municipal Affairs will build a solar-powered car port for charging electric vehicles, reducing building energy consumption.

- The Ministry of Transportation and Infrastructure’s Green Team will participate in BC Hydro’s Energy Wise Network in 2022, which provides tools to help the Green Team engage staff in energy saving activities at work
- Ministries will continue to encourage mobile work options, virtual collaboration, and zero waste initiatives.

4. FLEET EMISSIONS

Analysis shows that between 2010 and 2021, government fleet emissions decreased by 5%. However, this decrease is largely attributed to pandemic-related virtual government service delivery. Prior to the pandemic, fleet emissions had increased by 5% from 2010 levels. In 2021, as COVID measures eased and more government services resumed to business as usual, vehicles use increased, leading to a 6% increase in emissions relative to 2020.

Certain zero emission vehicles (ZEV^e), including heavy duty vehicles, are now more readily available on the market, and efforts to secure these vehicles and move fleet emissions to a downward trend continue.

4.1 Emissions Reduction Actions in 2021 - Fleet

In 2018, the Provincial government signed onto the Express Lane Tier of the West Coast Electric Fleets Pledge, committing that, starting in 2020, at least 10% of light-duty vehicle purchases would be ZEVs where a ZEV was available to meet operational needs. In 2021, the province exceeded this target with 37%, up from the 27% of eligible vehicle orders in 2020 being ZEVs.

In 2021, CITZ and CAS mobilized a CleanBC Government Fleet Core Program Team to operationalize the CleanBC commitments around fleet emission reductions, resulting in the CleanBC Government Fleet Program. Its mandate is to transform B.C.’s government fleet to ZEVs, including building out and ensuring access to charging stations.

Light-duty cars and trucks represent about 70% of the total Provincial government fleet. Heavy-duty vehicles make up the remaining fleet vehicles. However, heavy duty vehicles represent over half of 2021 fleet emissions. Manufacturers have announced a range of ZEV options for larger vehicle types, some of which are market ready, and others that are expected in Canada soon.

The CITZ Electric Vehicle Charging Equipment (EVCE) Program supports the transition to ZEVs at government facilities by increasing availability of charging stations for government fleet vehicles, employees, and visitors. In 2021, CITZ worked with ministry clients to identify and implement 92 EVCE spaces at 48 sites with 74 more stalls planned for 2022.

4.2 2021 Highlights from Ministries – Fleet

- The Ministry of Forests installed an additional eight charging stalls for EVs and is anticipating the arrival of three all-electric Ford Lightnings this fall to assess their practicality to replace gasoline trucks in coming years.
- The Ministry of Environment and Climate Change Strategy purchased two EVs, bringing the total to fourteen in the ministry’s fleet.

^e Vehicle types recognized as ZEVs in B.C. are listed in the [Zero Emission Vehicles Regulation](#).

- The University Endowment Lands at the Ministry of Municipal Affairs eliminated the need for a motorized vehicle for landscaping by equipping an electric bicycle with a special utility trailer and adopted bylaw regulations that require new developments to provide additional bike parking and electric vehicle parking and charging stations.
- The Ministry of Health and Ministry of Mental Health and Addictions installed charging stations in two of its locations.

4.3 Future Emission Reduction Plans – Fleet

Government ministries will continue to collaborate on ZEV purchases and meeting the 10% ZEV purchase pledge, working toward the CleanBC Roadmap to 2030 goal of 100% of light duty vehicle purchases across the public sector being zero emission by 2027 and 40% emissions reductions by 2030.

CITZ and CAS will continue to collaborate with the broader public sector, local governments, and businesses, as well as other provinces across Canada through an active role in various fleet acquisition and management working groups. This includes the Buyers for Climate Action Working Group, the B.C. Centre for Innovation and Clean Energy, the Pacific Coast Collaborative (West Coast Electric Fleets) and the New West Partnership Vehicle Working Group. These relationships will ensure that government remains current on emerging technologies, opportunities, and risks in this evolving clean energy sector.

CITZ will also continue work under the EVCE Program, prioritizing installations according to current demand and opportunities. Growth is informed by the availability of ZEVs to service government operations and by gaps in the overall provincial EVCE infrastructure that may compromise the future uptake in ZEVs by the fleets and by people who work and visit our government facilities.

Several ministries also plan to green their fleets:

- BC Mail Plus with the Ministry of Citizens' Services is replacing its existing fleet of vans with ZEV vans as funding and charging infrastructure installation schedules allow. Three will be replaced next fiscal with plans to replace the rest of the fleet in the following years.
- The Ministry of Transportation and Infrastructure will be adding 23 hybrid model half-ton trucks in 2022 to replace the regular models currently in use, and two Ford Lightning all-electric trucks.
- University Endowment Lands with the Ministry of Municipal Affairs will build a solar powered car port and conduct a feasibility study for additional solar panels for charging fleet e-vehicles.
- The Ministry of Agriculture and Food's Food Safety and Inspection Branch and Business Risk Management Branch each purchased one EV to replace gasoline fleet vehicles. The two vehicles are the ministry's first EVs and will be incorporated into fleet in 2022.

5. PROCUREMENT EMISSIONS: OFFICE PAPER

Emissions from office paper consumption has decreased by 58% since 2010 and 20% since 2020. The drop from last year occurred in part because there were still existing supplies of paper products to be used from 2020 inventory.

2020 data shows that 100% recycled paper represented only 1% of total consumption by ministries. Government is looking into new ways of encouraging more recycled paper use across its operations.

5.1 Emissions Reduction Actions in 2021 – Office Paper

All ministries employ Managed Print Services (MPS) to reduce its consumption of office paper and associated emissions. MPS enables double-sided printing as the default on all printing devices and expands the use of electronic and digital means of government forms submissions, communications and records storage.

Individual ministries reduce paper consumption through a variety of additional actions:

- The Ministry of Education implemented new tools to eliminate paper use for enrollment, reporting, and communication, including the Annual Instruction Plan, which enables schools to create and share instructional plans online through MyEducation BC.
- The Ministry of Social Development and Poverty Reduction continued to transition to paperless client and internal processes and procedures, including electronic signatures for client agreements, and electronic client monthly report submissions.
- The Public Service Agency’s recycled 13,772 pounds of paper through staff participation in an internal recycling program with Stericycle, resulting in saving 126 trees, 13.75 gallons of oil, 20.63 cubic yards of landfill and 66,125 gallons of water.

5.2 Success Stories – Office Paper

The Ministry of Social Development and Poverty Reduction achieved a milestone in promoting Electronic Funds Transfer for clients, which reduced the need to print cheques. Eighty-three per cent, or 143,208 of ministry clients have now signed up for Electronic Funds Transfers.

The Public Service Agency encourages a paperless environment. When printouts are required, the ministry employees diligently recycle the paper and, in 2021, recycled almost 14,000 pounds of paper.

6. BUSINESS TRAVEL EMISSIONS

Government employees significantly limited business travel due to COVID-19 travel restrictions and an increase in virtual meetings. As a result, emissions from business travel dropped 85% in 2020 from 2010 levels and 29% in 2021 from 2020 levels.

6.1 Emissions Reduction Actions in 2021 and Future Plans – Business Travel

The COVID-19 pandemic was a catalyst for increasing the use and acceptance of virtual meeting platforms in place of face-to-face meetings, and many ministries report carrying those lessons into 2021:

- The Ministry of Education inspected all B.C. offshore schools virtually, eliminating all international air and surface travel. All B.C. offshore school sector meetings, typically held in Vancouver, were shifted online.
- Ministries continued to upgrade boardrooms with video-conferencing technologies to enable hybrid meetings and create alternatives to travel. Table 4 shows the growth, from 2020 to 2021, of 205% for virtual video meetings.
- Ministries created and extended telework agreements with staff to enable work-from-home arrangements that reduce the need for travel.

Table 4: Growth of Virtual Meetings across B.C. Core Government from 2020-2021

TEAMS Total Time	2020	2021	% Change
Total Audio Minutes	66,311,895	186,535,429	181%
Total Video Minutes	52,425,867	159,860,025	205%
Total Screen Share Minutes	6,552,950	19,797,669	202%

7. RETIREMENT OF OFFSETS

In accordance with the requirements of the CCAA and *Carbon Neutral Government Regulation*, the Provincial government will arrange the retirement of the offsets obligation as reported in Table 4 below for the 2021 calendar year, together with any adjustments reported for the past calendar year.

Table 4. Provincial Government 2021 GHG Emissions and Offsets

Provincial Government 2021 GHG Emissions and Offsets	
GHG Emissions created in Calendar Year 2021	
Total Emissions (tCO ₂ e)	51,584
Total BioCO ₂	793
Total Offsets (tCO ₂ e)	50,791
Adjustments to Offset Required GHG Emissions Reported in Prior Years	
Total Offsets Adjustment (tCO ₂ e)	724
Grand Total Offsets for the 2021 Reporting Year	
Grand Total Offsets (tCO ₂ e) to be Retired for 2021 Reporting Year	51,515

8. SUMMARY

This report fulfills the Provincial government’s reporting requirements under section 7 of the CCAA for the 2021 calendar year.

In 2021, the public sector reached the milestone of 40% reduction in emissions relative to 2010 baseline, and a 10% reduction since 2020. The greatest relative reductions in emissions have been achieved in business travel emissions (85% since 2010), followed by office paper (58%), buildings (44%), and fleets (5%). In the context of CleanBC’s public sector emissions reduction targets for 2030 of 50% for buildings, and 40% for fleets, relative to 2010, this year’s Climate Progress Report demonstrates both significant progress toward building emissions reductions, as well as the continued need make further reductions across the board, notably in fleet-related emissions.

The actions and plans outlined in this report to continue reducing public sector emissions related to buildings, fleets, paper, and business travel reflect both the lessons that have been learned from the COVID-19's pandemic, as well as the Provincial government's ongoing commitments to mitigate climate change.