

School District No. 43 (Coquitlam) 2019 Carbon Neutral Action Report



Newly Constructed Minnehada Middle School in Port Coquitlam




Table of Contents

Executive Summary.....	2
Declaration Statement	3
SD43 Emissions and Offset Summary Table 2019:.....	3
Retirement of offsets	3
Executive sign-off:.....	4
Greenhouse Gas Emissions source breakdown	5
Offsets Applied to Become Carbon Neutral in 2019	6
Changes to GHG Emissions & Offsets from Baseline Year	6
Annual Emissions and Offsets Year Over Year	6
Actions Taken to Reduce Greenhouse Gas Emissions in 2019	7
Heating Plant Upgrades.....	7
2019 Heating Plant Retrofit Projects:	7
Lighting Upgrades.....	8
2019 LED Lighting Retrofit Projects.....	8
New Construction.....	9
Behavioural Programs	9
DISTRICT WIDE 4-BIN RECYCLING	9
Holiday Shutdown Campaign	10
Print-Wise.....	10
Plans to Continue Reducing Greenhouse Gas Emissions in 2020.....	11
New Constuction 2020.....	11
Mechanical Upgrades 2020.....	11
Lighting Upgrades 2020.....	12
Conclusion.....	13
Appendix A: GHG Emissions Source Detail Report for 2019	14

EXECUTIVE SUMMARY

This Carbon Neutral Action Report for the period January 1st, 2019 to December 31st, 2019; summarizes our emissions profile, the total offsets to reach net-zero emissions, the actions we have taken in 2019 to reduce our greenhouse gas emissions and our plans to continue reducing emissions in 2020 and beyond.

Over the last few years, there has been increased interest and excitement by our Board of Education to consider climate change and sustainability as a District priority. The education of staff, students, and parents on the impact of our behaviors around energy consumption and conservation have become integrated into our daily actions. School District No. 43 (Coquitlam) continues to fully support BC Climate Action Legislation and the targets established by the Greenhouse Gas Reduction Targets Act of 2007. We have established a culture of awareness and action and have worked diligently to reduce our carbon footprint through multiple means. The increasing financial and environmental costs of utility consumption, waste management, fuel and paper consumption remain a concern for our District leaders. Energy conserving strategies implemented should not compromise indoor thermal comfort, lighting levels or air quality; it is the responsible management of these resources that makes the difference.

School District No. 43 (Coquitlam) began taking comprehensive action against climate change by promoting environmentally sustainable designs for all schools. Our ongoing goal of reducing our overall energy consumption annually by 3%, provides significant cost savings to the District and finances further energy conservation projects. Since 2010, total GHG emissions in SD43 have dropped by 40%.

Through the work of staff, students and our larger community, School District No. 43 (Coquitlam) will continue to implement further changes addressing climate action targets and pursue carbon neutrality through the mantra, EDUCATION, ACTIVATION AND INNOVATION.

Our sustainability mandate continues to be based on District guidelines that contribute to our overall goals of energy management and environmental sustainability. Some of the key objectives in our District guidelines are:

- Educate students and staff on energy consumption, carbon footprint, and the moral imperative.
- Engage students and staff in climate action programs to promote sustainable behavior.
- Support projects to reduce energy consumption and our carbon footprint.
- Participate in the design of new buildings to ensure the implementation of up-to-date sustainable design practices.
- Maintain a well-represented SD43 Executive Green Committee that works closely with executive management.

DECLARATION STATEMENT

This Carbon Neutral Action Report for the period January 1st, 2019 to December 31st, 2019 summarizes our emissions profile, the total offsets to reach net-zero emissions, the actions we have taken in 2019 to reduce our greenhouse gas emissions, and our plans to continue reducing emissions in 2020 and beyond.

SD43 EMISSIONS AND OFFSET SUMMARY TABLE 2019:

As per the CNR 2019 reporting guidelines, the emissions stated in this report are based on 2018 numbers. Therefore, for reporting purposes only our 2019, total emissions were 7,083 tCO₂e. Of those emissions, 10 tCO₂e were from low-carbon biogenic mobile equipment fuels which do not require an offset payment. This means that for the 2019 calendar year, 7,073 tCO₂e of offsets are required. However, future adjustments maybe required when the actual 2019 numbers are calculated.

RETIREMENT OF OFFSETS

In accordance with the requirements of the Greenhouse Gas Reduction Targets Act and Carbon Neutral Government Regulation, School District No. 43 (Coquitlam) (the Organization) is responsible for arranging for the retirement of the offsets obligation reported above for the 2019 calendar year, together with any adjustments reported for past calendar years. The Organization hereby agrees that, in exchange for the Ministry of Environment and Climate Change Strategy ensuring that these offsets are retired on the Organization's behalf, the Organization will pay within 30 days, the associated invoice to be issued by the Ministry in an amount equal to \$25 per tonne of offsets retired on its behalf plus GST.

<i>Coquitlam School District (#43) GHG Emissions and Offset for 2018 (tCO₂e)</i>	
GHG Emissions created in Calendar Year 2018	
Total Emissions (tCO ₂ e)	7,083
Total BioCO ₂	10
Total Offsets (tCO ₂ e)	7,073
Adjustments to GHG Emissions Reported in Prior Years	
Total Emissions (tCO ₂ e)	5
Total Offsets (tCO ₂ e)	5
Grand Total Offsets for the 2019 Reporting Year (based on 2018 numbers)	
Grand Total Offsets Required (tCO ₂ e)	7,078
Total Offset Investment (Grand Total Offsets Required X \$25/tCO ₂ e)	\$176,950

EXECUTIVE SIGN-OFF:



June 17, 2020

Signature

Date

Chris Nicolls

Secretary-Treasurer/CFO

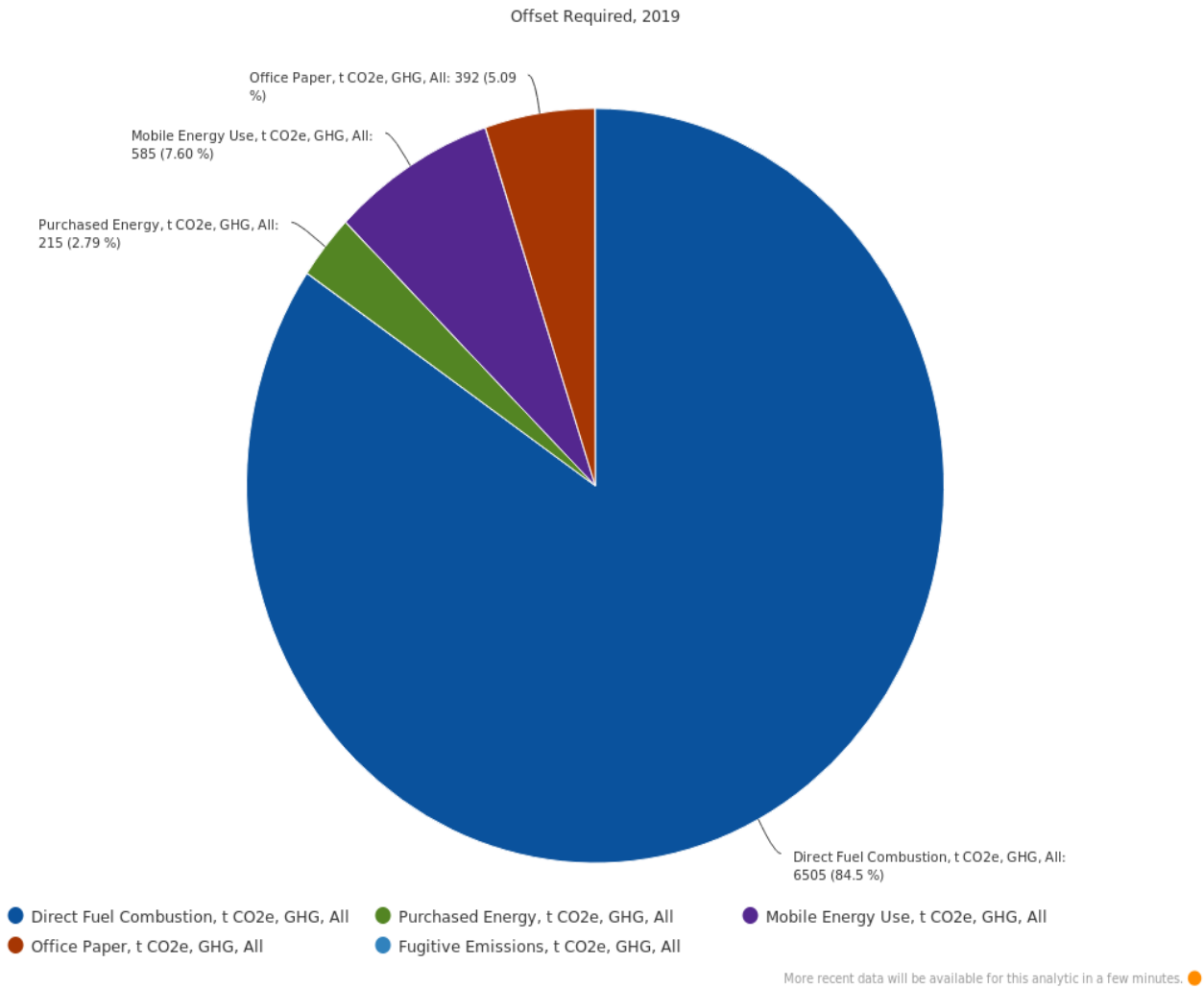
Name (please print)

Title

**Signature by senior official such as CEO, COO, Secretary Treasurer or Superintendent*

GREENHOUSE GAS EMISSIONS SOURCE BREAKDOWN

The chart below shows the breakdown for the Greenhouse Gas Emissions by source in 2019 at SD43.



OFFSETS APPLIED TO BECOME CARBON NEUTRAL IN 2019

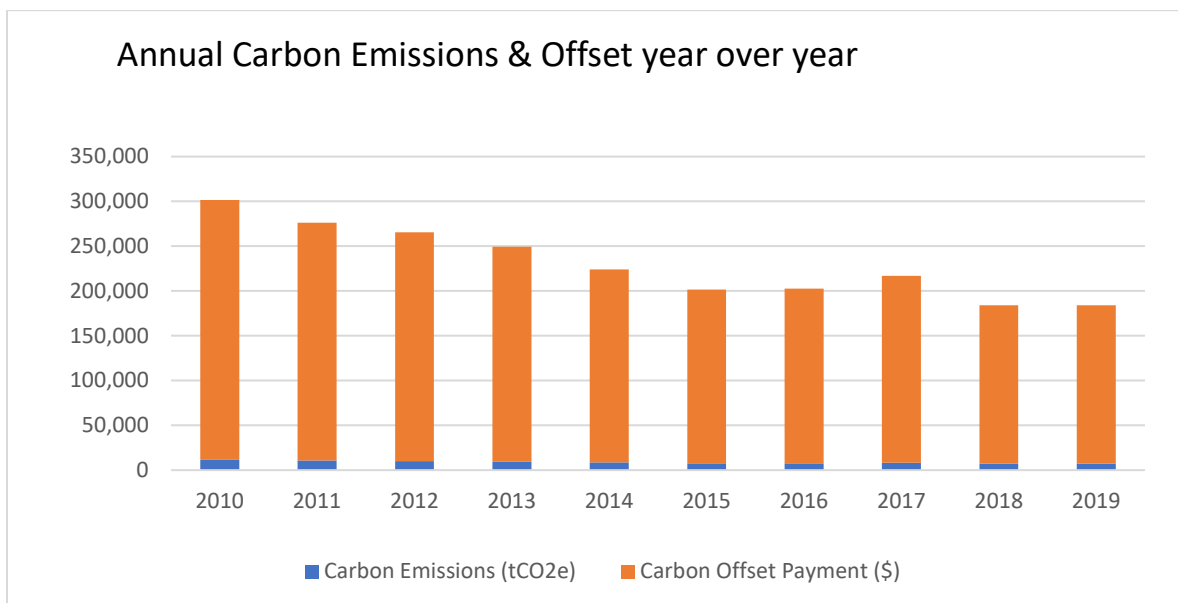
Total offsets required for 2019 including adjustments are 7,078 tCO₂e. At the government offset price of \$25/tCO₂e, the total offset investment is \$176,950 which allows the District to achieve carbon neutrality for 2019.

CHANGES TO GHG EMISSIONS & OFFSETS FROM BASELINE YEAR

In 2010, the total offsets required were 11,601 tCO₂e. Total offset investment was \$290,025.00. As a result, in 2019, SD43 saw a reduction in emissions by 4,571 tCO₂e and \$113,075 in offset payment representing a drop of 40% over baseline.

ANNUAL EMISSIONS AND OFFSETS YEAR OVER YEAR

Year	Carbon Emissions (tCO ₂ e)	Carbon Offset Payment (\$)
2010	11,649	\$290,025
2011	10,636	\$265,575
2012	10,216	\$255,400
2013	9,392	\$239,950
2014	8,623	\$215,575
2015	7,417	\$194,195
2016	7,436	\$195,195
2017	8,343	\$208,400
2018	7,078	\$176,950
2019	7,078	\$176,950



ACTIONS TAKEN TO REDUCE GREENHOUSE GAS EMISSIONS IN 2019

School District No. 43 (Coquitlam) has been a Power Smart Partner with BC Hydro for many years and has utilized the Energy Manager Program with BC Hydro to employ an Energy Manager. The District has also utilized the Energy Specialist Program with FortisBC to employ an Energy Specialist which has added significant scope to our Energy Management portfolio. Our Maintenance Department continues to use infrastructure funding for lighting retrofits, HVAC upgrades, and improvements to DDC (Direct Digital Controls) which directly improve energy efficiency and reduce energy costs.

Our Energy Team continues to work in partnership with our DDC (Direct Digital Control) Technologist and HVAC Supervisor to align daily operation scheduling to reduce energy consumption in buildings across the district, while pursuing continuous optimization.

HEATING PLANT UPGRADES

In 2019, like almost all other years, approximately 90% of greenhouse gas emissions were from the combustion of natural gas for heating. This is one of our key drivers to prioritize retrofit heating projects by replacing inefficient plants with high efficiency, condensing boilers with variable frequency drive and DDC controls. These projects have multiple benefits, including better efficiency, a high turn-down rate, and a far greater ability to meet building load. All these measures reduce natural gas consumption and in turn reduce GHG emissions.

2019 HEATING PLANT RETROFIT PROJECTS:

- **Seaview Elementary:**
 - Replaced existing boilers and water heaters with high-efficient boilers and water heaters
Energy savings: 400 GJ

- **Mountain View Elementary:**
 - Replaced existing boilers and water heaters with high-efficient boilers and water heaters
Energy savings: 425 GJ

- **Summit Middle School**
 - Replace aging RTU with efficient units, plus replacing individual room unit ventilators for more efficient heat displacement.

- **Dr Charles Best**
 - Retrofit classrooms with new unit ventilators to bring the heat to the rooms more efficiently.



LIGHTING UPGRADES

In 2015, SD43 proudly initiated the first full-school LED lighting upgrade in BC saving over 230,000 kWh annually. In 2019, the District continued to implement full-school LED upgrades across numerous sites, and this program will continue for years to come.

2019 LED LIGHTING RETROFIT PROJECTS

In 2019, SD43 undertook the following LED lighting and lighting controls projects:



- **Pinetree Senior Secondary:**
 - LED upgrade. Project cost: \$430,000. Energy savings: 308,000 kWh/yr.
- **Millside Centre:**
 - LED upgrade. Project cost: \$32,500. Energy Savings: 84.686 kWh / yr.
- **Vanier Centre:**
 - LED upgrade. Project cost: \$63,050. Energy Savings: 81,043 kWh/ yr.
- **James Park Annex:**
 - LED upgrade. Project cost: \$18,240. Energy Savings: 19,393 kWh/ yr.

Exterior LED Replacement Projects:

- **Cedar Drive Elementary** - Project cost: \$5,332 Energy Savings: 9,005 kWh
- **Charles Best Secondary** - Project cost: \$6,357 Energy Savings: 16,832 kWh
- **Vanier Centre** - Project cost: \$1,100 Energy Savings: 5,780 kWh
- **Seaview Elementary** - Project cost: \$2,800 Energy savings: 4,989 kWh/ yr.

NEW CONSTRUCTION

In SD43, all new capital construction projects continue to employ innovative and sustainable design practices by complying with LEED Gold building standard.

During 2019 there were no new buildings completed, however we have been hard at work designing and building several new schools to suit our ever-changing district. In 2020, we will have completed the replacement of one of our largest and notably one of the worst energy performing schools in our district, Minnehada Middle. Like all our new schools Minnehada is being built to LEED Gold standards and will be a showcase of design and efficiency.

BEHAVIOURAL PROGRAMS

We implemented various energy conservation and behavioral campaigns in 2019 with great success. A major contributor to the success of our campaigns was the enthusiastic participation by students, teachers and our executive team.

DISTRICT WIDE 4-BIN RECYCLING

We have and will continue in 2020 to implement a standardized **4-bin Recycling System** throughout the District. Roll out occurred through the Spring Break period of 2019. This was a huge change management project for the District, working with school staffs, custodians, and students to ensure proper implementation. Each of the secondary schools had their Green Teams design video's, posters and other learning materials that were shared throughout the District. The newly designed waste diversion program is already showing huge success in diverting waste from the landfills with easily understood options as to where to put recycling, compost and reusables. We will continue to monitor and ensure this change is well adopted into the culture of our schools through further learning campaigns and engagement.



HOLIDAY SHUTDOWN CAMPAIGN

With the assistance of BC Hydro Energy Wise Network, SD43 launched a Small Appliance Shutdown campaign raising awareness and instilling behavioral actions. Impactful posters and shutdown checklists were distributed throughout the school district. Participating schools were asked to complete the checklists for their school as well as submit behavioral action photos.



PRINT-WISE

The District continues to move forward on its overall print strategy, “Print-wise”, replacing and/or removing all outdated printers and fax machines and monitoring user copy/print volumes. This new approach showed a decrease in paper and copy amounts and costs. All schools continue to phase out redundant printers to further reduce consumption.

The District encourages teachers, staff and schools to go to paperless newsletters and notices, as well as creating virtual classrooms and online homework and discussion boards in attempts to reduce paper consumption. District level meetings encourage posting handouts online and increased use of tablet technology to review resources and electronically recorded notes.

PLANS TO CONTINUE REDUCING GREENHOUSE GAS EMISSIONS IN 2020

School District 43 will continue to reduce Greenhouse Gas Emissions by educating our students, staff and parents, facilitating actions and promoting innovations leading to sustainable behavioral change throughout our community.

As part of our overall strategy to reduce our GHG emissions, School District No. 43 (Coquitlam) has made energy management and environmental sustainability a priority. With the continued support from the Ministry as well as BC Hydro and FortisBC, the District will continue to make every effort to meet or exceed the annual energy reduction target of 3%.

Facilities and Maintenance will continue with HVAC and lighting upgrades to contribute to more energy efficient buildings and better learning and working environments for students and staff. Also, as part of the design process for new schools, the District will continue to consult with energy modelers to ensure that all new buildings perform at optimal levels of energy efficiency. There are a number of projects slated for 2020, and those are listed below.

NEW CONSTRUCTION 2020

- **Minnekhada Middle:**
 - New Construction, school replacement.
 - Minnekhada has been one of our least efficient schools for many years. The new replacement school will be open by April 2020 with high-efficient boilers and water heaters.
- Irvine Elementary
 - New Construction, seismic replacement.
- Sheffield Elementary
 - New Construction.
- Educational Learning Centre
 - New Construction, replacement of existing School Board Office.

MECHANICAL UPGRADES 2020

School District 43 will continue to reduce Greenhouse Gas Emissions by improving aging mechanical systems as funding comes available.

The following mechanical projects have been initiated for 2020:

- **Winslow Center**
 - Replace existing boilers with high-efficient boilers: Expected savings of 650 GJ/yr.
- **Leigh Elementary**
 - Upgrade DDC, replace uni-ventilator. Expected savings 210 GJ/yr.

- **Central Elementary**
 - Replace existing boilers with high-efficient boilers, new AHU's, upgrade DDC, new uni-ventilator. Expected savings of 410 GJ/yr.

The following mechanical projects have been identified and are awaiting final approval and funding for 2020 or 2021:

- **Millside Centre**
 - Replace existing boilers and water heaters with high-efficient boilers and on demand water heaters; upgrade DDC; replace uni- ventilator. Expected savings of 525 GJ/yr.
- **Eagle Ridge Elementary**
 - Replace existing boilers and water heaters with high-efficient boilers and on demand water heaters; upgrade DDC; new AHU; replace uni- ventilator. Expected savings of 320 GJ/yr.
- **Aspenwood Elementary**
 - Replace existing boilers and water heaters with high-efficient boilers and on demand water heaters; upgrade DDC: Expected savings of 500 GJ/yr.
- **Maryhill Elementary**
 - Upgrade DDC; new AHU; replace uni- ventilator. Expected savings of 200 GJ/yr.

LIGHTING UPGRADES 2020

School District 43 will continue to change older lighting to LED in order to reduce Greenhouse Gas Emissions, operating costs and improve the learning space of the schools.

The following LED retrofit projects have been initiated for 2020:

- **Blakeburn Elementary:**
 - LED upgrade. Energy savings: 94,732 kWh / yr.
- **Leigh Elementary:**
 - LED upgrade. Savings: 88,348 kWh / yr.
- **Rochester Elementary:**
 - LED upgrade. Energy Savings 60,672 kWh/ yr.
- **Pinetree Way Elementary:**
 - LED upgrade. Energy Savings 77,890 kWh/ yr.
- **Bramblewood Elementary:**
 - LED upgrade. Energy savings 109,174 kWh/ yr.


CONCLUSION

The District continues to strive towards a combination of both technical and behavioral projects to reduce energy consumption across our portfolio. With a 40% reduction in total energy consumption since 2010, we have exceeded both our internal goals and those set out by the provincial government. We are proud to be leaders in the climate action field.


We are confident that with sustained executive support and the enthusiasm of students and educators, the District will continue to surpass its GHG reduction goals. Our enduring optimism is driven by the belief that educating through example will be the best path to a greener tomorrow.

Signature: 

Name: Patricia Gartland, Superintendent

Signature: 

Name: Chris Nicolls, Secretary Treasurer



APPENDIX A: GHG EMISSIONS SOURCE DETAIL REPORT FOR 2019

Approximated 2019 GHG Emissions by source

	GJ	kg	2019 unit	l	t Bio CO2e, GHG, All	t CO2e, GHG, All
Direct Fuel Combustion						
Offset Exempt						
Offset Required	131,531		3,385,614,127		0	6,560
Total	131,531		3,385,614,127		0	6,560
Purchased Energy						
Offset Exempt						
Offset Required	71,518					215
Total	71,518					215
Mobile Energy Use						
Offset Exempt						
Offset Required			121,938		10.6	307
Total			121,938		10.6	307
Office Paper						
Offset Exempt						
Offset Required		67,648				392
Total		67,648				392
Fugitive Emissions						
Offset Exempt						
Offset Required						
Total						
Total	203,049	67,648	3,385,736,065		10.6	7,474

Calculated: 04.06.2020 11:46, Cache: 04.06.2020 02:02

Confirmation number: 00B9CC10

Submitted date: 2020-05-14 13:33:37 Pacific Daylight Time

Carbon Neutral Action Report Survey - 2019

Public sector organizations (PSOs) are required to complete this survey, in addition to a Carbon Neutral Action Report (CNAR) as mandated by BC's [Climate Change Accountability Act](#) and the [Carbon Neutral Government Regulation](#).

Due to the COVID-19 pandemic, the following [Directive](#) was issued on March 31, 2020. Certain deadlines were also extended for the 2019 reporting year (see below).

March 31, 2020 Directive:

Under my authority as the Director for the purposes of the Act, and under the authority delegated to me in Section 6 of the Carbon Neutral Government Regulation, I hereby direct that all ministries and Public Sector Organizations covered by the Carbon Neutral Government requirement shall use their 2018 GHG emissions as a temporary estimate for their actual 2019 GHG emissions, for the purposes of the 2019 Carbon Neutral Action Reports and 2019 Carbon Neutral Government reporting required under the Climate Change Accountability Act.

Neil Dobson, Executive Director, Clean BC Implementation
Climate Action Secretariat

Although 2018 emissions data will be used as a placeholder for 2019, **all other (qualitative) components of the CNAR and CNAR Survey are to be completed with information from 2019 (e.g., actions taken or planned to reduce emissions)**. The only change to the survey is that the deadline was extended by one month to June 30, 2020.

This survey is divided into two parts:

Part 1 - Will be made public on the Climate Action Secretariat (CAS) [website](#) after June 30, 2020; however, it will not be appended directly to each individual PSO CNAR as was done in previous years. This section collects details about actions taken or planned to reduce emissions and is intended to supplement the legislative requirements in your CNAR.

Part 2 - Will NOT be made public. Information you provide in this section is important and will be used internally to help CAS staff with planning for emissions reduction and climate change adaptation initiatives. Although not required, PSOs are highly encouraged to complete Part 2.

Note: Survey progress can be saved at any time by clicking the "Save and continue later" button at the bottom of each page. A new window will open and you will be asked to provide your name and email. An email will be sent to you from Carbon.Neutral@gov.bc.ca with the subject line: "Questionnaire Link", which will include a hyperlink for the "Project: Carbon Neutral Action Report Survey – Broader Public Sector 2019". You can then continue responding at another time or email the hyperlink to a colleague to complete remaining section(s).

May 29, 2020	<ul style="list-style-type: none">The final, signed version of the CNAR (or Small Emitters Form) must be submitted by email to: Carbon.Neutral@gov.bc.ca
June 30, 2020*	<ul style="list-style-type: none">Ministry of Environment and Climate Change Strategy must post a final CNAR for each organization on the BC Government's CNG website and each PSO is encouraged to post the report on their website.The CNAR Survey (optional for Small Emitters) must be completed and submitted online. *Deadline extended from May 29, 2020.<u>All offset invoice payments must be submitted to CAS.</u>
Sept 30, 2020*	<ul style="list-style-type: none">Clean Government Reporting Tool (CGRT) Data Entry must be completed for the 2019 reporting year.

	*Deadline extended from April 30, 2020.
Oct 15, 2020*	<ul style="list-style-type: none"> • Self-Certification checklist must be completed, signed and submitted by email to: Carbon.Neutral@gov.bc.ca. *Deadline extended from May 15, 2020.

*See the [Carbon Neutral Government – Program Requirements website](#) for more information on program requirements, timelines and templates.

PART 1 - Included as part of your public CNAR report.

Reminder that Part 1 will be made public on the CAS [website](#).

Contact Name:	<i>Adrian Pettyfer</i>
Contact Email:	<i>apettyfer@sd43.bc.ca</i>
Organization Name:	<i>School District #43 (Coquitlam)</i>
Role – Please select the best category for your current role with your organization. If more than one individual completed the survey, multiple categories may be selected:	<i>Energy Manager</i>
Please select your sector:	<i>School District (SD)</i>

Stationary Sources (e.g. Buildings, Power Generators): Fuel Combustion, Electricity use, Fugitive Emissions.

Actions taken by your organization in 2019 to support emissions reductions from buildings

Do you have a strategy to reduce emissions from stationary sources?	<i>Yes</i>
----------------------------------------------------------------------------	------------

Whether you have a strategy or not, briefly describe your organization's plans to continue reducing emissions from stationary sources:

Over the medium-term term (1-5 years)	<i>There are a number of ways that SD43 plans to reduce emissions: We plan on continuing to meet or exceed the BC Hydro program of reducing 300,000 Kwh by the way of changing our lights over to LED. We plan on improving the efficiency with our mechanical systems in a select number of sites. We have also initiated the roll out of EV charging stations to promote our staff to use EV's. EV chargers have installed charging systems in 3 of our schools and in our Maintenance Facility in preparation for purchasing EV into our maintenance fleet.</i>
Over the long term (6-10 years)	<i>Continue LED retrofits to reduce kWh at our schools. Continue to up grade Boilers and other mechanical systems including better controls. Continue to work on strategies to reduce paper use. Continue to engage our staff and students to better ingrain into our culture better energy and sustainability practices.</i>

Please describe your strategy's goals (if any) related to energy audits.

We have an excellent energy monitoring tool in PUMA, which identifies site that need attention to find opportunities to reduce consumption. with this information we prioritize those sites that warrant energy studies either focused on gas or electrical systems.

What % on average of your building portfolio has an energy audit completed each year (if any)?

If 2019 is an average year we completed an energy audit to some degree at 21% of our sites. Energy Audits are done to different degrees. It may be a simple lighting audit or a focused complex mechanical system. We will do our lighting in house but use contractors for the mechanical studies.

Please describe your strategy's goals (if any) related to building retrofits.

Identify the worst consumers and prioritize projects based on funding availability. BC Hydro and Fortis BC program requirements are also a strong driver to put energy saving projects ahead of other competing improvement projects.

What % on average of your building portfolio is retrofitted each year in the following categories (if any) - click here for further information:

30%

Minor retrofits (e.g. low cost, easy to implement measures including caulking, lighting, adding roof insulation, etc.)

12.5%: Exterior Lighting upgrades

Major retrofits (e.g. replacing windows and doors, equipment replacement such as boilers, etc.)

.75%: Larger interior Lighting Projects, Mechanical upgrades

Deep retrofits (e.g. replacing roof, replacing the heating, ventilation and air-conditioning system with a renewable technology like a ground-source heat pump, etc.)

10%: Roof replacements

Please describe your strategy's re/retro-commissioning goals (if any)?

We have no strategy in place. However we hope to perform more recommissioning work in the next fiscal with added man power

What % on average of your building portfolio do you recommission each year?

1%

Do you keep records of Refrigerant gases¹ category and refilling volumes?

[1] Fugitive emissions from stationary cooling equipment are attributed to the leakage and loss of HFC and PFC based coolants from air conditioning and commercial type refrigeration systems. Coolant loss can occur during the manufacturing, operation, and disposal of such equipment. Gases that may be reported via CGRT include HFC R-134, HFC R-134a, HFC R-404a, HFC R-407c, HFC R-410a.

No

What, if any, mitigation approaches have been considered? Please describe.

Our in house mechanical staff keep their own records, but it is not part of their requirements.

How many newly constructed buildings received at least LEED Gold certification in 2019?

2 X Leed equivalent in 2019, but not certified

How many newly constructed buildings did not receive LEED Gold certification?

2 X Leed equivalent in 2019, but not certified

Please explain why LEED Gold certification was not obtained for those new buildings.

Cost

Other actions? Please describe briefly:

We hope to perform energy studies at more sites in the coming year to identify more low cost control opportunities and to identify recommissioning opportunities. We also hope to be provided funding to improve the mechanical systems at many of our schools at an on going basis.

Mobile Sources (Fleet Vehicles, Off-road/portable Equipment): Fuel Combustion:

Actions taken by your organization in 2019 to support emissions reductions from mobile sources?

Do you have a strategy to reduce emissions from mobile sources?

No

Whether you have a strategy or not, briefly describe your organization's plans to continue reducing emissions from mobile sources:

Over the medium-term term (1-5 years)

We will continue to source out suitable Electric and Hybrid vehicle options. We have purchased and installed level 2 EV Chargers at 4 of our sites including the Facilities Maintenance yard where we keep our service fleet in the anticipation of being able to charge EV fleet service vehicles if and when we find a suitable replacement in electric when we are in need which we believe will occur within the next 5 years.

Over the long term (6-10 years)

In 6 to 10 years we expect to have at least half our light weight fleet converted over to Electric with an enhanced charging infrastructure

How many fleet vehicles did you purchase from the following categories:

Electric Vehicle – EV - (e.g., Nissan Leaf, Chevy Bolt)

0

“Plug In” Electric Vehicle – PHEV (e.g., plug-in Prius, Chevy Volt)

0

Hybrid vehicle – HEV – non “Plug In”- (e.g., Toyota Highlander Hybrid)

0

Hydrogen fuel cell vehicle

0

Natural gas/propane

0

Gas/diesel vehicle

5

If you purchased new gas/diesel vehicles, can you briefly explain why vehicles from the other categories were not chosen?

*All the vehicles are leased. All five are larger vehicles that do not have suitable options available in hybrid or electric at this time.
We hope to replace our smaller service vans with electric first.*

Actions taken by your organization in 2019 to support emissions reductions from mobile sources? (Continued)

How many existing EV charging stations does your organization have in each category:

Level 2?

18

Level 3?

0

How many level 2 stations (if any) are specifically for your fleet vehicles?

As defined as Level 2 stations only your organization's fleet vehicles may use

0

How many level 3 stations (if any) are specifically for your fleet vehicles?

As defined as Level 3 stations only your organization's fleet vehicles may use

0

How many EV charging station(s) did you install in 2019 in each category:

Level 2?

0

Level 3?

0

How many level 2 stations (if any) were installed specifically for your fleet vehicles?

As defined in the previous section

0

How many level 3 stations (if any) were installed specifically for your fleet vehicles?

As defined in the previous section

0

Please briefly describe any other related actions, (e.g. charging station feasibility studies, electrical panel upgrades, etc.)

We installed all of our EV charge stations in 2020 with incentive from the Clean BC Work place program. This program was designed to encourage employees to transition to EV's. Therefore we chose 4 sites, 3 of which at schools and the 4th at our maintenance yard where we have 4 chargers that our employees can use. When we do get our first EV into our fleet this will also be available for that while we look further into fleet charging options as we expand our need.

Please indicate the total number of the vehicles in the following vehicle classes that are in your current fleet

Definitions:

- Light duty vehicles (LDVs) are designated primarily for transport of passengers <13 and GVWR<3900kg
- Light duty trucks (LDTs) are designated primarily for transport of light-weight cargo or that are equipped with special features such as four-wheel drive for off-road operation (include SUVs, vans, trucks with a GVWR<3,900kg)
- Heavy duty vehicles (HDV) includes vehicles with a GVWR>3,900 kg (e.g. ¾ tonne pick-up truck, transport trucks)

Light duty vehicles (LDVs)

Electric Vehicles – EV - (e.g., Nissan Leaf, Chevy Bolt)
0
“Plug In” Electric Vehicle – PHEV -- (e.g., plug-in Prius, Chevy Volt)
0
Hybrid vehicles – HEV – (e.g., non “Plug In”- older Toyota Prius, Toyota Camry hybrid)
1
Hydrogen fuel cell vehicles
0
Natural gas/propane
0
Gas/diesel
0

Light duty trucks (LDTs)

Electric Vehicles – EV
0
“Plug In” Electric Vehicle – PHEV
0
Hybrid vehicles – HEV – (e.g., non “Plug In”- older Ford Escape Hybrid, older Chevrolet Silverado pickup hybrid, etc)
0
Hydrogen fuel cell vehicles
0
Natural Gas/propane
0

Gas/diesel

14

Heavy duty vehicles (HDV)

Electric Vehicles – EV

0

“Plug In” Electric Vehicle – PHEV

0

Hybrid vehicles – HEV – (e.g., non “Plug In”)

0

Hydrogen fuel cell vehicles

0

Natural Gas/propane

0

Gas/diesel

36

Actions taken by your organization in 2019 to support emissions reductions from paper supplies.

Briefly describe your organization’s plans to continue reducing emissions from paper use:

Over the medium-term (1-5 years)

The District has engaged in a multi-aspect approach in the past 7 years in reducing its overall paper consumption. Some, but not all, the approaches are:

- *Introducing and promoting the use of software solutions such as Adobe Acrobat (for the viewing, producing and management of e-documents) and Microsoft OneDrive (for storage and transfer of e-Documents).*
- *Introducing and promoting the use of hardware solutions such as upgrading of district computers and desktops to have larger and brighter display screens for more convenient and easier reading of e-documents.*
- *Making available to order only copy paper containing a minimum 30% recycled content.*
- *Engaging software to track the # of copies and printouts made per device and per user for analysis.*
- *Engaging in initiatives in directly tying paper usage to budgets.*
- *Reducing the # of printing and photocopying devices by reducing the number of smaller devices via elimination and consolidation to centralized, larger multifunction devices.*

Over the long term (6-10 years)

The approaches outlined above are continued to be refined and implemented for the foreseeable future.

Do you have an awareness campaign focused on reducing office paper use?

No

Purchased alternate source paper (bamboo, hemp, wheat, etc.)

No

Other 2019 actions, please specify

Purchasing services has worked closely with Maintenance to obtaining paper supplies such as paper towels, tissues and toilet paper that have a greater content of recycled material.