

Carbon Neutral Action Report

2019

bcl



This Carbon Neutral Action Report for the period January 1, 2019 to December 31, 2019 summarizes our emissions profile, the total offsets to reach net-zero emissions, the actions we have taken in 2019 to reduce our greenhouse gas emissions and our plans to continue reducing emissions in 2020 and beyond.

By June 30, 2020 BCLC's final Carbon Neutral Action Report will be posted to our website at www.bclc.com.



Overview

BCLC remains committed to ensuring our operations align with the government's CleanBC climate plan and its targets and strategies for reducing greenhouse gas emissions. To this end, BCLC continues to seek opportunities to:

- maximize the efficiency of electricity consumption in offices
- increase the digitalization of documents and processes
- leverage fleet vehicles to reduce unnecessary air travel
- engage vendors (food services and print services) and educate our staff to support better waste management and reduced office supplies consumption




In 2019, BCLC noted an overall decrease in power demand within its offices, driven by a 2.4 per cent decrease in electricity consumption and 33.5 per cent decrease in diesel consumption from generators when compared to 2018 (see Table 1). This is a result of continued efforts by BCLC to enhance energy efficiency in our buildings. Several other initiatives, including programs led by BCLC's Green Committee, played an important role in building employees' environmental awareness, which is further detailed in the following sections.

BCLC expects this trend of reduced power demand in its offices to continue in 2020. In particular, we plan to continue to focus on reducing electricity consumption associated with the Kamloops Data Centre through strategic utilization of hyper-converged and cloud computing environments and the migration of non-production processes to the cloud. This will result in reduced electricity demand for cooling and powering.

The following table provides a summary of data of BCLC's main emission sources, in the last nine years. The numbers indicate a downward trend.

Table 1: Activity data for significant emission sources

Year	2011	2012	2013	2014	2015	2016	2017	2018	2019
Natural Gas (GJ)	16,263	15,533	16,240	16,901	15,092	13,260	15,205	14,248	14,414
Electricity (GJ)	31,784	33,576	33,783	32,889	32,522	28,712	26,209	25,827	25,218
Fleet Gas (L)	175,518	149,208	160,979	121,027	14,017	21,030	30,388	29,361	39,132
Office Paper (PKG)	6,999	4,952	5,973	6,133	4,616	3,740	3,328	3,548	3,012



4



Below is a summary of the actions taken in 2019 and future plans by emission sources

Stationary sources—buildings

Vancouver office

PURCHASED ELECTRICITY

Electricity consumption continued to decrease in 2019, down 9.6 per cent since 2018. This is largely due to continued efforts to gradually reduce electricity demand in the Vancouver office by replacing lights with Halide LEDs. To date, 95 per cent of the base building lights in the Vancouver office have been replaced with a 10 watt Universal T8 LED bulb. These new LEDs are about ¼ of the wattage of the original lights.

BCLC is also continually looking at ways to increase the efficiency of the office Heating, Ventilation and Air Conditioning (HVAC) systems. In 2019 the fan coil unit schedules were adjusted to improve effectiveness of heating and cooling, resulting in a reduction in electricity consumption. Increasing the efficiency of our HVAC systems will continue to be a focus in 2020.


Additionally, to date we have also replaced 85 per cent of desktop computers with laptop computers which draw less electricity per unit. To date we have switched 455 desktops to laptops.

STATIONARY FUEL COMBUSTION— NATURAL GAS FOR HEATING

2019 saw an increase in demand for natural gas when compared to 2018 likely due to unseasonably colder temperatures in Vancouver. We are continuing to explore options to reduce consumption while keeping our staff and customers healthy and safe. In 2019 BCLC replaced three hot water tanks in the Vancouver office with a more efficient model that will contribute to slightly lower natural gas demand in the coming years.

STATIONARY AIR CONDITIONING AND REFRIGERATION

Consumption of refrigerant gas increased slightly in 2019 when compared to 2018. This was due to a small leak in a condenser coil in the Vancouver office. Leaks are to be expected occasionally due to aging equipment, however BCLC has an established maintenance schedule in place to prevent and identify such leaks to the extent possible. This program of preventative maintenance will continue in 2020.



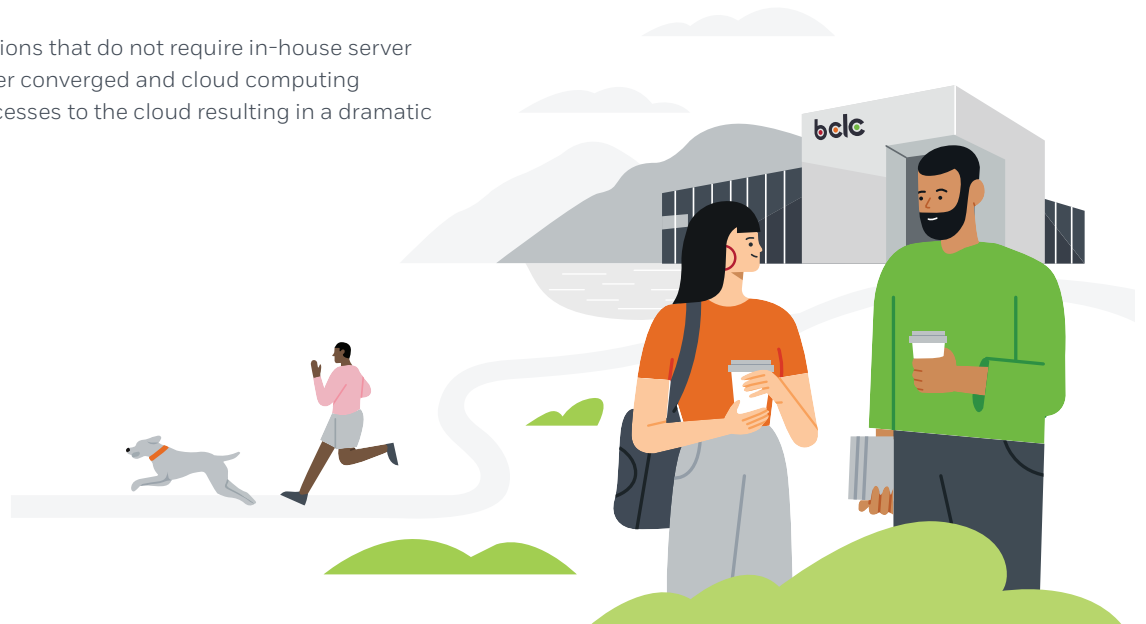
Kamloops office and data centre

PURCHASED ELECTRICITY

BCLC continued to achieve a steady decrease in electricity consumption in our Kamloops data centre in 2019, when compared to 2018 consumption. This is significant for BCLC from a sustainability point of view, given that the data centre accounts for a significant portion of our electricity consumption in Kamloops.

The decrease in consumption is due to continued efforts in three main areas:

- Replacement of legacy equipment: BCLC replaces legacy equipment with alternatives that are more efficient and denser in storage, typically in a four to five-year cycle. This leads to less physical devices to achieve the same or improved performance. Of all the trends, the ever-greening process has the highest impact on the decrease in data centre power consumption
- Virtualization: Having a single server perform multiple processes requires fewer servers as well as less power and cooling
- Cloud migration: Strategically utilizing “cloud-based” applications that do not require in-house server equipment. In 2020 and 2021, we will continue to deploy hyper converged and cloud computing environments and migrate thousands of non-production processes to the cloud resulting in a dramatic decrease in data centre power consumption



In addition to the initiatives previously listed, an upgrade to our call centre cooling system is planned to occur in 2020. This upgrade supports our expectation to continue reducing the electricity consumption going forward.

STATIONARY FUEL COMBUSTION— NATURAL GAS FOR HEATING

There was a slight decrease in natural gas consumption in 2019 when compared to 2018. The decrease was small (one per cent), however any variance in natural gas consumption can contribute significantly to BCLC's overall emissions as, in 2018, stationary combustion was equal to 79 per cent of BCLC's overall greenhouse gas (GHG) emissions profile.

STATIONARY FUEL COMBUSTION— DIESEL FOR GENSET

Diesel consumption decreased by 37 per cent in 2019 when compared to 2018. This represented a return to expected levels of consumption. Demand was unusually high in 2018 due to building maintenance and resulting electricity outages, which increased demand for the diesel generator. In 2020, we anticipate demand will continue at the levels seen in 2019.

STATIONARY AIR CONDITIONING AND REFRIGERATION

Consumption of refrigerant gas is largely due to leaks in the stationary air conditioning system. Regular scheduled maintenance has resulted in an overall decrease in the consumption of refrigerant gas by 51 per cent when compared to 2018. A new refrigerant detection system was also installed in Kamloops during 2019 which will alert us to when leaks occur to improve our containment efforts.

BCLC currently conducts visual checks on a weekly basis, and tests equipment once a month. An independent third party also tests the equipment twice annually to ensure all leaks are identified and addressed in a timely manner.



OFFICE PAPER

The consumption of office paper continued to trend downwards in 2019, falling by 15 per cent from 2018, as a result of the following effort by leadership and staff.

- BCLC initiated a records management program, which included an internal training and awareness campaign to address emerging legislative requirements to digitize new and existing records. As a result, BCLC has experienced a significant, 15 per cent reduction in paper consumption as an outcome of converting to digitized records.
- To support the records management program, we have been in the process of upgrading all multi-function IT tools available to staff. To date, 85 per cent of desktop computers have been replaced with laptops that support flexible work arrangements and decrease demand for printed documents.
- BCLC configured all printers to automatically print double sided.
- BCLC will continue to work with all areas of the business on reducing the amount of paper consumption in the years ahead.

MOBILE SOURCES— TRANSPORTATION

GASOLINE CONSUMPTION

Gasoline consumption increased in 2019 due to an 8 per cent increase in the number of kilometers travelled by the BCLC fleet in 2019. This is largely due to a push by BCLC to use fleet vehicles for medium to long distance travel, instead of air travel.

BCLC continues to seek ways to improve the efficiency of its fleet wherever possible. In 2019, the number of vehicles in BCLC's fleet was 16. During the year, two of these vehicles were replaced with Hybrid models following a comparative analysis of the efficiency of the different hybrid and electric models available.

SUPPORTING INITIATIVES

GREEN COMMITTEE

In 2019, BCLC's Green Committee conducted several employee-led initiatives and projects aligned to its energy efficiency and corporate greenhouse gas (GHG) emissions reduction efforts.

Improving sustainability practices and education

BCLC recognises that small changes can make a significant difference in terms of our overall GHG emissions. In 2019, we have taken several small steps that we believe will collectively contribute substantive reductions over time. These changes have included:

- Installing BC Hydro stickers on all light fixtures to remind staff to turn off lights when not in use to reduce energy consumption
- Removing of all single use cups and stir sticks with multi use items to reduce waste
- Construction of a second secure bike cage in Kamloops to support an increase in the number of staff cycling to work



STRENGTHENING COMMUNITIES THROUGH RECYCLING

For several years now, staff in Kamloops have demonstrated what it means to make our community a more sustainable place. In 2019, BCLC staff and students at a local high school took it upon themselves to educate our staff about the importance of recycling soft plastics. The group conducted a workshop which aimed at educating staff on what can, and cannot be, collected as part of the curbside collection services. Additionally, the group has taken it upon themselves to collect soft plastics from staff at BCLC and return them to local recycling depots for proper sorting. So far, the initiative has diverted 26kgs of waste from landfills.

GIVING BACK TO OUR LOCAL COMMUNITY

In Kamloops, BCLC has committed to the Adopt-A-Block program. The program helps to organize volunteers, including companies and individuals, to assist the City with keeping Kamloops' roadsides and nature trails beautiful. Volunteers from BCLC help to maintain the environment around the BCLC office and surrounding area and has been a huge hit with staff. We intend to continue with the program in the coming years.

Additionally, in 2019, we were involved in the Make A Mat program which recycles plastic shopping bags into sleeping mats for the homeless in the Kamloops community. The program supports both BCLC's social and environmental objectives. To date BCLC staff have contributed over 1,400 bags to the program

Sourcing sustainable and local promotional items

Each year our stakeholder engagement team attends a variety of events and has transitioned toward locally produced, sustainable promotional items such as water bottles, produce bags and straws that are all reusable. This year, to support the host communities of the regional local government annual general meetings, which BCLC sponsors, the team purchased local items such as beeswax wraps made in Kelowna (Okanagan region), soap bars made in Nanaimo (Vancouver Island communities) and organic coffee produced in Prince George (Northern region). These sustainable items supported local business and showcased their products. BCLC has also begun a review of our procurement policies to incorporate sustainable considerations into our purchasing decisions.



GREEN4GOOD

BCLC works with Green4Good to help address IT asset disposition needs. Through this program, we are able to promote second life for our technology, maintain data security and help generate cash and new technology for charity. In 2019, BCLC responsibly and securely disposed of over 40,000 pounds of IT assets, ensuring 100% of this hardware was repurposed or recycled.

Emissions and offset summary table

BCLC'S GHG EMISSIONS AND OFFSET FOR 2019 (tCO₂e)

As per the Directive issued March 31, 2020, each PSO will use their 2018 GHG Emissions as a placeholder for the purposes of their 2019 CNAR.

Total emissions (tCO ₂ e)	907
Total BioCO ₂	3
Total offsets (tCO ₂ e)	905

ADJUSTMENTS TO GHG EMISSIONS REPORTED IN PRIOR YEARS

Total emissions (tCO ₂ e)	0
Total offsets (tCO ₂ e)	0

GRAND TOTAL OFFSETS FOR THE 2018 REPORTING YEAR

Grand total offsets required (tCO ₂ e)	905
Total offset investment	\$22,625

RETIREMENT OF OFFSETS

In accordance with the requirements of the *Climate Change Accountability Act* and Carbon Neutral Government Regulation, BCLC (the Organization) is responsible for arranging for the retirement of the offsets obligation reported above for the 2019 calendar year, together with any adjustments reported for past calendar years (if applicable).

The Organization hereby agrees that, in exchange for the Ministry of Environment and Climate Change Strategy (the Ministry) ensuring that these offsets are retired on the Organization's behalf, the Organization will pay within 30 days, the associated invoice to be issued by the Ministry in an amount equal to \$25 per tonne of offsets retired on its behalf plus GST.

Executive sign-off

A handwritten signature in black ink, consisting of several loops and a long horizontal stroke extending to the right.

PETER TER WEEME

Vice President, Social Purpose & Stakeholder Engagement

May 29, 2020



HEAD OFFICE

74 West Seymour Street
Kamloops, B.C. V2C 1E2

T: 250 828 5500

F: 250 828 5631

E: csr@bcllc.com

REGIONAL OFFICE

2940 Virtual Way
Vancouver, B.C. V5M 0A6

T: 604 215 0649



Confirmation number: 00C59249

Submitted date: 2020-06-29 08:00:58 Pacific Daylight Time

Carbon Neutral Action Report Survey - 2019

Public sector organizations (PSOs) are required to complete this survey, in addition to a Carbon Neutral Action Report (CNAR) as mandated by BC's [Climate Change Accountability Act](#) and the [Carbon Neutral Government Regulation](#).

Due to the COVID-19 pandemic, the following [Directive](#) was issued on March 31, 2020. Certain deadlines were also extended for the 2019 reporting year (see below).

March 31, 2020 Directive:

Under my authority as the Director for the purposes of the Act, and under the authority delegated to me in Section 6 of the Carbon Neutral Government Regulation, I hereby direct that all ministries and Public Sector Organizations covered by the Carbon Neutral Government requirement shall use their 2018 GHG emissions as a temporary estimate for their actual 2019 GHG emissions, for the purposes of the 2019 Carbon Neutral Action Reports and 2019 Carbon Neutral Government reporting required under the Climate Change Accountability Act.

Neil Dobson, Executive Director, Clean BC Implementation
Climate Action Secretariat

Although 2018 emissions data will be used as a placeholder for 2019, **all other (qualitative) components of the CNAR and CNAR Survey are to be completed with information from 2019 (e.g., actions taken or planned to reduce emissions)**. The only change to the survey is that the deadline was extended by one month to June 30, 2020.

This survey is divided into two parts:

Part 1 - Will be made public on the Climate Action Secretariat (CAS) [website](#) after June 30, 2020; however, it will not be appended directly to each individual PSO CNAR as was done in previous years. This section collects details about actions taken or planned to reduce emissions and is intended to supplement the legislative requirements in your CNAR.

Part 2 - Will NOT be made public. Information you provide in this section is important and will be used internally to help CAS staff with planning for emissions reduction and climate change adaptation initiatives. Although not required, PSOs are highly encouraged to complete Part 2.

Note: Survey progress can be saved at any time by clicking the "Save and continue later" button at the bottom of each page. A new window will open and you will be asked to provide your name and email. An email will be sent to you from Carbon.Neutral@gov.bc.ca with the subject line: "Questionnaire Link", which will include a hyperlink for the "Project: Carbon Neutral Action Report Survey – Broader Public Sector 2019". You can then continue responding at another time or email the hyperlink to a colleague to complete remaining section(s).

May 29, 2020	<ul style="list-style-type: none">The final, signed version of the CNAR (or Small Emitters Form) must be submitted by email to: Carbon.Neutral@gov.bc.ca
June 30, 2020*	<ul style="list-style-type: none">Ministry of Environment and Climate Change Strategy must post a final CNAR for each organization on the BC Government's CNG website and each PSO is encouraged to post the report on their website.The CNAR Survey (optional for Small Emitters) must be completed and submitted online. *Deadline extended from May 29, 2020.<u>All offset invoice payments must be submitted to CAS.</u>
Sept 30, 2020*	<ul style="list-style-type: none">Clean Government Reporting Tool (CGRT) Data Entry must be completed for the 2019 reporting year.

	*Deadline extended from April 30, 2020.
Oct 15, 2020*	<ul style="list-style-type: none"> • Self-Certification checklist must be completed, signed and submitted by email to: Carbon.Neutral@gov.bc.ca. *Deadline extended from May 15, 2020.

*See the [Carbon Neutral Government – Program Requirements website](#) for more information on program requirements, timelines and templates.

PART 1 - Included as part of your public CNAR report.

Reminder that Part 1 will be made public on the CAS [website](#).

Contact Name:
<i>Ted Ockenden</i>
Contact Email:
<i>ETOckenden@BCLC.com</i>
Organization Name:
<i>British Columbia Lottery Corporation (BCLC)</i>
Role – Please select the best category for your current role with your organization. If more than one individual completed the survey, multiple categories may be selected:
Energy Manager Facilities/Operations Manager/Coordinator Treasurer/Accounting Other - Please Specify: <i>Communications Manager</i>
Please select your sector:
Crown (CR)

Stationary Sources (e.g. Buildings, Power Generators): Fuel Combustion, Electricity use, Fugitive Emissions.

Actions taken by your organization in 2019 to support emissions reductions from buildings

Do you have a strategy to reduce emissions from stationary sources?
No

Whether you have a strategy or not, briefly describe your organization's plans to continue reducing emissions from stationary sources:

Over the medium-term term (1-5 years)
<i>BCLC remains committed to ensuring our operations align with the government's CleanBC climate plan and its targets and strategies for reducing greenhouse gas emissions. To this end, over the next five years BCLC will continue to seek opportunities to:</i> <ul style="list-style-type: none"> • maximize the efficiency of electricity consumption in offices • increase the digitalization of documents and processes • leverage fleet vehicles to reduce unnecessary air travel • engage vendors (food services and print services) and educate our staff to support better waste management and reduced office supplies consumption

Over the long term (6-10 years)

BCLC is committed to continuing to reduce its emissions profile over the long term and will continue to identify opportunities as and when they arise.

Please describe your strategy's goals (if any) related to energy audits.

BCLC does not currently conduct energy audits over its offices.

What % on average of your building portfolio has an energy audit completed each year (if any)?

Not applicable.

Please describe your strategy's goals (if any) related to building retrofits.

BCLC is currently exploring converting to LED lighting in its Kamloops office.

What % on average of your building portfolio is retrofitted each year in the following categories (if any) - click here for further information:

10%

Minor retrofits (e.g. low cost, easy to implement measures including caulking, lighting, adding roof insulation, etc.)

Approximately 10% of BCLC's building portfolio is subject to minor retrofits each year. These changes have resulted in a decrease in electricity consumption in 2019, down 9.6% since 2018. This is largely due to continued efforts to gradually reduce electricity demand in the Vancouver office by replacing lights with Halide LEDs. To date, 95% of the base building lights in the Vancouver office have been replaced with a 10W Universal T8 LED bulb. These new LEDs are about ¼ of the wattage of the original lights.

BCLC is also continually looking at ways to increase the efficiency of the office Heating, Ventilation and Air Conditioning (HVAC) systems. In 2019 the fan coil unit schedules were adjusted to improve effectiveness of heating and cooling, resulting in a reduction in electricity consumption. Increasing the efficiency of our HVAC systems will continue to be a focus in 2020.

Major retrofits (e.g. replacing windows and doors, equipment replacement such as boilers, etc.)

Approximately 5% of BCLC's building portfolio is subject to major retrofits each year. As a result, BCLC has continued to achieve a steady decrease in electricity consumption in our Kamloops data centre in 2019, when compared to 2018 consumption. This is significant for BCLC from a sustainability point of view, given that the data centre accounts for a significant portion of our electricity consumption in Kamloops.

The decrease in consumption is due to continued efforts in three main areas:

- Replacement of legacy equipment: BCLC replaces legacy equipment with alternatives that are more efficient and denser in storage, typically in a four to five-year cycle. This leads to less physical devices to achieve the same or improved performance. Of all the trends, the evergreening process has the highest impact on the decrease in data centre power consumption*
- Virtualization: Having a single server perform multiple processes requires fewer servers as well as less power and cooling*
- Cloud migration: Strategically utilizing "cloud-based" applications that do not require in-house server equipment. In 2020 and 2021 we will continue to deploy hyper converged and cloud computing environments and migrate thousands of non-production processes to the cloud resulting in a dramatic decrease in data centre power consumption*

In addition to the initiatives above, an upgrade to our call center cooling system is planned to occur in 2020. This upgrade supports our expectation to continue reducing the electricity consumption going forward. We have also replaced 85% of desktop computers with laptop computers which draw less electricity per unit.

Deep retrofits (e.g. replacing roof, replacing the heating, ventilation and air-conditioning system with a renewable technology like a ground-source heat pump, etc.)

Not applicable.

Please describe your strategy's re/retro-commissioning goals (if any)?

BCLC does not currently have goals related to re/retro-commissioning.

What % on average of your building portfolio do you recommission each year?

Approximately 5%.

Do you keep records of Refrigerant gases¹ category and refilling volumes?

[1] Fugitive emissions from stationary cooling equipment are attributed to the leakage and loss of HFC and PFC based coolants from air conditioning and commercial type refrigeration systems. Coolant loss can occur during the manufacturing, operation, and disposal of such equipment. Gases that may be reported via CGRT include HFC R-134, HFC R-134a, HFC R-404a, HFC R-407c, HFC R-410a.

Yes

If yes, have you quantified and reported the associated emissions? What, if any, mitigation approaches have been considered? Please describe

Yes. BCLC keeps track of refrigerant gas usage and report it through the CNAR. BCLC has an established preventive maintenance schedule in place to prevent and identify leaks to the extent possible.

What, if any, mitigation approaches have been considered? Please describe.

As above, BCLC has an established proactive maintenance program to prevent and identify such leaks to the extent possible. Semi-annual servicing occurs on all HVAC units over 5 tonnes. This includes compliance leak testing and weekly visual inspection (and reporting) of all units for signs of leaks.

How many newly constructed buildings received at least LEED Gold certification in 2019?

BCLC did not construct any new buildings in 2019.

How many newly constructed buildings did not receive LEED Gold certification?

Not applicable.

Please explain why LEED Gold certification was not obtained for those new buildings.

Not applicable.

Other actions? Please describe briefly:

Not applicable.

Mobile Sources (Fleet Vehicles, Off-road/portable Equipment): Fuel Combustion:

Actions taken by your organization in 2019 to support emissions reductions from mobile sources?

Do you have a strategy to reduce emissions from mobile sources?

No

Whether you have a strategy or not, briefly describe your organization's plans to continue reducing emissions from mobile sources:

Over the medium-term term (1-5 years)

BCLC continues to seek ways to improve the efficiency of its fleet wherever possible. In 2019 the number of vehicles in BCLC's fleet was 16. During the year, two of these vehicles were replaced with hybrid models following a comparative analysis of the efficiency of the different hybrid and electric models available. When the need to renew or replace the BCLC fleet arises, BCLC will continue to consider the impact on emissions as part of the decision-making process.

Over the long term (6-10 years)

As above, BCLC will continue to consider the impact on emissions as part of the decision-making process regarding fleet vehicles as and when required.

How many fleet vehicles did you purchase from the following categories:

Electric Vehicle – EV - (e.g., Nissan Leaf, Chevy Bolt)

0

“Plug In” Electric Vehicle – PHEV (e.g., plug-in Prius, Chevy Volt)

0

Hybrid vehicle – HEV – non “Plug In”- (e.g., Toyota Highlander Hybrid)

2

Hydrogen fuel cell vehicle

0

Natural gas/propane

0

Gas/diesel vehicle

0

If you purchased new gas/diesel vehicles, can you briefly explain why vehicles from the other categories were not chosen?

Not applicable.

Actions taken by your organization in 2019 to support emissions reductions from mobile sources? (Continued)

How many existing EV charging stations does your organization have in each category:

Level 2?

0

Level 3?

0

How many level 2 stations (if any) are specifically for your fleet vehicles?

As defined as Level 2 stations only your organization's fleet vehicles may use

0

How many level 3 stations (if any) are specifically for your fleet vehicles?

As defined as Level 3 stations only your organization's fleet vehicles may use

0

How many EV charging station(s) did you install in 2019 in each category:

Level 2?

0

Level 3?

0

How many level 2 stations (if any) were installed specifically for your fleet vehicles?
As defined in the previous section

0

How many level 3 stations (if any) were installed specifically for your fleet vehicles?
As defined in the previous section

0

Please briefly describe any other related actions, (e.g. charging station feasibility studies, electrical panel upgrades, etc.)

BCLC leases its Vancouver premises and recently the landlord has made EV charging stations available for use by all tenants. There are a total of 24 stalls in 3 different locations throughout the parkade.

Please indicate the total number of the vehicles in the following vehicle classes that are in your current fleet

Definitions:

- Light duty vehicles (LDVs) are designated primarily for transport of passengers <13 and GVWR<3900kg
- Light duty trucks (LDTs) are designated primarily for transport of light-weight cargo or that are equipped with special features such as four-wheel drive for off-road operation (include SUVs, vans, trucks with a GVWR<3,900kg)
- Heavy duty vehicles (HDV) includes vehicles with a GVWR>3,900 kg (e.g. ¾ tonne pick-up truck, transport trucks)

Light duty vehicles (LDVs)

Electric Vehicles – EV - (e.g., Nissan Leaf, Chevy Bolt)

0

“Plug In” Electric Vehicle – PHEV -- (e.g., plug-in Prius, Chevy Volt)

0

Hybrid vehicles – HEV – (e.g., non “Plug In”- older Toyota Prius, Toyota Camry hybrid)

4

Hydrogen fuel cell vehicles

0

Natural gas/propane

0

Gas/diesel

6

Light duty trucks (LDTs)

Electric Vehicles – EV

0

"Plug In" Electric Vehicle – PHEV

0

Hybrid vehicles – HEV – (e.g., non "Plug In"- older Ford Escape Hybrid, older Chevrolet Silverado pickup hybrid, etc)

1

Hydrogen fuel cell vehicles

0

Natural Gas/propane

0

Gas/diesel

2

Heavy duty vehicles (HDV)

Electric Vehicles – EV

0

"Plug In" Electric Vehicle – PHEV

0

Hybrid vehicles – HEV – (e.g., non "Plug In")

0

Hydrogen fuel cell vehicles

0

Natural Gas/propane

0

Gas/diesel

0

Actions taken by your organization in 2019 to support emissions reductions from paper supplies.

Briefly describe your organization's plans to continue reducing emissions from paper use:

Over the medium-term (1-5 years)

The consumption of office paper continued to trend downwards in 2019, falling by 15% from 2018, as a result of the following effort by leadership and staff.

- BCLC initiated a records management program, which included an internal training and awareness campaign to address emerging legislative requirements to digitize new and existing records. As a result, BCLC has experienced a significant 15% reduction in paper consumption as an outcome of converting to digitized records*
- To support the records management program, we have been in the process of upgrading all multi-function IT tools available to staff. To date, 85% of desktop computers have been replaced with laptops that support flexible work arrangements and decrease demand for printed documents*
- BCLC configured all printers to automatically print double sided*
- BCLC will continue to work with all areas of the business on reducing the amount of paper consumption in the short to medium term.*

Over the long term (6-10 years)

As above, BCLC will continue to pursue initiative that will reduce paper consumption and associated emissions in the long term.

Do you have an awareness campaign focused on reducing office paper use?

Yes

Purchased alternate source paper (bamboo, hemp, wheat, etc.)

No

Other 2019 actions, please specify

BCLC's Green Committee conducted several employee-led initiatives and projects aligned to its energy efficiency and corporate greenhouse gas (GHG) emissions reduction efforts.

Improving Sustainability Practices and Education

In 2019, BCLC took several small steps that we believe will collectively contribute substantive reductions over time. These changes have included:

- Installing BC Hydro stickers on all light fixtures to remind staff to turn off lights when not in use to reduce energy consumption*
- Removing of all single use cups and stir sticks with multi-use items to reduce waste*
- Construction of a second secure bike cage in Kamloops to support an increase in the number of staff cycling to work*