

## 2018 CARBON NEUTRAL REPORT - SCHOOL DISTRICT NO.74 (GOLD TRAIL)

**Declaration statement:** This *Carbon Neutral Action Report* for the period January 1<sup>st</sup> to December 31<sup>st</sup>, 2018 summarizes our emissions profile, the total offsets to reach net zero emissions, the actions we have taken in 2018 to reduce our greenhouse gas emissions, and our plans to continue reducing emissions in 2019 and beyond.

By June 30, 2019, School District No. 74's final *Carbon Neutral Action Report* will be posted to our website at [www.sd74.bc.ca](http://www.sd74.bc.ca)

### Overview:

Priority items completed in the 2018 calendar year include:

- Complete lighting upgrade from T8 to LED in secondary school
- Roofing replacement on portables in elementary school
- Phase 1 of 3 for Geothermal plant at a secondary school


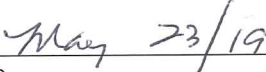


### Emissions and Offsets Summary Table:

School District No. 74 - GHG Emissions and Offsets for 2018 (tCO2E)	
<b>GHG Emissions created in Calendar Year 2018</b>	
Total Emissions (tCO2E)	1085
Total BioCO <sub>2</sub>	21.01
Total Offsets (tCO2E)	635
<b>Grand Total Offsets for the 2018 Reporting Year</b>	
Grand Total Offsets Required (tCO <sub>2</sub> e)	635
Total Offset Investment	\$15,875

### Retirement of Offsets:

In accordance with the requirements of the Greenhouse Gas Reduction Targets Act and Carbon Neutral Government Regulation, School District No. 74 (Gold Trail) (the Organization) is responsible for arranging for the retirement of the offsets obligation reported above for the 2018 calendar year, together with any adjustments reported for past calendar years. The Organization hereby agrees that, in exchange for the Ministry of Environment and Climate Change Strategy ensuring that these offsets are retired on the Organization's behalf, the Organization will pay within thirty (30) days, the associated invoice to be issued by the Ministry in an amount equal to \$25 per tonne of offsets retired on its behalf plus GST.

### Executive sign-off:

	
Signature	Date
	
Name (please print)	Title

# Part 1: CNAR Survey

## 1. General Information

**Name:** Deb Sansome

**Contact Email:** dsansome@sd74.bc.ca

**Organization Name:** School District No. 74 (Gold Trail)

**Sector:** School District

**Role** - Please select your role(s) below.

*If more than one individual completed the survey, multiple categories may be selected:*

Energy Manager: No

Sustainability Coordinator: No

Administrative Assistant: No

Facilities/Operations Manager/Coordinator: Yes

CEO/President/Exec Director: No

Treasurer/Accounting: Yes

Superintendent: No

## A. Stationary Sources (e.g. Buildings, Power Generators): Fuel Combustion, Electricity use, Fugitive Emissions.

### 1. Actions taken by your organization in 2018 to support emissions reductions from buildings.

#### a) Do you have a strategy to reduce emissions from stationary sources?

Yes

If yes above, what are the main goals?: To continue reducing energy consumption to meet Ministry targets

#### b) Whether you have a strategy or not (1.a), briefly describe your organization's plans to continue reducing emissions from stationary sources:

##### I. Over the medium-term term (1-5 years)

School District No 74 has engaged an Enregy manager working with the Ministry and BC Hydro to secure projects that will reduce our overall energy consumption and therefore reduce our carbon footprint. We have just completed a lighting retrofit at one of our secondary schools from T8 to LED lighting.

We have also moved forward, with Ministry support, on our Geothermal plant at the same secondary school. Phase 1 has just been completed. In addition the district is renovating a secondary school into a K-12. The renovation and upgrade of mechanical in the renovated K-12 will provide substantial savings . The closure of the elementary will also have a major impact on our energy consumption reduction. Completion of another mechanical upgrade in one of our K-12 schools is also in the final phase and we are anticipating increased energy savings from this in the next 1 - 2 years.

##### II. Over the long term (6-10 years)

For the long term we will be continuing to find more opportunities for saving through lighting upgrades, and right sizing of schools to current population needs.

**c) Please describe your strategy's goals (if any) related to [energy audits](#).**

With the aid of the Shared Service Energy Manager, we installed PUMA to compile our energy usage for further study of utilizing our current systems efficiently. The ability to pinpoint where issues are originating is providing us with useful data analysis.

**d) Please describe your strategy's goals (if any) related to building retrofits.**

It is understood that use of aging mechanical and lighting systems is inefficient. We are reviewing projects and receiving expert advice on how to move forward to reduce our carbon footprint. We have implemented many changes in the past four years and foresee the need continuing in the future based on available funds.

I. What % on average of your building portfolio is retrofitted each year in the following categories (if any) - click [here](#) for further information:

Major retrofits (e.g., replacing windows and doors, equipment replacement such as boilers, etc.) (%): 5

Deep retrofits (e.g., replacing roof, replacing the heating, ventilation and air-conditioning system with a renewable technology like a ground-source heat pump, etc.) (%): 15

**f) Do you keep records of Refrigerant gases category and refilling volumes?**

No

**B. Mobile Sources (Vehicles, Off-road/portable Equipment): Fuel Combustion:****3. Actions taken by your organization in 2018 to support emissions reductions from mobile sources.****a) Do you have a strategy to reduce emissions from mobile sources?**

No

**b) Whether you have a strategy or not (3.a), briefly describe your organization's plans to continue reducing emissions from mobile sources:**

I. Over the medium-term term (1-5 years)

Our District has large distances to overcome to meet the needs of our students. We do not have any choice but to bus them and this can not be reduced. The terrain we have is also challenging and lack of infrastructure does not allow us to utilize electric vehicles. We do, as often as allowed, replace our fleet as they age out or the kilometers get too high. The replacement brings in newer technology and fuel efficiencies but that is the best we are able to do. The district also encourages carpooling wherever possible.

II. Over the long term (6-10 years)

If new technologies or infrastructure becomes available, it is something we would review

**c) How many fleet vehicles did you purchase from the following categories:**

Gas/diesel vehicle: 2

I. If you purchased new gas/diesel vehicles, can you briefly explain why vehicles from the other categories were not chosen?

There isn't sufficient infrastructure to maintain the other options.

**d) How many existing EV charging stations does your organization have in each category:**

level 2: 0

level 3: 0

**e) How many EV charging station(s) did you install in 2018 in each category:**

level 2: 0

level 3: 0

**4. Please indicate the number of the vehicles in the following vehicle classes that are in your current fleet (including any purchased in 2018):**

Definitions:

- Light duty vehicles (LDVs) are designated primarily for transport of passengers <13 and GVWR<3900kg
- Light duty trucks (LDTs) are designated primarily for transport of light-weight cargo or that are equipped with special features such as four-wheel drive for off-road operation (include SUVs, vans, trucks with a GVWR<3,900kg )
- Heavy duty vehicles (HDV) includes vehicles with a GVWR>3,900 kg (e.g. ¾ tonne pick-up truck, transport trucks)

**a) Light duty vehicles (LDVs)**

Hybrid vehicles – HEV – (e.g., non “Plug In”- older Toyota Prius, Toyota Camry hybrid): 1

Gas/diesel: 3

**b) Light duty trucks (LDTs)**

Gas/diesel: 157

**c) Heavy duty vehicles (HDV)**

Gas/diesel: 2

**5. Please indicate the number of the vehicles you plan to replace in your fleet:**

How many LDTs do you plan to replace annually over the next 5 years?: 4

**C. Office Paper: Indicate which actions your PSO took in 2018:****6. Actions taken by your organization in 2018 to support emissions reductions from paper supplies.****a) Do you have an Office Paper strategy?**

Yes

**I. If yes, what are its goals?**

To reduce paper consumption

**b) Whether you have a strategy or not (6.a), briefly describe your organization's plans to continue reducing emissions from paper use:**

I. Over the medium-term (1-5 years)

Printers are defaulted to double sided printing to reduce the number of printed pages. We have moved from paper expense claims to electronic expense claims so less paper will be used on expense claims.

We are investigating fobs to tell how much photocopying is done by each staff and potentially put a limit on each fob. We will also replace photocopiers and color printers with one unit that prints both black and white and color.

**c) Have an awareness campaign focused on reducing office paper use**

No

**d) Purchased alternate source paper (bamboo, hemp, wheat, etc.)**

No