



BC Registry  
Services

# Help with 2-Factor Authenticators (2FA)

2FA and BCeID are used to login to the BC Registry application

# 2-factor authenticators (2FA)

**What is 2FA?** It's an extra layer of security on top of the BCeID/password that you use to login to BC Registries and Online Services.


**What is an authenticator application?** The authenticator app will generate a one-time code (like a pin). You will enter your BCeID/password and use a new one-time code each time to get access to the BC Registry application. There are both desktop and mobile authenticators available.

**Recommendations:** Choose what works for you. We do not recommend a specific authenticator as they are similar to install and use.

- If you plan to login from more than one computer, a mobile authenticator is recommended so you can use it to access it from any computer.
- If you download an authenticator to a specific computer, you will have to use that authenticator on that computer to access the BC Registry application.

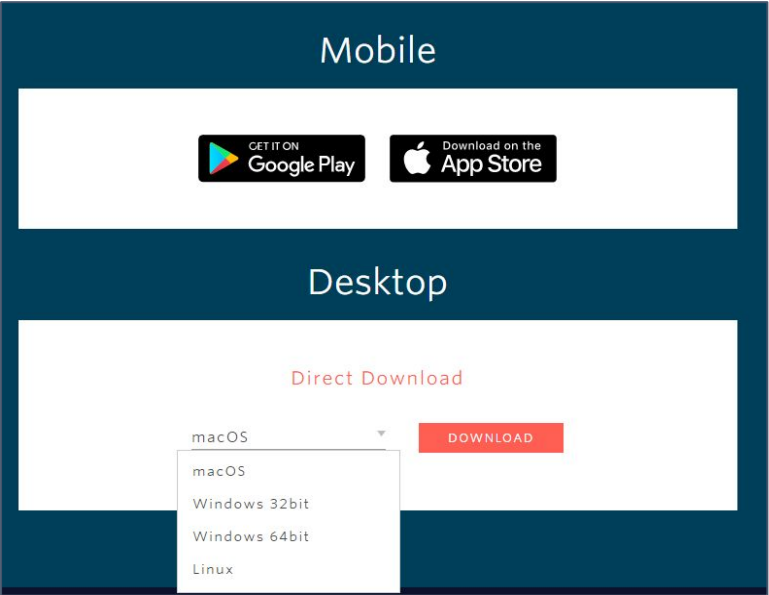
**About this guide:** Contains examples and steps for using some commonly-used authenticators.

# Table of Contents

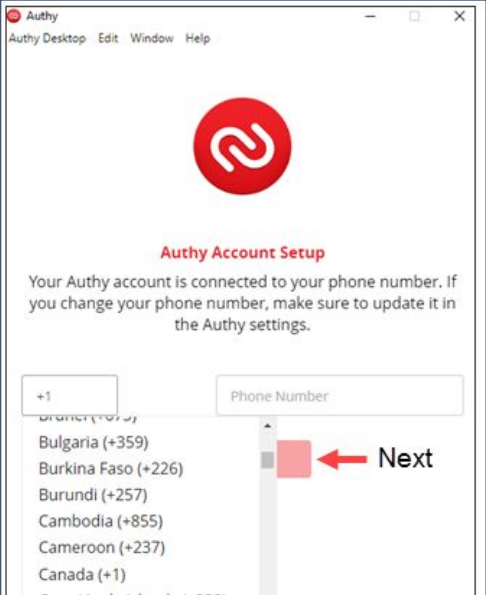
- ➔ **Go to the help guides:**
  - Desktop option: [Authy](#)
  - Desktop Browser Extension: [GAuth](#)
  - Mobile options:
    - [Duo Mobile](#)
    - [Authy](#)
    - [Google Authenticator](#)
- ➔ ▪ [Go to Download links for apps](#) 

# Desktop authenticator: Authy

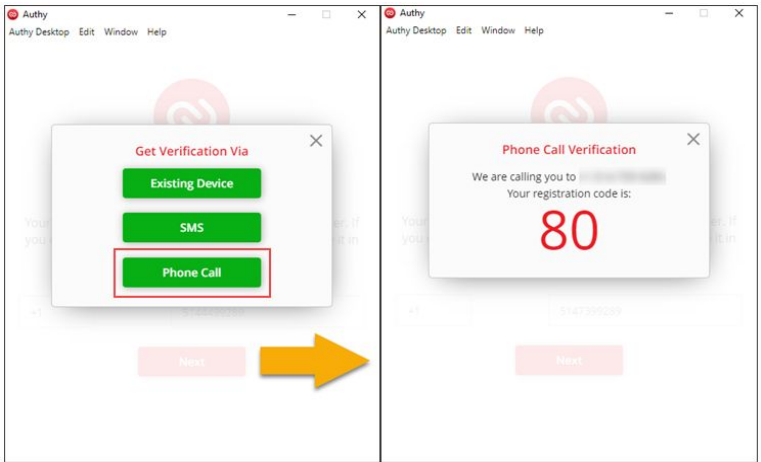
1. Go to: <https://authy.com/download/>  
Select the right download option for the type of computer you use. See tip below.



2. Activate Authy by providing a phone number. Select the country and enter phone number.

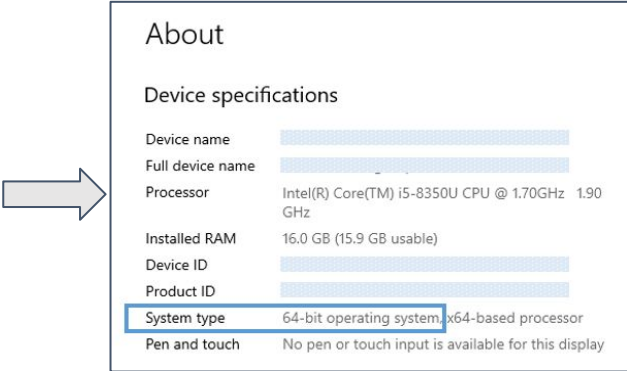



3. Verify by selecting "SMS" to receive a text message or "Phone Call". Follow the steps when prompted.



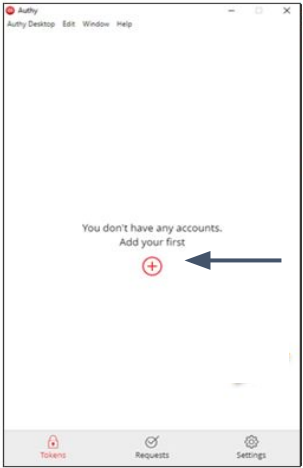
Windows users can choose 32- or 64-bit. To find out which version to download:

- Press the Windows key under the Z letter on your keyboard.
- Type "about" and select "About your PC".
- Locate the "System type": 32 or 64.
- Select the right version and download.



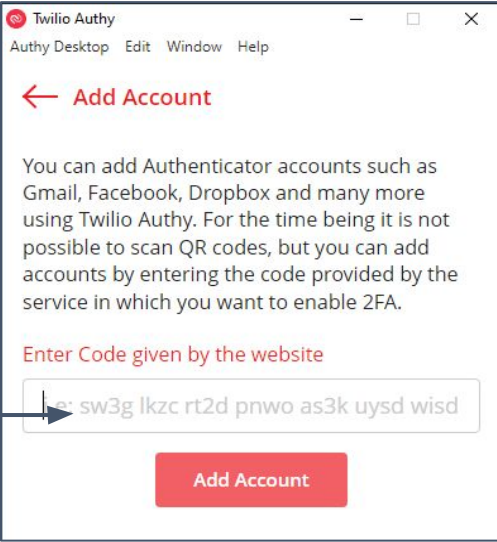
# Desktop authenticator: Authy (continued)

4. Click on the Plus symbol to add BC Registries to app.

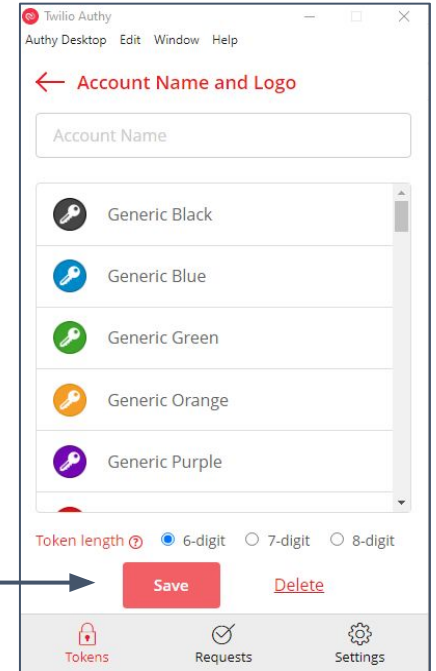


5. Copy (Ctrl + c) the BC Registry application key and paste (Ctrl + v) into Authy app.

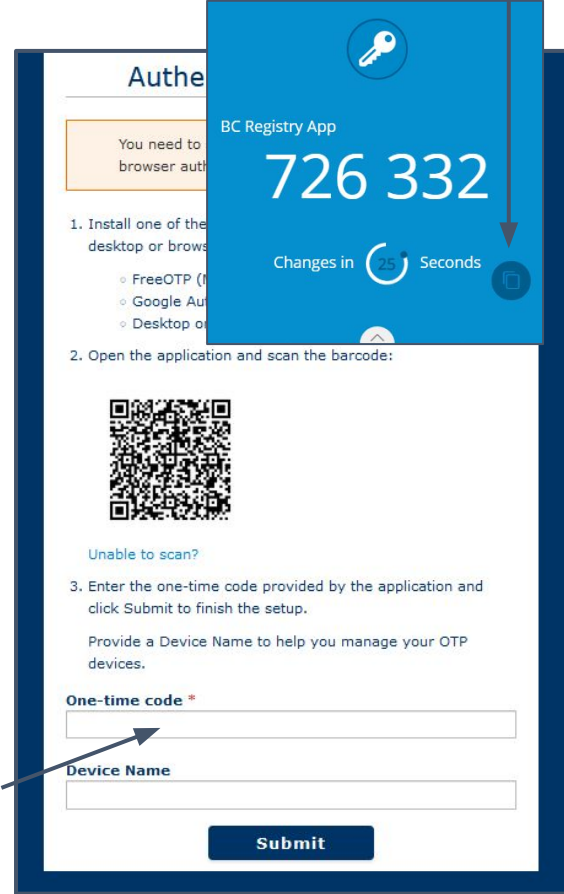
2. Open the application and enter the key:  
**JZKW UNLQ IU3V G3ZY OB2G KTCD GNVG Y3JT**  
Scan barcode?  
3. Use the following configuration values if the application allows setting them:  
• Type: Time-based  
• Algorithm: SHA1  
• Digits: 6  
• Interval: 30



6. Input Account Name such as "BC Registry" & select a color (color doesn't matter) Click "Save".



7. Use the clipboard icon to copy the one-time 6-digit code & paste (Ctrl + v) into the BC Registry website in the "One-time code" field.



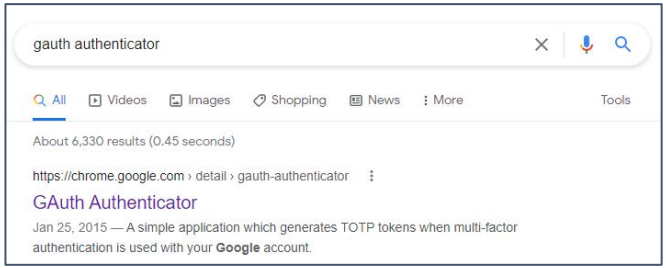
The one-time code should not contain spaces

# Desktop Browser Extension: GAuth for Google Chrome

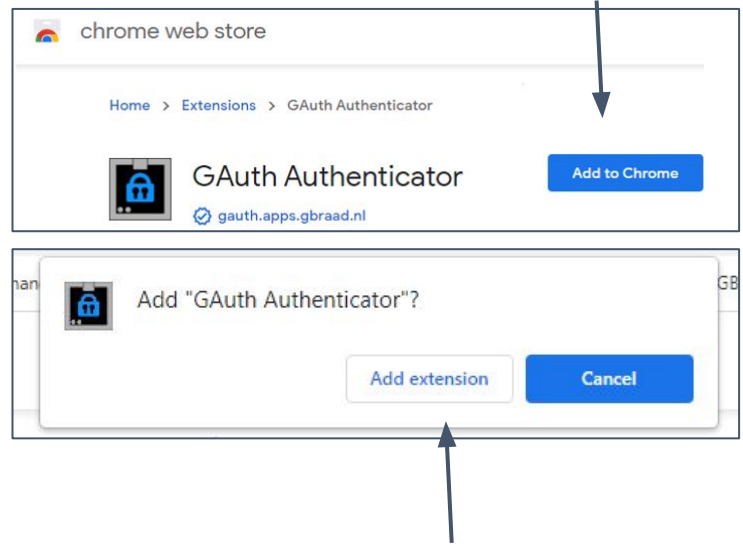
GAuth is a 2FA application that is added as an “extension add-on” to the Google Chrome browser.

1. Open the Google Chrome browser and search for “[GAuth authenticator](#)”.

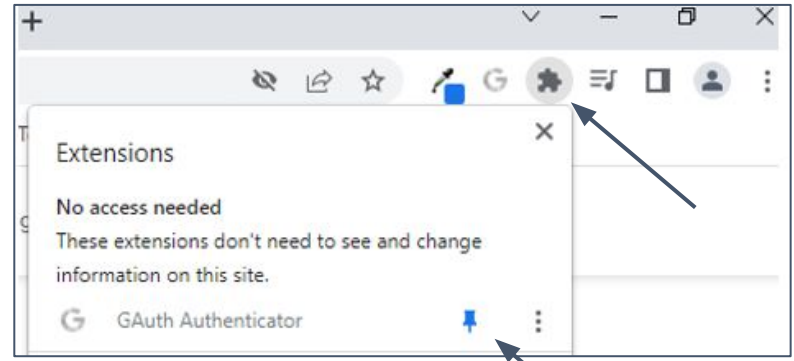
Select the one from <https://chrome.google.com>



2. Click on “Add to Chrome”. Then, click “Add extension”.



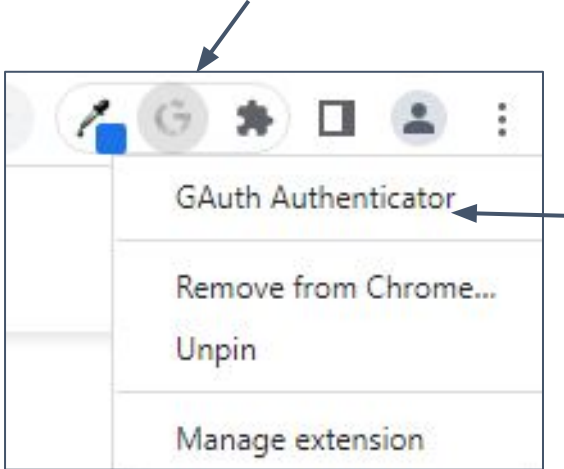
3. Click on the puzzle-piece and pin the authenticator so that's it's visible in the toolbar.



# Desktop Browser Extension: GAuth for Google Chrome (continued)

GAuth is a 2FA application that is added as an “extension add-on” to the Google Chrome browser.

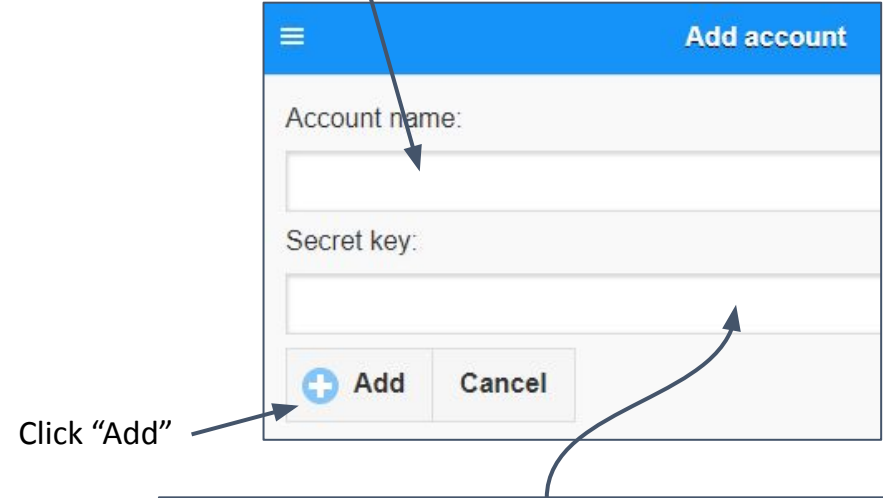
4. Click on the “G” in the toolbar and select “GAuth Authenticator” from the list.



5. Click “Add” to paste in the BC Reg key. If you can’t see “Add”, click on the pen symbol.



6. Enter an account name, e.g., “BC Registry”.



2. Open the application and enter the key:  
JZKW UNLQ IU3V G3ZY OB2G KTCD GNVG Y3JT  
[Scan barcode?](#)

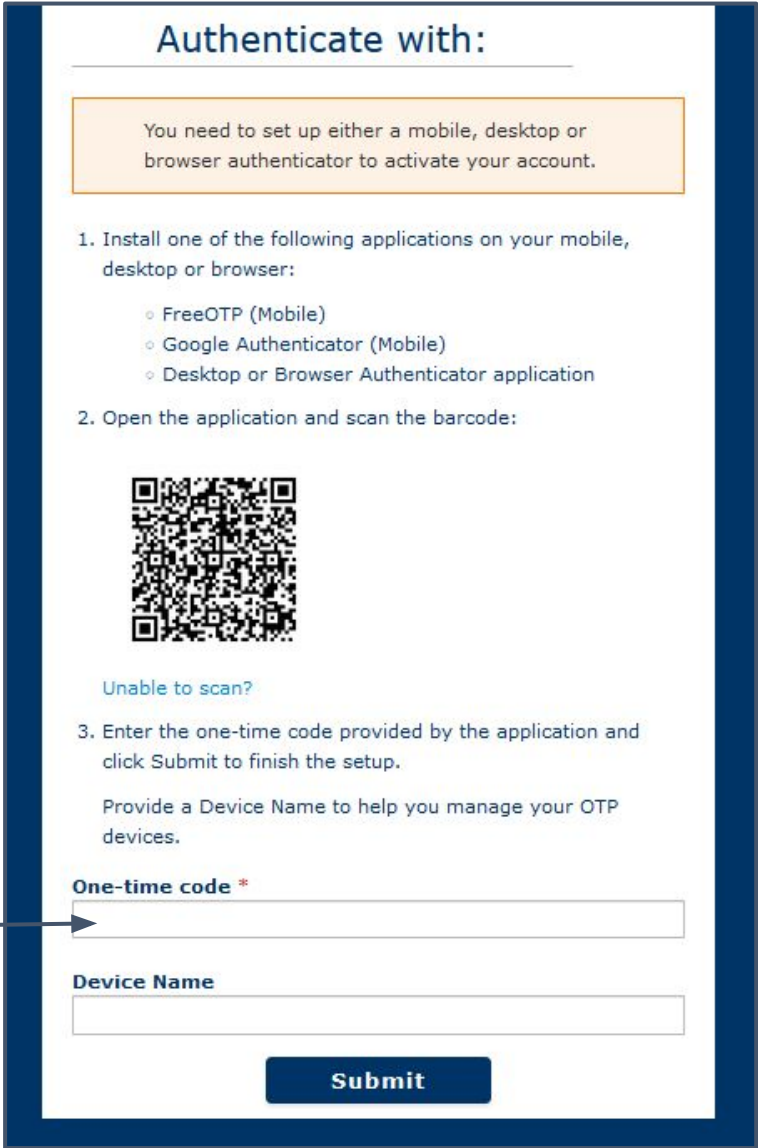
3. Use the following configuration values if the application allows setting them:

- Type: Time-based
- Algorithm: SHA1
- Digits: 6
- Interval: 30

Copy (Ctrl + c) BC Registry application key and paste (Ctrl + v) into Authy app.

# Desktop Browser Extension: GAAuth for Google Chrome (continued)

7. Copy the one-time 6-digit code & paste into the BC Registry website in the “One-time code” field.



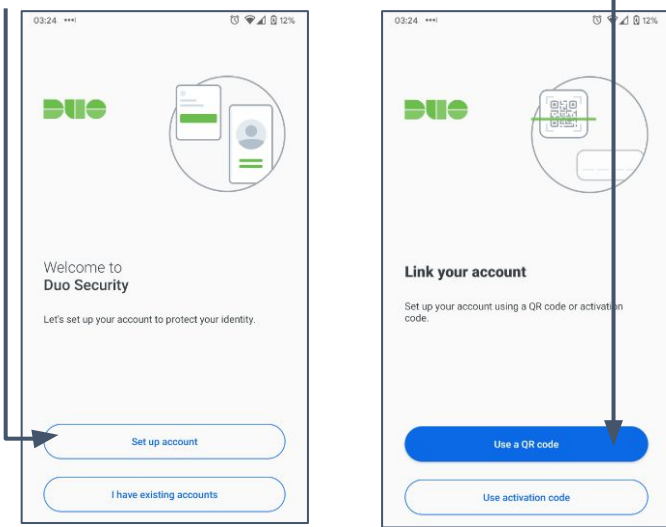

A screenshot of the GAAuth authentication page. The page has a white background and a dark blue border. At the top, the text "Authenticate with:" is displayed in a dark blue font. Below this, there is a yellow box with the text "You need to set up either a mobile, desktop or browser authenticator to activate your account." Below the yellow box, there are two numbered steps: "1. Install one of the following applications on your mobile, desktop or browser:" followed by a list of three options: "FreeOTP (Mobile)", "Google Authenticator (Mobile)", and "Desktop or Browser Authenticator application"; and "2. Open the application and scan the barcode:" followed by a QR code. Below the QR code, there is a link "Unable to scan?". Below the link, there is a third step: "3. Enter the one-time code provided by the application and click Submit to finish the setup." Below the third step, there is a text prompt: "Provide a Device Name to help you manage your OTP devices." Below the text prompt, there are two input fields: "One-time code \*" and "Device Name". Below the input fields, there is a dark blue "Submit" button. An arrow points from the left side of the image to the "One-time code \*" input field.



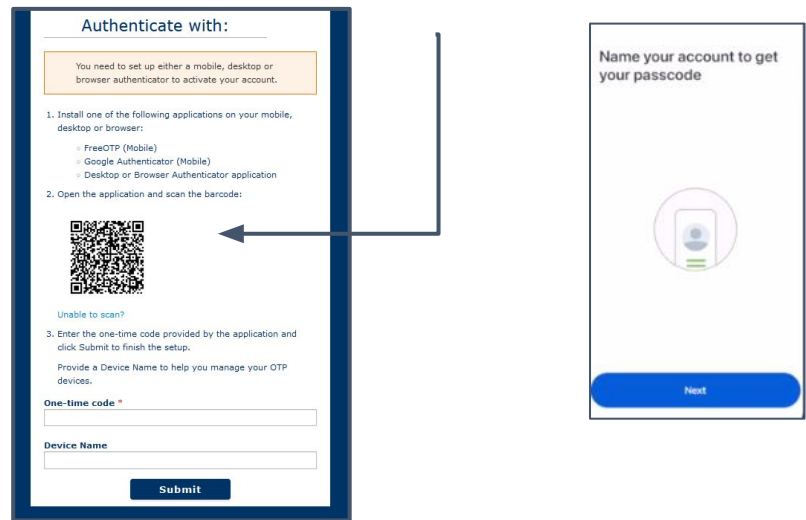
# Mobile Device app: Duo Mobile

Duo Mobile is a 2FA application that can be downloaded to a mobile device or cell phone.

- 1. Search for “Duo Mobile” in Google Play store or iPhone App Store. Download the Duo Mobile app and open the app. Click “Set up account” then click “Use a QR code”.



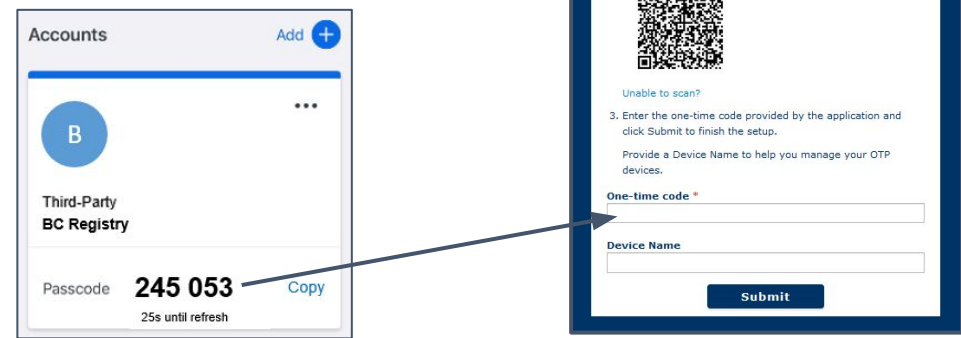
- 2. Use your mobile device camera that appears to scan the QR barcode on the BC Registry site. Click “Next”.




- 3. Enter the 2FA account name eg. “BC Registry”. Click “Save”.



- 4. Type in the one-time 6-digit code into the BC Registry website in the “One-time code” field.



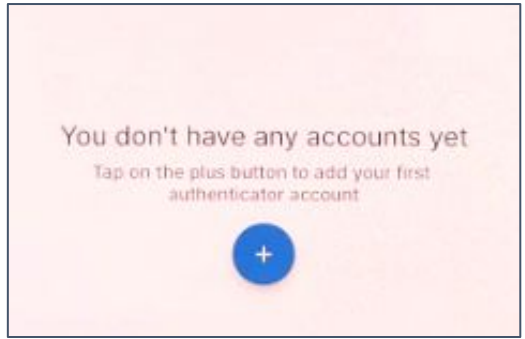
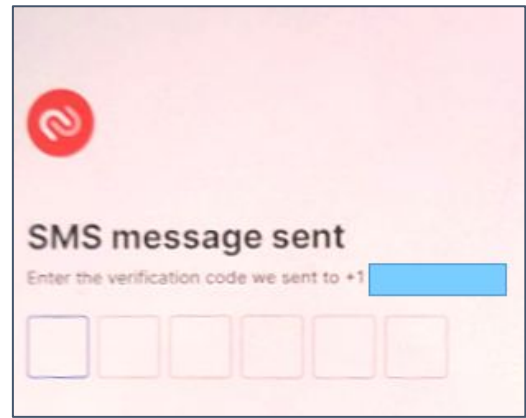
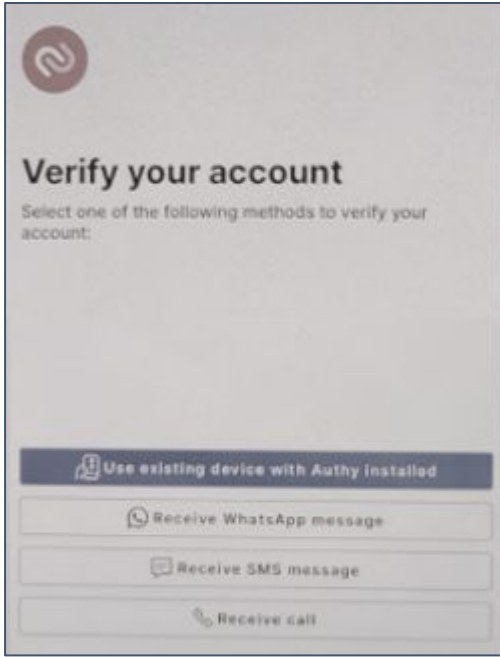
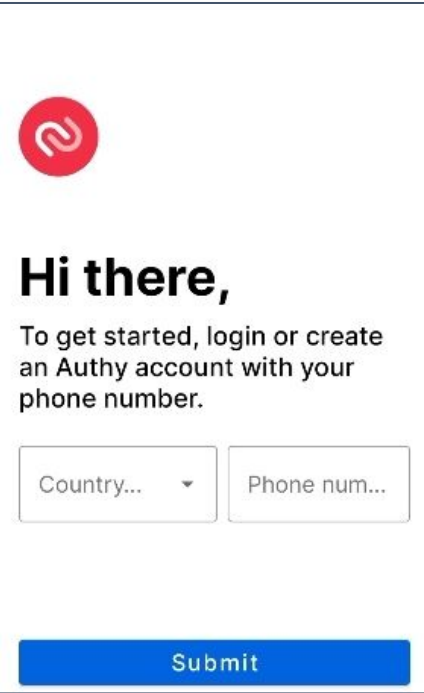
# Mobile Device app: Authy

Authy is a 2FA application that can be downloaded to a mobile device or cell phone. 

- 1. Search for "Authy" in Google Play store or iPhone App Store. Download the Twilio Authy Authenticator app and open the app. Select the country code and enter phone number with your area code. Choose to receive SMS (text) message or phone call to verify the authenticator account.


- 2. Enter the code from the call or text message into the app, then click on the plus symbol to add an account for the BC Registry website.

- 3. Use your mobile device camera that appears to scan the QR barcode on the BC Registry site.



### Authenticate with:

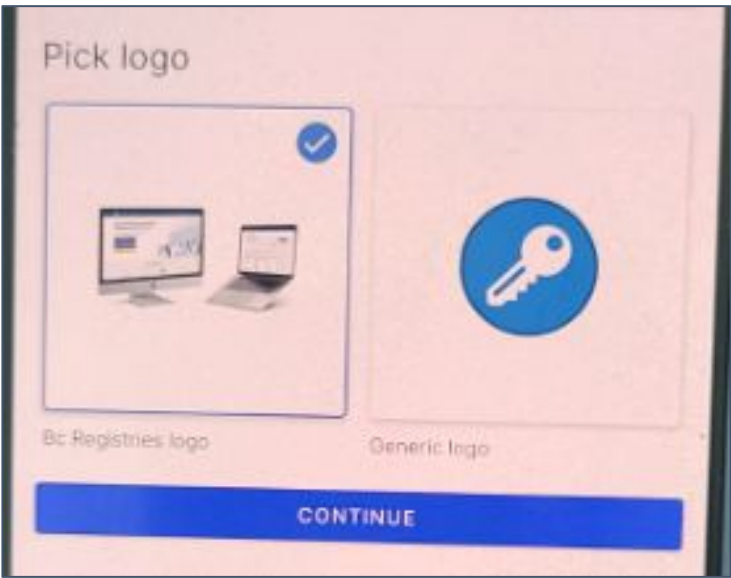

You need to set up either a mobile, desktop or browser authenticator to activate your account.

1. Install one of the following applications on your mobile, desktop or browser:
  - FreeOTP (Mobile)
  - Google Authenticator (Mobile)
  - Desktop or Browser Authenticator application
2. Open the application and scan the barcode:  
 ←
3. Enter the one-time code provided by the application and click Submit to finish the setup.  
Provide a Device Name to help you manage your OTP devices.

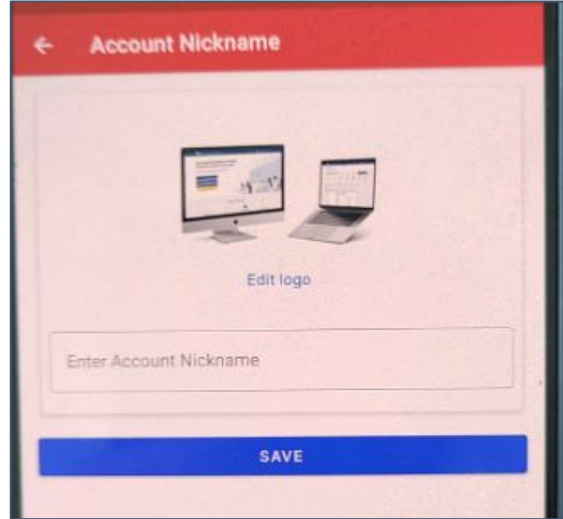
# Mobile Device app: Authy (continued)

Authy is a 2FA application that can be downloaded to a mobile device/cell phone.

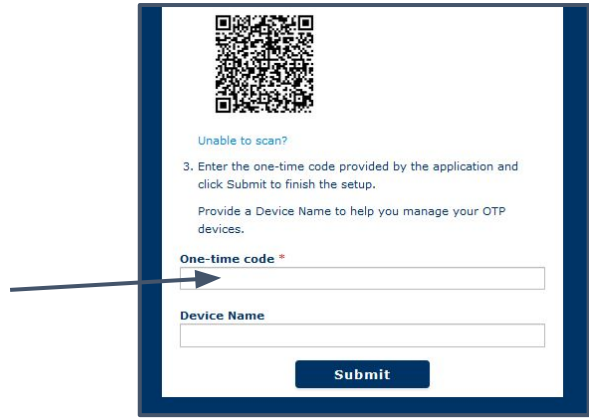
4. Type in "BC Registries" and tap "Search" or a magnifying glass - depends on your phone. Pick the BC Registries logo (monitor + laptop) and click "Continue".



5. Enter an account name, e.g., "BC Registry". Click "Save".



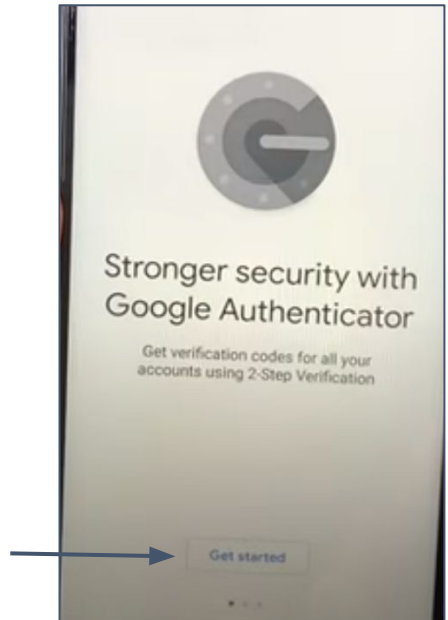
6. Type in the one-time 6-digit code into the BC Registry website in the "One-time code" field.



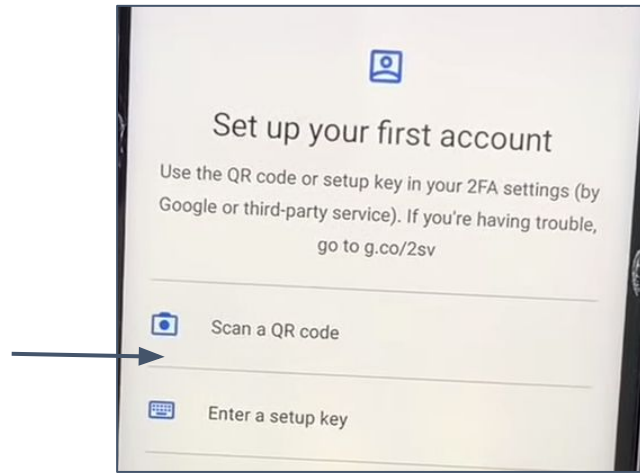
# Mobile Device app: Google Authenticator

Authy is a 2FA application can be downloaded to a mobile device or cell phone.

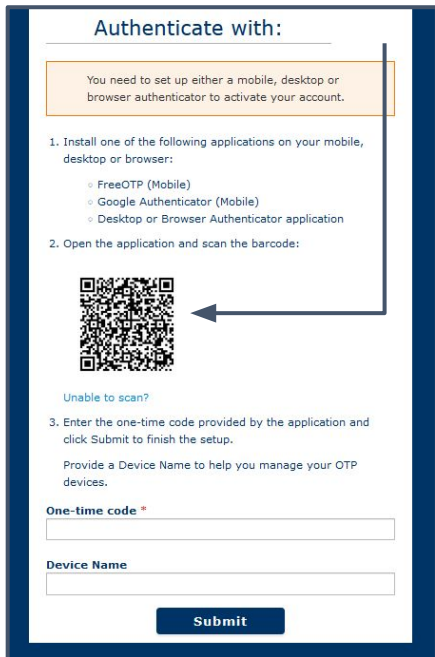
1. Search for "Google Authenticator" in the app store. Download the authenticator app and open the app. Click "Get started".



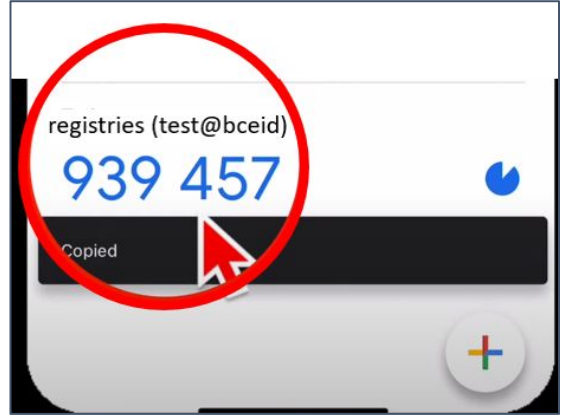
2. Click "Scan a QR Code".



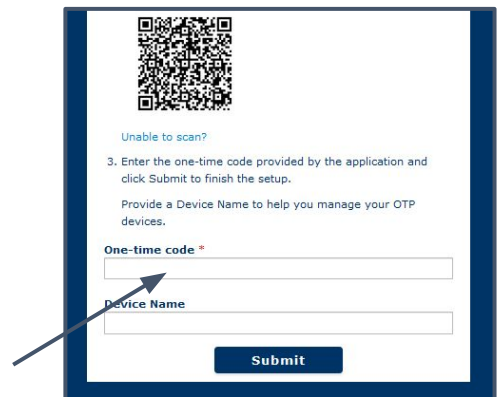
3. Use your mobile device camera that appears to scan the QR barcode on the BC Registry site.



4. Type in the one-time 6-digit code into the BC Registry website in the "One-time code" field



The one-time code should not contain spaces



# Download Links

## Desktop:

- <https://authy.com/download/> (available for mobile and desktop)
- [GAuth authenticator](#)

## Mobile

- [Duo Mobile](#) (go to google play and app store)
- [Authy mobile](#) (go to google play and app store)
- Google Authenticator
  - [Google play](#)
  - [App store](#)
- [Microsoft Authenticator](#)

Note: you may also search the internet for “authenticator applications” to find one that works for you.