

Consolidated Financial Statements of

UNIVERSITY OF VICTORIA

And Independent Auditor's Report Thereon

Year ended March 31, 2023



University
of Victoria




STATEMENT OF ADMINISTRATIVE RESPONSIBILITY FOR FINANCIAL STATEMENTS


The University is responsible for the preparation and presentation of the accompanying consolidated financial statements, including responsibility for significant accounting judgments and estimates in accordance with Canadian public sector accounting standards and Treasury Board direction outlined in Note 2(a). This responsibility includes selecting appropriate accounting principles and methods and making decisions affecting measurement of transactions in which objective judgment is required. In fulfilling its responsibilities and recognizing the limits inherent in all systems, the University's management has developed and maintains a system of internal controls designed to provide reasonable assurance that the University assets are safeguarded from loss and that the accounting records are a reliable basis for the preparation of financial statements. The system of internal controls is monitored by the University's management.

The Board of Governors carries out its responsibility for review of the financial statements principally through its audit committee. The members of the Audit Committee are not officers or employees of the University. The Audit Committee meets with management and with the internal and external auditors to discuss the results of audit examinations and financial reporting matters. The auditors have full access to the Audit Committee, with and without the presence of management.

The consolidated financial statements have been examined by KPMG LLP, an independent firm of Chartered Professional Accountants. The Independent Auditor's Report outlines the nature of the examination and the opinion on the consolidated financial statements of the University for the year ended March 31, 2023.

On behalf of the University:


(Josh Blair, Acting Chair) Chair, Board of Governors


____ Vice-President Finance and Operations



University
of Victoria





KPMG LLP
St. Andrew's Square II
800-730 View Street
Victoria BC V8W 3Y7
Canada
Telephone 250-480-3500
Fax 250-480-3539

INDEPENDENT AUDITOR'S REPORT

To the Board of Governors of the University of Victoria, and
To the Minister of the Ministry of Post-Secondary Education and Future Skills, Province of British Columbia

Opinion

We have audited the consolidated financial statements of the University of Victoria (the "Entity"), which comprise:

- the consolidated statement of financial position as at March 31, 2023
- the consolidated statement of operations and accumulated surplus for the year then ended
- the consolidated statement of changes in net debt for the year then ended
- the consolidated statement of remeasurement gains and losses for the year then ended
- the consolidated statement of cash flows for the year then ended
- and notes to the consolidated financial statements, including a summary of significant accounting policies

(hereinafter referred to as the "financial statements").

In our opinion, the accompanying financial statements as at and for the year ended March 31, 2023 of the Entity are prepared, in all material respects, in accordance with the financial reporting provisions of Section 23.1 of the Budget Transparency and Accountability Act of the Province of British Columbia.

Basis for Opinion

We conducted our audit in accordance with Canadian generally accepted auditing standards. Our responsibilities under those standards are further described in the "**Auditor's Responsibilities for the Audit of the Financial Statements**" section of our auditor's report.

We are independent of the Entity in accordance with the ethical requirements that are relevant to our audit of the financial statements in Canada and we have fulfilled our other ethical responsibilities in accordance with these requirements.

We believe that the audit evidence we have obtained is sufficient and appropriate to provide a basis for our opinion.

Emphasis of Matter - Financial Reporting Framework

We draw attention to note 2 to the financial statements which describes the applicable financial reporting framework and the significant differences between that financial reporting framework and Canadian public sector accounting standards.

Our opinion is not modified in respect of this matter.



Emphasis of Matter – Comparative Information

We draw attention to note 3 to the financial statements which explains that certain comparative information presented for the year ended March 31, 2022 has been restated. Note 3 explains the reason for the restatement and also explains the adjustments that were applied to restate certain comparative information. Our opinion is not modified in respect of this matter.

Other Matter – Comparative Information

As part of our audit of the financial statements for the year ended March 31, 2023, we also audited the adjustments that were applied to restate certain comparative information presented for the year ended March 31, 2022. In our opinion, such adjustments are appropriate and have been properly applied.

Other Information

Management is responsible for the other information. Other information comprises:

- Information, other than the financial statements and the auditor's report thereon, included in the Management Discussion and Analysis.

Our opinion on the financial statements does not cover the other information and we do not and will not express any form of assurance conclusion thereon.

In connection with our audit of the financial statements, our responsibility is to read the other information identified above and, in doing so, consider whether the other information is materially inconsistent with the financial statements or our knowledge obtained in the audit, or otherwise appears to be materially misstated.

We obtained the information, other than the financial statements and the auditor's report thereon, included in the Management Discussion and Analysis as at the date of this auditor's report. If, based on the work we have performed on this other information, we conclude that there is a material misstatement of this other information, we are required to report that fact in the auditor's report.

We have nothing to report in this regard.

Responsibilities of Management and Those Charged with Governance for the Financial Statements

Management is responsible for the preparation of the financial statements in accordance with the financial reporting provisions of Section 23.1 of the Budget Transparency and Accountability Act of the Province of British Columbia and for such internal control as management determines is necessary to enable the preparation of financial statements that are free from material misstatement, whether due to fraud or error.

In preparing the financial statements, management is responsible for assessing the Entity's ability to continue as a going concern, disclosing as applicable, matters related to going concern and using the going concern basis of accounting unless management either intends to liquidate the Entity or to cease operations, or has no realistic alternative but to do so.

Those charged with governance are responsible for overseeing the Entity's financial reporting process.

Auditor's Responsibilities for the Audit of the Financial Statements

Our objectives are to obtain reasonable assurance about whether the financial statements as a whole are free from material misstatement, whether due to fraud or error, and to issue an auditor's report that includes our opinion.



Reasonable assurance is a high level of assurance, but is not a guarantee that an audit conducted in accordance with Canadian generally accepted auditing standards will always detect a material misstatement when it exists.

Misstatements can arise from fraud or error and are considered material if, individually or in the aggregate, they could reasonably be expected to influence the economic decisions of users taken on the basis of the financial statements.

As part of an audit in accordance with Canadian generally accepted auditing standards, we exercise professional judgment and maintain professional skepticism throughout the audit.

We also:

- Identify and assess the risks of material misstatement of the financial statements, whether due to fraud or error, design and perform audit procedures responsive to those risks, and obtain audit evidence that is sufficient and appropriate to provide a basis for our opinion.

The risk of not detecting a material misstatement resulting from fraud is higher than for one resulting from error, as fraud may involve collusion, forgery, intentional omissions, misrepresentations, or the override of internal control.

- Obtain an understanding of internal control relevant to the audit in order to design audit procedures that are appropriate in the circumstances, but not for the purpose of expressing an opinion on the effectiveness of the Entity's internal control.
- Evaluate the appropriateness of accounting policies used and the reasonableness of accounting estimates and related disclosures made by management.
- Conclude on the appropriateness of management's use of the going concern basis of accounting and, based on the audit evidence obtained, whether a material uncertainty exists related to events or conditions that may cast significant doubt on the Entity's ability to continue as a going concern. If we conclude that a material uncertainty exists, we are required to draw attention in our auditor's report to the related disclosures in the financial statements or, if such disclosures are inadequate, to modify our opinion. Our conclusions are based on the audit evidence obtained up to the date of our auditor's report. However, future events or conditions may cause the Entity to cease to continue as a going concern.
- Communicate with those charged with governance regarding, among other matters, the planned scope and timing of the audit and significant audit findings, including any significant deficiencies in internal control that we identify during our audit.
- Obtain sufficient appropriate audit evidence regarding the financial information of the entities or business activities within the group Entity to express an opinion on the financial statements. We are responsible for the direction, supervision and performance of the group audit. We remain solely responsible for our audit opinion.

Chartered Professional Accountants

Victoria, Canada
June 21, 2023


UNIVERSITY OF VICTORIA
Consolidated Statement of Financial Position


As at March 31, 2023
(in thousands of dollars)

| | | 2023 | 2022 Restated <i>(Note 3)</i> |
|--|------------------|------------|-------------------------------------|
| Financial Assets | | | |
| Cash and cash equivalents | <i>(Note 4)</i> | \$ 146,757 | \$ 162,900 |
| Accounts receivable | <i>(Note 5)</i> | 15,693 | 13,918 |
| Due from governments | <i>(Note 6)</i> | 32,272 | 19,284 |
| Inventories for resale | | 1,275 | 1,364 |
| Portfolio investments | <i>(Note 7)</i> | 209,869 | 258,551 |
| Derivatives | <i>(Note 7)</i> | 4,893 | 25,808 |
| Loans receivable | <i>(Note 8)</i> | 33,594 | 24,495 |
| Employee future benefits | <i>(Note 9)</i> | 32,738 | 24,303 |
| Investments in government business enterprises | <i>(Note 10)</i> | 3,370 | 8,536 |
| | | 480,461 | 539,159 |
| Liabilities | | | |
| Accounts payable and accrued liabilities | <i>(Note 12)</i> | 58,737 | 54,744 |
| Due to governments | | 8,120 | 7,540 |
| Deferred revenue | | 22,866 | 24,571 |
| Deferred contributions | <i>(Note 13)</i> | 239,460 | 256,792 |
| Deferred capital contributions | <i>(Note 14)</i> | 494,607 | 436,373 |
| Debt | <i>(Note 15)</i> | 132,914 | 164,272 |
| Asset retirement obligations | <i>(Note 16)</i> | 48,829 | 47,347 |
| | | 1,005,533 | 991,639 |
| Net debt | | (525,072) | (452,480) |
| Non-financial Assets | | | |
| Tangible capital assets | <i>(Note 17)</i> | 976,296 | 918,146 |
| Restricted endowment investments | <i>(Note 7)</i> | 436,144 | 418,237 |
| Inventories held for use | | 3,151 | 2,809 |
| Prepaid expenses | | 21,849 | 17,225 |
| | | 1,437,440 | 1,356,417 |
| Accumulated surplus | <i>(Note 19)</i> | \$ 912,368 | \$ 903,937 |
| Accumulated surplus is comprised of: | | | |
| Endowments | <i>(Note 20)</i> | \$ 436,144 | \$ 418,237 |
| Invested in tangible capital assets | | 318,977 | 289,661 |
| Internally restricted | | 111,705 | 140,897 |
| Unrestricted | | 39,346 | 28,964 |
| Accumulated operating surplus | | 906,172 | 877,759 |
| Accumulated remeasurement gains | | 6,196 | 26,178 |
| Accumulated surplus | | \$ 912,368 | \$ 903,937 |

Contractual rights *(Note 21)* Contractual obligations *(Note 22)* Contingent liabilities *(Note 23)*

On behalf of the Board:


(Josh Blair, Acting Chair)



The accompanying notes are an integral part of these financial statements.



UNIVERSITY OF VICTORIA

Consolidated Statement of Operations and Accumulated Surplus

Year ended March 31, 2023

(in thousands of dollars)

| | Budget | 2023 | 2022 |
|--|--------------------|------------|-----------------------------|
| | <i>(Note 2(p))</i> | | Restated <i>(Note 3)</i> |
| Revenue: | | | |
| Province of British Columbia grants | \$ 252,032 | \$ 215,756 | \$ 229,860 |
| Government of Canada grants | 75,000 | 87,877 | 77,860 |
| Other government grants | 19,300 | 17,715 | 18,653 |
| Student tuition - credit courses | 160,112 | 164,224 | 171,021 |
| Student tuition - non-credit courses | 13,200 | 22,610 | 16,985 |
| Donations, non-government grants and contracts | 19,300 | 26,375 | 13,590 |
| Sales of services and products | 61,747 | 70,552 | 54,618 |
| Investment income | 26,000 | 59,969 | 26,237 |
| Income/(loss) from government business enterprises <i>(Note 10)</i> | - | (48) | 524 |
| Other revenue | 5,000 | 9,060 | 6,571 |
| Revenue recognized from deferred capital contributions <i>(Note 14)</i> | 26,776 | 27,015 | 27,802 |
| Loss on disposal of capital assets | - | - | (1,003) |
| | 658,467 | 701,105 | 642,718 |
| Expenses: <i>(Note 24)</i> | | | |
| Instruction and non-sponsored research | 275,242 | 283,714 | 267,791 |
| Academic and student support | 161,053 | 166,675 | 156,693 |
| Administrative support and general expenses | 28,174 | 28,801 | 27,411 |
| Facility operations and maintenance | 57,449 | 63,651 | 57,648 |
| Sponsored research | 120,553 | 129,051 | 117,289 |
| External engagement | 15,502 | 18,707 | 15,082 |
| | 657,973 | 690,599 | 641,914 |
| Annual operating surplus | 494 | 10,506 | 804 |
| Restricted endowment contributions | | | |
| Endowment principal donations <i>(Note 20)</i> | 8,000 | 5,469 | 12,056 |
| Donations capitalized <i>(Note 20)</i> | 8,000 | 12,438 | 13,406 |
| | 16,000 | 17,907 | 25,462 |
| Annual surplus | 16,494 | 28,413 | 26,266 |
| Accumulated operating surplus, beginning of year | 877,759 | 877,759 | 891,082 |
| Adjustment on adoption asset retirement obligations standard <i>(Note 3)</i> | - | - | (39,589) |
| Accumulated operating surplus, beginning of year, as restated | 877,759 | 877,759 | 851,493 |
| Accumulated operating surplus, end of year | \$894,253 | \$ 906,172 | \$ 877,759 |

The accompanying notes are an integral part of these financial statements.

UNIVERSITY OF VICTORIA

Consolidated Statement of Changes in Net Debt

Year ended March 31, 2023

(in thousands of dollars)

| | Budget <i>(Note 2(p))</i> | 2023 | 2022 Restated <i>(Note 3)</i> |
|---|------------------------------|--------------|-------------------------------------|
| Annual surplus | \$ 16,494 | \$ 28,413 | \$ 26,266 |
| Acquisition of tangible capital assets | (140,693) | (109,820) | (135,843) |
| Transfer of tangible capital assets to investment in government business enterprise | - | 3,948 | - |
| Amortization of tangible capital assets | 47,055 | 47,722 | 47,770 |
| Loss on disposal of capital assets | - | - | 1,003 |
| | (93,638) | (58,150) | (87,070) |
| Increase in restricted endowment investments | - | (17,907) | (25,462) |
| Acquisition of inventories held for use | - | (1,400) | (1,524) |
| Acquisition of prepaid expense | - | (21,028) | (15,948) |
| Consumption of inventories held for use | - | 1,058 | 1,099 |
| Use of prepaid expense | - | 16,404 | 18,574 |
| | - | (22,873) | (23,261) |
| Net remeasurement losses | - | (19,982) | (2,079) |
| Increase in net debt | (77,144) | (72,592) | (86,144) |
| Net debt, beginning of year | (452,480) | (452,480) | (320,426) |
| Adjustment on adoption of asset retirement obligations standard <i>(Note 3)</i> | - | - | (45,910) |
| Net debt, beginning of year, as restated | (452,480) | (452,480) | (366,336) |
| Net debt, end of year | \$ (529,624) | \$ (525,072) | \$ (452,480) |

The accompanying notes are an integral part of these financial statements.



UNIVERSITY OF VICTORIA

Consolidated Statement of Remeasurement Gains and Losses

Year ended March 31, 2023

(in thousands of dollars)

| | 2023 | 2022 |
|---|-----------|-----------|
| Accumulated remeasurement gains, beginning | \$ 26,178 | \$ 28,257 |
| Unrealized gains (losses) attributed to: | | |
| Portfolio investments | 205 | (8,742) |
| Derivatives | 13,747 | 6,314 |
| Foreign currency translation | 728 | 349 |
| Realized gains reclassified to the Consolidated Statement of Operations, attributed to: | | |
| Derivatives | (34,662) | - |
| Net remeasurement losses for the year | (19,982) | (2,079) |
| Accumulated remeasurement gains, end of year | \$ 6,196 | \$ 26,178 |

The accompanying notes are an integral part of these financial statements.



UNIVERSITY OF VICTORIA
Consolidated Statement of Cash Flows
Year ended March 31, 2023
(in thousands of dollars)

| | 2023 | 2022 Restated <i>(Note 3)</i> |
|--|------------|-------------------------------------|
| Cash provided by (used in): | | |
| Operations: | | |
| Annual surplus | \$ 28,413 | \$ 26,266 |
| Items not involving cash | | |
| Amortization of tangible capital assets | 47,722 | 47,770 |
| Revenue recognized from deferred capital contributions | (27,015) | (27,802) |
| Change in employee future benefits | (8,435) | (8,597) |
| Change in investments in government business enterprises | 5,166 | 85 |
| Unrealized remeasurement gains on foreign exchange | 728 | 349 |
| Loss on disposal of capital assets | - | 1,003 |
| Transfer of tangible capital assets to investment in government business enterprises | 3,948 | - |
| Accretion expense | 1,482 | 1,437 |
| Changes in non-cash operating working capital: | | |
| (Increase) decrease in accounts receivable | (1,775) | 3,209 |
| (Increase) decrease in loans receivable | (9,099) | 55 |
| Increase in inventories | (253) | (403) |
| (Increase) decrease in prepaid expenses | (4,624) | 2,626 |
| Increase in accounts payable and accrued liabilities | 3,993 | 7,034 |
| Increase in due to/from government organizations | (12,408) | (6,455) |
| (Decrease) increase in deferred revenue | (1,705) | 5,283 |
| (Decrease) increase in deferred contributions | (17,332) | 14,849 |
| Net change from operating activities | 8,806 | 66,709 |
| Capital activities: | | |
| Acquisition of tangible capital assets | (109,820) | (135,843) |
| Net change from capital activities | (109,820) | (135,843) |
| Investing activities: | | |
| Net sale of portfolio investments | 48,887 | 24,095 |
| Net acquisition of restricted endowment investments | (17,907) | (25,462) |
| Net change from investing activities | 30,980 | (1,367) |
| Financing activities: | | |
| Proceeds of debt | 75,326 | 35,355 |
| Repayment of debt | (106,684) | (2,266) |
| Receipt of deferred capital contributions | 85,249 | 33,176 |
| Net change from financing activities | 53,891 | 66,265 |
| Net change in cash and cash equivalents | (16,143) | (4,236) |
| Cash and cash equivalents, beginning of year | 162,900 | 167,136 |
| Cash and cash equivalents, end of year | \$ 146,757 | \$ 162,900 |



UNIVERSITY OF VICTORIA

Notes to Consolidated Financial Statements

Year ended March 31, 2023

(tabular figures in thousands of dollars)

1. Authority and purpose

The University of Victoria (the “University”) operates under the authority of the *University Act* of British Columbia. The University is a not-for-profit entity governed by a 15 member Board of Governors, eight of whom are appointed by the government of British Columbia including two on the recommendation of the Alumni Association. The University is a registered charity and is exempt from income taxes under section 149 of the *Income Tax Act*.

2. Summary of significant accounting policies

The consolidated financial statements of the University are prepared by management in accordance with the basis of accounting described below. Significant accounting policies of the University are as follows:

(a) Basis of accounting

The consolidated financial statements have been prepared in accordance with Section 23.1 of the *Budget Transparency and Accountability Act* of the Province of British Columbia supplemented by Regulations 257/2010 and 198/2011 issued by the Province of British Columbia Treasury Board.

The *Budget Transparency and Accountability Act* requires that the consolidated financial statements be prepared in accordance with the set of standards and guidelines that comprise generally accepted accounting principles for senior governments in Canada, or if the Treasury Board makes a regulation, the set of standards and guidelines that comprise generally accepted accounting principles for senior governments in Canada as modified by the alternate standard or guideline or part thereof adopted in the regulation.

Regulation 257/2010 requires all taxpayer supported organizations in the Schools, Universities, Colleges and Hospitals sectors to adopt Canadian public sector accounting standards without any PS4200 elections related to not-for-profit accounting standards.

Regulation 198/2011 requires that restricted contributions received or receivable are to be reported as revenue depending on the nature of the restrictions on the use of the funds as follows:

- Contributions for the purposes of acquiring or developing a depreciable tangible capital asset or contributions in the form of a depreciable tangible capital asset are to be deferred and recognized in revenue at the same rate that amortization of the related tangible capital asset is recorded.
- Contributions restricted for specific purposes other than those for the acquisition or development of a depreciable tangible capital asset are recorded as deferred contributions and recognized in revenue in the period in which the stipulation or restriction on the contributions have been met.

For British Columbia taxpayer supported organizations, these contributions include government transfers and externally restricted contributions.



UNIVERSITY OF VICTORIA
Notes to Consolidated Financial Statements

Year ended March 31, 2023

(tabular figures in thousands of dollars)

2. Summary of significant accounting policies (continued)

(a) Basis of accounting (continued)

The accounting policy requirements under Regulation 198/2011 are significantly different from the requirements of Canadian public sector accounting standards which requires that:

- government transfers, which do not contain a stipulation that creates a liability, be recognized as revenue by the recipient when approved by the transferor and the eligibility criteria have been met in accordance with public sector accounting standard PS3410; and
- externally restricted contributions be recognized as revenue in the period in which the resources are used for the purpose or purposes specified in accordance with public sector accounting standard PS3100.

As a result, revenue recognized in the consolidated statement of operations and accumulated surplus and certain related deferred capital contributions would be recorded differently under Canadian public sector accounting standards.

(b) Basis of consolidation

(i) Consolidated entities

The consolidated financial statements reflect the assets, liabilities, revenues, and expenses of organizations which are controlled by the University. Controlled organizations are consolidated except for government business enterprises which are accounted for by the modified equity method. Inter-organizational transactions, balances, and activities have been eliminated on consolidation.

The following organizations are controlled by the University and fully consolidated in these financial statements:

- UVic Industry Partnerships (formerly University of Victoria Innovation and Development Corporation) which facilitates research partnerships between the private sector and the University.
- University of Victoria Properties Investments Inc. which manages the University's real estate holdings including the Vancouver Island Technology Park Trust.
- Ocean Networks Canada Society which manages the University's VENUS and NEPTUNE ocean observatories.
- Pacific Climate Impacts Consortium which stimulates collaboration to produce climate information for education, policy and decision making.



UNIVERSITY OF VICTORIA

Notes to Consolidated Financial Statements

Year ended March 31, 2023

(tabular figures in thousands of dollars)

2. Summary of significant accounting policies (continued)

(b) Basis of consolidation (continued)

(i) Consolidated entities (continued)

- University of Victoria Foundation, the Foundation for the University of Victoria, and the U.S. Foundation for the University of Victoria which encourage the financial support of the University and administer the University's endowment funds.
- Byron Price & Associates Ltd. which holds land in North Saanich.

(ii) Investment in government business enterprises

Government business enterprises are accounted for by the modified equity method. Under this method, the University's investment in the business enterprise and its net income and other changes in equity are recorded. No adjustment is made to conform the accounting policies of the government business enterprise to those of the University other than if other comprehensive income exists, it is accounted for as an adjustment to accumulated surplus (deficit). Inter-organizational transactions and balances have not been eliminated, except for any profit or loss on transactions between entities of assets that remain within the entities controlled by the University.

The following organizations are controlled by the University and consolidated in these financial statements using the modified equity basis:

- Heritage Realty Properties Ltd. which manages the property rental and downtown hotel and brew-pub operation donated by the late Michael C. Williams.
- Vancouver Island Technology Park Trust which provides leased space to high-technology companies on Vancouver Island.
- GSB Executive Education Inc. provides executive training and other non-credit education.

(iii) Investment in government partnerships

Government partnerships that are business partnerships are accounted for by the modified equity method. Accounting policies of the business partnership are not conformed to those of the partners before the equity pick-up. The University is not party to any government business partnerships.

Government partnerships that are not wholly controlled business partnerships are accounted for under the proportionate consolidation method. The University accounts for its share of the partnership on a line by line basis on the financial statements and eliminates any inter-organizational transactions and balances. Accounting policies of the partnership, which is not a business partnership, are conformed to those of the University before it is proportionately consolidated.



UNIVERSITY OF VICTORIA
Notes to Consolidated Financial Statements

Year ended March 31, 2023

(tabular figures in thousands of dollars)

2. Summary of significant accounting policies (continued)

(b) Basis of consolidation (continued)

(iii) Investment in government partnerships (continued)

The following organization is a government partnerships and is proportionately consolidated in these financial statements:

- Western Canadian Universities Marine Sciences Society (WCUMSS) which operates a marine research facility at Bamfield on the west coast of Vancouver Island. These financial statements include the University's 20% interest.

(iv) Trusts under administration

Trusts administered by the University are not consolidated in the financial statements as the assets are not held for the benefit of the University.

(v) Funds held in trust

Funds held in trust by the University as directed by agreement or statute for certain beneficiaries are not included in the University's consolidated financial statements.

(c) Cash and cash equivalents

Cash and cash equivalents include highly liquid investments readily convertible to known amounts of cash and subject to insignificant risk of changes in value. They are held for the purpose of meeting short-term cash commitments rather than investing.

(d) Loans receivable

Loans receivable are recorded at amortized cost. Interest is accrued on loans receivable to the extent it is deemed collectable.

(e) Financial instruments

Financial instruments are classified into two categories: fair value or cost.

(i) Fair value category

Portfolio instruments that are quoted in an active market and derivative instruments are reflected at fair value as at the reporting date. Other financial instruments designated to be recorded at fair value are endowment and portfolio investments. Transaction costs related to the acquisition of investments are recorded as an expense. Sales and purchases of investments are recorded at trade date.



UNIVERSITY OF VICTORIA

Notes to Consolidated Financial Statements

Year ended March 31, 2023

(tabular figures in thousands of dollars)

2. Summary of significant accounting policies (continued)

(e) Financial instruments (continued)

(i) Fair value category (continued)

Unrealized gains and losses on financial assets are recognized in the consolidated statement of remeasurement gains and losses until such time that the financial asset is derecognized due to disposal or impairment. At the time of derecognition, the related realized gains and losses are recognized in the consolidated statement of operations and accumulated surplus and related balances reversed from the consolidated statement of remeasurement gains and losses. Unrealized gains and losses in endowment investments, where earnings are restricted as to use, are recorded as deferred contributions and recognized in revenue when disposed and when related expenses are incurred. Restricted unrealized gains spent to meet current year endowment expenses or capitalization transfers are recorded in the consolidated statement of remeasurement gains and losses. Canadian public sector accounting standards require an organization to classify fair value measurements using a fair value hierarchy, which includes three levels of information that may be used to measure fair value:

- Level 1 – Unadjusted quoted market prices in an active market for identical assets or liabilities;
- Level 2 – Observable or corroborated inputs, other than level 1, such as quoted prices for similar assets or liabilities in active markets or market data for substantially the full term of the assets or liabilities; and
- Level 3 – Unobservable inputs that are supported by little or no market activity and that are significant to the fair value of the assets and liabilities.

(ii) Cost category

Gains and losses are recognized in the consolidated statement of operations and accumulated surplus when the financial asset is derecognized due to disposal or impairment and the gains and losses are recognized at amortized cost using the effective interest method; accounts payable and accrued liabilities and debt are measured at amortized cost using the effective interest method.

The underwriting discount along with consulting fees relating to the debenture issuances are capitalized and amortized to match the term of the long-term debenture. Amortization is calculated based on the effective interest rate method.

(f) Short-term investments

Short-term investments are comprised of money market securities and other investments with maturities that are capable of prompt liquidation. Short-term investments are cashable on demand and are recorded at cost based on the transaction price on the trade date. All interest income, gains and losses are recognized in the period in which they arise.



UNIVERSITY OF VICTORIA
Notes to Consolidated Financial Statements

Year ended March 31, 2023

(tabular figures in thousands of dollars)

2. Summary of significant accounting policies (continued)

(g) Inventories for resale

Inventories held for resale, including books, merchandise and food are recorded at the lower of cost or net realizable value. Cost includes the original purchase cost, plus shipping and applicable duties. Net realizable value is the estimated selling price less any costs to sell.

(h) Asset retirement obligations

An asset retirement obligation (“ARO”) is recognized when, as at the financial reporting date, all of the following criteria are met:

- There is a legal obligation to incur retirement costs in relation to a tangible capital asset
- The past transaction or event giving rise to the liability has occurred
- It is expected that future economic benefits will be given up; and
- A reasonable estimate of the amount can be made

Certain buildings owned by the University contain asbestos and other hazardous materials. The ARO liability for the removal of asbestos and other hazardous materials in buildings owned by the University has been recognized based on the estimated future expenses to remediate the buildings.

Under the modified retrospective method, the assumptions used on initial recognition are those as of the date of adoption of the standard. Assumptions used in the subsequent calculations are revised annually. When the amount and timing of future cash flows of a remediation or demolition of a project are known, the liability is discounted using a present value calculation, and adjusted yearly for accretion expense up to the time the project commences.

The recognition of the ARO liability resulted in an accompanying increase to the respective tangible capital assets. The increase in building assets is being amortized in accordance with the amortization accounting policy outlined in Note 2(i)(i).

(i) Non-financial assets

Non-financial assets are not available to discharge existing liabilities and are held for use in the provision of services. They have useful lives extending beyond the current year and are not intended for sale in the ordinary course of operations.

(i) Tangible capital assets

Tangible capital assets are recorded at cost, which includes amounts that are directly attributable to acquisition, construction, development or betterment of the asset. Interest is capitalized during construction whenever external debt is issued to finance the construction of tangible capital assets.



UNIVERSITY OF VICTORIA
Notes to Consolidated Financial Statements

Year ended March 31, 2023

(tabular figures in thousands of dollars)

2. Summary of significant accounting policies (continued)

(i) Non-financial assets (continued)

(i) Tangible capital assets (continued)

The cost, less residual value of the tangible capital assets, are amortized on a straight line basis over their estimated useful lives. Land is not amortized as it is deemed to have a permanent value.

| Asset | Straight line Rate |
|-----------------------|---------------------------|
| Buildings - Concrete | 50 years |
| Buildings - Woodframe | 30 years |
| Buildings - Heritage | 35 years |
| Site Improvements | 30 years |
| Equipment - Computing | 3 years |
| Equipment - Other | 8 years |
| Information Systems | 8 years |
| Furnishings | 8 years |
| Library Holdings | 10 years |
| Ships/Vessels | 25 years |

Donated assets are recorded at fair value at the date of donation. In unusual circumstances where fair value cannot be reasonably determined, the tangible capital asset would be recorded at a nominal value.

Assets under construction are not amortized until the asset is available for productive use.

Tangible capital assets are written down when conditions indicate that they no longer contribute to the University's ability to provide goods and services, or when the value of future economic benefits associated with the tangible capital assets are less than their net book value.

(ii) Works of art and historic assets

Works of art and historic assets are not recorded as assets in these financial statements.

(iii) Leased capital assets

Leases which transfer substantially all of the benefits and risks incidental to ownership of property are accounted for as leased tangible capital assets. All other leases are accounted for as operating leases and the related payments are charged to expenses as incurred.



UNIVERSITY OF VICTORIA
Notes to Consolidated Financial Statements

Year ended March 31, 2023

(tabular figures in thousands of dollars)

2. Summary of significant accounting policies (continued)

(i) Non-financial assets (continued)

(iv) Inventories held for use

Inventories held for use are recorded at the lower of cost and replacement cost.

(j) Employee future benefits

The costs of pension and other future employee benefits are recognized on an accrual basis over the working lives of employees as detailed in Note 9.

(k) Revenue recognition

Tuition and student fees and sales of goods and services are reported as revenue at the time the services are provided or the products are delivered, and collection is reasonably assured.

Unrestricted donations and grants are recorded as revenue when receivable if the amounts can be estimated and collection is reasonably assured.

Restricted donations and grants are reported as revenue depending on the nature of the restrictions on the use of the funds by the contributors as follows:

- (i) Contributions for the purpose of acquiring or developing a depreciable tangible capital asset or in the form of a depreciable tangible capital asset, in each case for use in providing services are recorded and referred to as deferred capital contributions and recognized in revenue at the same rate that amortization of the tangible capital asset is recorded. The reduction of the deferred capital contributions and the recognition of the revenue are accounted for in the fiscal period during which the tangible capital asset is used to provide services.
- (ii) Contributions restricted for specific purposes other than for those to be held in perpetuity or the acquisition or development of a depreciable tangible capital asset are recorded as deferred contributions and recognized in revenue in the year in which the stipulation or restriction on the contribution have been met.
- (iii) Contributions restricted to be retained in perpetuity, allowing only the investment income earned thereon to be spent are recorded as restricted endowment contributions in the statement of operations and accumulated surplus for the portion to be held in perpetuity and as deferred contributions for any restricted investment income earned thereon.

Investment income includes interest recorded on an accrual basis and dividends recorded as declared, realized gains and losses on the sale of investments, and writedowns on investments where the loss in value is determined to be other-than-temporary.



UNIVERSITY OF VICTORIA
Notes to Consolidated Financial Statements

Year ended March 31, 2023

(tabular figures in thousands of dollars)

2. Summary of significant accounting policies (continued)

(l) Pledges, gifts-in-kind and contributed services

Pledges from donors are recorded when payment is received by the University or the transfer of property is completed since their ultimate collection cannot be reasonably assured until that time. Gifts-in-kind include securities and equipment which are recorded in the financial statements at their fair market value at the time of donation. The value of contributed services is not determinable and is not recorded in the financial statements.

(m) Use of estimates

Preparation of the financial statements in accordance with Canadian public sector accounting standards requires management to make estimates and assumptions. These estimates and assumptions affect the reported amounts of assets, liabilities, and related disclosures. Key areas where management has made estimates and assumptions include those related to the amortization period of tangible capital assets, asset retirement obligations, valuation allowances for receivables and inventories, the valuation of financial instruments and assets and obligations related to employee future benefits. Where actual results differ from these estimates and assumptions, the impact will be recorded in future periods when the difference becomes known.

(n) Foreign currency translation

Transactions in foreign currencies are translated into Canadian dollars at the exchange rate in effect on the transaction date. Monetary assets and liabilities denominated in foreign currencies and non-monetary assets and liabilities which were designated in the fair value category under the financial instrument standard are reflected in the financial statements in equivalent Canadian dollars at the exchange rate in effect on the statement of financial position date. Any gain or loss resulting from a change in rates between the transaction date and the settlement date or statement of financial position date is recognized in the consolidated statement of remeasurement gains and losses. In the period of settlement, any exchange gain or loss is reversed out of the consolidated statement of remeasurement gains and losses, and reflected in the consolidated statement of operations and accumulated surplus.

(o) Functional classification of expenses

Expenses on the consolidated statement of operations and accumulated surplus have been classified based on functional lines of service provided by the University. The outline of services provided by each function is as follows:

- (i) Instruction and non-sponsored research - This function includes expenses related to all direct educational delivery within the institution. This would include credit and non-credit courses, diploma, certificate and degree granting programs; continuing education; developmental education and on-line delivery. Costs associated with this function include the Deans, Directors and Chairs; instructional administration; and support staff and support costs related to these activities. Non-sponsored research is research activity funded by the university and includes faculty research start-ups; the Office of the Vice President of Research and Innovation and associated research projects; and research centres.



UNIVERSITY OF VICTORIA

Notes to Consolidated Financial Statements

Year ended March 31, 2023

(tabular figures in thousands of dollars)

2. Summary of significant accounting policies (continued)

- (o) Functional classification of expenses (continued)
 - (ii) Academic and student support - This function includes activities that directly support the academic functions of the University as well as centralized functions that support individual students or groups of students. These include: libraries; records and admissions; scheduling; student service administration; student recruitment; co-op programing; counseling and career services; financial aid administration; scholarships and bursaries; student social development and recreation; Office of Indigenous Affairs; student computer labs. Also included are costs associated with Ancillary Operations (including interest and amortization) such as the bookstore and regalia; residence housing, food, conference and child care services.
 - (iii) Administrative support and general expenses - This function includes activities that support the institution as a whole such as the Office of the President; the University Secretary and the Board of Governors; finance and financial operations; internal audit; budget and planning; human resources; general counsel; institutional research; and a portion of informational technology and telecommunications.
 - (iv) Facility operations and maintenance - This function includes the operations and maintenance of the physical plant and plant equipment for all institutional activities; capital asset amortization expense for building, site and plant equipment; accretion expense on asset retirement obligations; utilities; facilities administration; custodial services; landscaping and grounds keeping; major repairs and renovations; security services and capital-related interest. This function also includes the ancillary operations of parking services and the University of Victoria Broad St. properties; Heritage Realty Properties Ltd.; and University of Victoria Properties Investments Inc.
 - (v) Sponsored research - This function includes research activities specifically funded by contracts with and/or grants from external organizations and undertaken within the institution to produce research outcomes. Also included are joint ventures such as WCUMSS and subsidiaries such as the Pacific Climate Impacts Consortium and Ocean Networks Canada Society, solely incorporated for sponsored research.
 - (vi) External engagement - This function includes all activities provided in support of ongoing external relations. These activities include advancement and development (fundraising); alumni relations; community and government relations; corporate relations; marketing and communications; ceremonies; and art galleries.
- (p) Budget figures

Budget figures have been provided for comparative purposes. The budget was approved by the Board of Governors of the University on October 4, 2022 and provided to the Province. The budget is reflected in the statement of operations and accumulated surplus and the statement of changes in net debt.



UNIVERSITY OF VICTORIA

Notes to Consolidated Financial Statements

Year ended March 31, 2023

(tabular figures in thousands of dollars)

3. Adoption of new accounting standard

On April 1, 2021, the University adopted Canadian Public Sector Accounting Standard PS 3280, *Asset Retirement Obligations*. The new accounting standard addresses the reporting of legal obligations associated with the retirement of certain tangible capital assets, such as asbestos removal in retired buildings by public sector entities. The standard was adopted on the modified retrospective basis at the date of adoption.

On April 1, 2021, the University recognized asset retirement obligations relating to buildings owned by the University containing asbestos and other hazardous materials. The buildings have been built or acquired over time, dating as far back as 1940. The ARO liabilities have been estimated using the expected date of retirement of each building, discounted back to the date the standard was adopted. Many of the University's buildings are still in productive use despite being past their estimated useful lives for accounting purposes. When the timing of future remediation and associated costs are known, the ARO liability is adjusted accordingly by escalating and discounting the future cost of approved remediation projects.

In accordance with the provisions of the new standard, the University reflected the following adjustments as at and for the year ended March 31, 2022 as follows:

| | As previously stated | Adjustment | As restated |
|---|-------------------------|------------|-------------|
| Consolidated Statement of Financial Position | | | |
| Asset retirement obligations | \$ - | \$ 47,347 | \$ 47,347 |
| Tangible capital assets | 912,142 | 6,004 | 918,146 |
| Accumulated surplus - Invested in tangible capital assets | 331,004 | (41,343) | 289,661 |
| Consolidated Statement of Operations and Accumulated Surplus | | | |
| Expenses - Facility operations and maintenance | 55,894 | 1,754 | 57,648 |
| Annual operating surplus | 2,558 | (1,754) | 804 |
| Accumulated operating surplus, beginning of year | 891,082 | (39,589) | 851,493 |
| Accumulated operating surplus, end of year | 919,102 | (41,343) | 877,759 |
| Consolidated Statement of Changes in Net Debt | | | |
| Annual surplus | 28,020 | (1,754) | 26,266 |
| Amortization of tangible capital assets | 47,453 | 317 | 47,770 |
| Net debt, beginning of year | (320,426) | (45,910) | (366,336) |
| Net debt, end of year | (405,133) | (47,347) | (452,480) |
| Consolidated Statement of Cash Flows | | | |
| Annual surplus | 28,020 | (1,754) | 26,266 |
| Amortization of tangible capital assets | 47,453 | 317 | 47,770 |
| Accretion expense | - | 1,437 | 1,437 |



UNIVERSITY OF VICTORIA
Notes to Consolidated Financial Statements

Year ended March 31, 2023

(tabular figures in thousands of dollars)

3. Adoption of new accounting standard (continued)

| | As previously stated | Adjustment | As restated |
|--------------------------------------|-------------------------|------------|-------------|
| Note 17 –Tangible Capital Assets | | | |
| Cost – Buildings | 1,061,195 | 16,580 | 1,077,775 |
| Accumulated amortization – Buildings | 308,775 | 10,576 | 319,351 |
| Net book value – Buildings | 752,420 | 6,004 | 758,424 |
| Note 19 – Accumulated Surplus | | | |
| Invested in tangible capital assets | 331,004 | (41,343) | 289,661 |
| Note 24 – Expenses by object | | | |
| Supplies and services | 84,024 | 1,437 | 85,461 |
| Amortization expense | 47,453 | 317 | 47,770 |



UNIVERSITY OF VICTORIA
Notes to Consolidated Financial Statements

Year ended March 31, 2023

(tabular figures in thousands of dollars)

4. Cash and cash equivalents

| | 2023 | 2022 |
|------------------------|------------|------------|
| Cash | \$ 10,144 | \$ 16,736 |
| Short-term investments | 136,613 | 146,164 |
| | \$ 146,757 | \$ 162,900 |

5. Accounts receivable

| | 2023 | 2022 |
|---------------------------------------|-----------|-----------|
| Revenues receivable | \$ 19,270 | \$ 17,701 |
| Accrued interest receivable | 642 | 665 |
| Less: provision for doubtful accounts | (4,219) | (4,448) |
| | \$ 15,693 | \$ 13,918 |

6. Due from governments

| | 2023 | 2022 |
|-----------------------|-----------|-----------|
| Federal government | \$ 17,817 | \$ 16,831 |
| Provincial government | 14,266 | 2,186 |
| Other | 189 | 267 |
| | \$ 32,272 | \$ 19,284 |



UNIVERSITY OF VICTORIA
Notes to Consolidated Financial Statements

Year ended March 31, 2023

(tabular figures in thousands of dollars)

7. Financial instruments

Financial assets and liabilities recorded at fair value are comprised of the following:

(a) Portfolio investments

| | | Fair Value Hierarchy | 2023 | 2022 |
|--|---------|----------------------|------------|------------|
| Portfolio investments carried at fair value: | | | | |
| Various pooled bond and mortgage funds | Level 1 | | \$ 131,741 | \$ 173,818 |
| Canadian equities | Level 1 | | 1,867 | 1,982 |
| Global equities | Level 1 | | 51,078 | 58,160 |
| Bonds | Level 2 | | - | 2,936 |
| Infrastructure, real estate and private equity | Level 3 | | 24,206 | 20,697 |
| | | | 208,892 | 257,593 |
| Portfolio investments at cost which approximates fair value: | | | | |
| Cash | | | 767 | 581 |
| Other | | | 210 | 377 |
| Total portfolio investments | | | \$ 209,869 | \$ 258,551 |

(b) Restricted endowment investments

| | | Fair Value Hierarchy | 2023 | 2022 |
|---|---------|----------------------|------------|------------|
| Restricted endowment investments carried at fair value: | | | | |
| Various pooled bond and mortgage funds | Level 1 | | \$ 104,915 | \$ 111,706 |
| Global equities | Level 1 | | 235,945 | 227,172 |
| Infrastructure and real estate | Level 3 | | 91,829 | 77,173 |
| | | | 432,689 | 416,051 |
| Restricted endowment investments at cost which approximates fair value: | | | | |
| Cash | | | 3,455 | 2,186 |
| Total restricted endowment investments | | | \$ 436,144 | \$ 418,237 |



UNIVERSITY OF VICTORIA
Notes to Consolidated Financial Statements

Year ended March 31, 2023

(tabular figures in thousands of dollars)

7. Financial instruments (continued)

(c) Derivatives (See note 15 for breakdown of debt related to derivatives):

| | Fair Value Hierarchy | 2023 | 2022 |
|--|----------------------|-----------------|------------------|
| Derivatives - interest rate swaps on debt quoted at fair value: | | | |
| Province of BC floating interest rate fixed at 1.86%, settled in 2023, unsecured | Level 2 | \$ - | \$ 22,235 |
| Province of BC floating interest rate fixed at 1.90%, commencing 2024 through 2054, unsecured | Level 2 | 4,960 | 3,783 |
| Royal Bank of Canada floating interest rate fixed at 5.38%, through an interest rate swap due in 2025, unsecured | Level 2 | (15) | (141) |
| BC Immigrant Investment Fund floating interest rate fixed at 3.56%, commencing 2024 through 2034, unsecured | Level 2 | (52) | (69) |
| Total derivatives | | \$ 4,893 | \$ 25,808 |

8. Loans receivable

| | 2023 | 2022 |
|--|------------------|------------------|
| Various employees | | |
| Electric bike loans to employees, interest free for 1-2 years, no renewal option, unsecured | \$ 128 | \$ - |
| Various faculty and senior administrators | | |
| Home relocation loans, interest free for 5 years with option for further renewal unless employment ceases, secured by second mortgages | 5,745 | 4,464 |
| Heritage Realty Properties Ltd. | | |
| Promissory note receivable, interest at Royal Bank Prime + 2.0%, due March 31, 2026, secured by an unregistered equitable mortgage | 10,634 | 10,634 |
| Vancouver Island Technology Park Trust loans receivable | | |
| Promissory note, secured by an unregistered equitable mortgage | 8,648 | - |
| Interest at 5.13%, due April 2030, unsecured | 6,741 | 7,510 |
| Interest at 6.13%, due April 2030, unsecured | 1,698 | 1,887 |
| | \$ 33,594 | \$ 24,495 |



UNIVERSITY OF VICTORIA

Notes to Consolidated Financial Statements

Year ended March 31, 2023

(tabular figures in thousands of dollars)

9. Employee future benefits

Employee future benefits arise in connection with the University's group life insurance and accumulated sick leave plans. The University also maintains pension plans, and other retirement and supplementary benefit arrangements for substantially all of its continuing employees.

Summary of employee future benefit assets:

| | | 2023 | 2022 |
|----------------------------------|-----------------|-------------|-------------|
| Staff pension plan | (Note 9(a)(ii)) | \$ (44,751) | \$ (37,049) |
| Supplemental pension obligations | (Note 9(a)(i)) | 8,547 | 9,043 |
| Special accumulated sick leave | (Note 9(b)) | 2,565 | 2,806 |
| Basic group life insurance plan | | 901 | 897 |
| | | \$ (32,738) | \$ (24,303) |

(a) Pension benefits

(i) Combination plan

The pension fund for full-time continuing faculty and administrative and academic professional staff is referred to as the Combination Plan. The plan's benefits are derived primarily from defined contributions with a defined benefit minimum. The plan has been accounted for as a defined contribution plan. The employees make contributions equal to 4.00% of salary up to the year's maximum pensionable earnings ("YMPE") plus 6.00% of salary in excess of the YMPE. The University makes contributions equal to 6.37% of salary up to the YMPE plus 8.00% of salary in excess of the YMPE. The university also contributes 4.00% of salary to fund the defined benefit minimum. The latest actuarial valuation for funding purposes as at December 31, 2021 showed that the accrued formula pension benefit liabilities of the Combination Plan were fully funded. The next valuation will be as at December 31, 2024 and is expected to be completed in September 2025. A solely defined contribution plan is available for part-time faculty and administrative and academic professional staff who meet certain eligibility criteria. The University has made contributions to these two plans during the year of \$26,769,000 (2022 - \$25,885,000) and recorded them as a pension expense.

The University provides supplemental pensions in excess of those provided under registered plans. They are fully funded out of the general assets of the University. The accrued liabilities of these arrangements total \$8,547,000 as at March 31, 2023 (2022 - \$9,043,000). The University paid supplemental benefits of \$171,000 in the year (2022 - \$397,000) and recorded employee benefit expense of \$406,000 (2022 - \$324,000).



UNIVERSITY OF VICTORIA
Notes to Consolidated Financial Statements

Year ended March 31, 2023

(tabular figures in thousands of dollars)

9. Employee future benefits (continued)

(a) Pension benefits (continued)

(ii) Staff plan

The Staff Pension Plan (the "Plan") is a contributory defined benefit pension plan made available to regular staff employees that are eligible to join the Plan. The Plan provides pensions based on credited service and final average salary. Based on membership data as at the last actuarial valuation as at December 31, 2019, the average age of the 1,190 active employees covered by the Plan is 48.1. In addition, there are 618 former employees who are entitled to deferred pension benefits averaging \$279 per month. At December 31, 2019, there were 857 pensioners receiving an average monthly pension of \$1,000. The employees make contributions equal to 4.86% of salary that does not exceed the YMPE plus 6.61% of salary in excess of the YMPE. A separate pension fund is maintained. The University makes contributions to the plan in line with recommendations contained in the actuarial valuation. Though the University and the employees both contribute to the pension fund, the University retains the full risk of the accrued benefit obligation. The pension fund assets are invested primarily in Universe bonds and equities.

The University has made contributions to the Plan during the year of \$6,110,000 (2022 – \$6,350,000). The Plan paid benefits in the year of \$15,776,000 (2022 – \$14,204,000).

The pension asset at March 31 includes the following components:

| | 2023 | 2022 |
|--------------------------------------|--------------------|--------------------|
| Accrued benefit obligation | \$ 273,303 | \$ 266,223 |
| Pension fund assets | (315,459) | (324,743) |
| | (42,156) | (58,520) |
| Unamortized actuarial (gains)/losses | (2,595) | 21,471 |
| Net asset | \$ (44,751) | \$ (37,049) |

Actuarial valuations are performed triennially using the projected benefit prorated method. The latest triennial actuarial valuation completed as at December 31, 2019 reported a going concern surplus and a solvency deficiency (i.e. if the plan were to be wound up on that date) of \$87,417,000. The next required valuation will be as at December 31, 2022, which will be completed in the summer of 2023. The *Pension Benefits Standards Act* of British Columbia requires minimum annual contributions or the use of letters of credit to fund a portion of the solvency deficiency. The University has chosen to arrange a letter of credit in the amount of \$30.0 million at March 31, 2023 (2022 – \$29.2 million) to satisfy the contribution requirements through 2023.



UNIVERSITY OF VICTORIA
Notes to Consolidated Financial Statements

Year ended March 31, 2023

(tabular figures in thousands of dollars)

9. Employee future benefits (continued)

(a) Pension benefits (continued)

(ii) Staff plan (continued)

This letter of credit will be reassessed in conjunction with the next plan valuation and updated solvency funding level. The accrued benefit obligation shown for 2023 is based on an extrapolation of that 2019 valuation. There is an unamortized gain to be amortized on a straight-line basis over the expected average remaining service life of the related employee group (9 years).

The actuarial valuation was based on a number of assumptions about future events, such as inflation rates, interest rates, wage and salary increases and employee turnover and mortality. The assumptions used reflect the University's best estimates. The expected inflation rate is 2%. The discount rate used to determine the accrued benefit obligation is 5.7%. Pension fund assets are valued at market value as at March 31, 2023.

The expected rate of return on pension fund assets is 5.7%. The actual rate of return on Plan assets in 2023 was a loss of 0.9%. The total expenses related to pensions for the fiscal year ending, include the following components:

| | 2023 | 2022 |
|---|-----------------|-------------------|
| Current period benefit cost | \$ 8,395 | \$ 8,647 |
| Amortization of actuarial gains | (3,572) | (4,838) |
| | 4,823 | 3,809 |
| Less: Employee contributions | (2,367) | (2,437) |
| Pension benefit expense | 2,456 | 1,372 |
| Interest cost on the average accrued benefit obligation | 15,117 | 14,642 |
| Expected return on average pension plan assets | (18,308) | (18,233) |
| Pension interest income | (3,191) | (3,591) |
| Total pension income | \$ (735) | \$ (2,219) |

The Supplementary Retirement Benefit Account is a separate fund available to provide pensioners over the age of 65 with supplemental indexing against inflation beyond that provided by the basic plan above. It is accounted for as a defined contribution plan, with University contributions during the year of \$124,000 (2022 – \$129,000).



UNIVERSITY OF VICTORIA

Notes to Consolidated Financial Statements

Year ended March 31, 2023

(tabular figures in thousands of dollars)

9. Employee future benefits (continued)

(b) Special accumulated sick leave benefit liability

Certain unionized employees of the University are entitled to a special vested sick leave benefit in accordance with the terms and conditions of their collective agreements. Employees who accumulate and maintain a minimum balance of regular sick leave may opt to transfer sick days into this special accumulating and vested benefit. The University recognizes a liability and an expense as days are transferred into this benefit. At March 31, 2023 the balance of this special accumulated sick leave was \$2,565,000 (2022 – \$2,806,000).

(c) Other long-term disability plan

An insured long-term disability plan funded entirely by the University was commenced for other staff on July 1, 2000. The University contribution for the year ending March 31, 2023 was \$1,291,000 (2022 – \$1,308,000).

10. Investments in government business enterprises

The University controls three profit-oriented subsidiaries which are recorded using the modified equity method of accounting. The three entities are Heritage Realty Properties Ltd., Vancouver Island Technology Park Trust and GSB Executive Education Inc.

Change in equity in government business enterprises:

| | 2023 | 2022 |
|--|-----------------|-----------------|
| Equity at beginning of year | \$ 1,087 | \$ 1,565 |
| Dividends/distributions paid | (396) | (1,002) |
| Net earnings (loss) | (48) | 524 |
| Equity at end of year | 643 | 1,087 |
| Dividends/distributions payable | 7,360 | 7,449 |
| Eliminate gain on property transfer | (4,633) | - |
| Investment in government business enterprises | \$ 3,370 | \$ 8,536 |

Condensed financial information of these government business enterprises are as follows:

Consolidated Statement of Financial Position

| | 2023 | 2022 |
|-------------|-----------|-----------|
| Assets | \$ 44,008 | \$ 36,298 |
| Liabilities | (43,365) | (35,211) |
| Equity | \$ 643 | \$ 1,087 |



UNIVERSITY OF VICTORIA
Notes to Consolidated Financial Statements

Year ended March 31, 2023

(tabular figures in thousands of dollars)

10. Investments in government business enterprises (continued)

Consolidated Statement of Operations

| | 2023 | 2022 |
|---------------------------------------|----------------|---------------|
| Revenue | \$ 15,392 | \$ 17,833 |
| Expenses | (15,440) | (17,309) |
| Surplus (deficit) for the year | \$ (48) | \$ 524 |

11. Investments in government partnerships

The University is one of five university members of the Western Canadian Universities Marine Sciences Society (WCUMSS) for marine field research. The University provided a grant to the Society in 2023 of \$273,400 (2022 – \$273,400). WCUMSS financial results are proportionately consolidated with those of the University based upon the University's share of its total contributions of 20% (2022 – 20%).

The proportionate amounts included in these consolidated financial statements are as follows:

Consolidated Statement of Financial Position

| | 2023 | 2022 |
|----------------------------|-----------------|-----------------|
| Financial assets | \$ 268 | \$ 359 |
| Liabilities | (354) | (375) |
| Net assets | (86) | (16) |
| Non-financial assets | 1,312 | 1,320 |
| Accumulated surplus | \$ 1,226 | \$ 1,304 |

Consolidated Statement of Operations

| | 2023 | 2022 |
|-----------------------------|-----------------|-------------------|
| Revenue | \$ 722 | \$ 301 |
| Expenses | (867) | (2,002) |
| Deficit for the year | \$ (145) | \$ (1,701) |



UNIVERSITY OF VICTORIA
Notes to Consolidated Financial Statements

Year ended March 31, 2023

(tabular figures in thousands of dollars)

12. Accounts payable and accrued liabilities

| | 2023 | 2022 |
|--|-----------|-----------|
| Accounts payable and accrued liabilities | \$ 28,755 | \$ 35,237 |
| Salaries and benefits payable | 17,088 | 6,496 |
| Accrued vacation pay | 12,894 | 13,011 |
| | \$ 58,737 | \$ 54,744 |



UNIVERSITY OF VICTORIA
Notes to Consolidated Financial Statements

Year ended March 31, 2023

(tabular figures in thousands of dollars)

13. Deferred contributions

Deferred contributions are comprised of funds restricted for the following purposes:

| | 2023 | 2022 |
|---|-------------------|-------------------|
| Specific purpose (including endowment earnings) | \$ 127,868 | \$ 140,217 |
| Research | 109,241 | 103,790 |
| Capital | 2,351 | 12,785 |
| | \$ 239,460 | \$ 256,792 |

| | 2023 | | | Total | 2022 |
|--|-------------------|-------------------|-----------------|-------------------|-------------------|
| | Specific Purpose | Research | Capital | | |
| Balance, beginning of year | \$ 140,217 | \$ 103,790 | \$ 12,785 | \$ 256,792 | \$ 241,943 |
| Contributions and endowment investment income | 34,567 | 118,538 | 884 | 153,989 | 156,323 |
| Revenue recognized from deferred contributions | (46,916) | (113,087) | (702) | (160,705) | (141,474) |
| Transfer to deferred capital contributions | - | - | (10,616) | (10,616) | - |
| Balance, end of year | \$ 127,868 | \$ 109,241 | \$ 2,351 | \$ 239,460 | \$ 256,792 |

The balance shown under specific purpose includes accumulated unrealized gains of \$58,633,000 (2022 – \$51,083,000) from endowment investments.

14. Deferred capital contributions

Contributions that are restricted for capital are referred to as deferred capital contributions. Amounts are recognized into revenue at the same rate that amortization of the related tangible capital asset is recorded.

Treasury Board provided direction on accounting treatment as disclosed in Note 2(a). Changes in the deferred capital contributions balance are as follows:

| | 2023 | 2022 |
|---|-------------------|-------------------|
| Balance, beginning of year | \$ 436,373 | \$ 430,999 |
| Contributions received during the year | 74,633 | 33,176 |
| Transfers from deferred contributions | 10,616 | - |
| Revenue from amortization of deferred capital contributions | (27,015) | (27,802) |
| Balance, end of year | \$ 494,607 | \$ 436,373 |



UNIVERSITY OF VICTORIA
Notes to Consolidated Financial Statements

Year ended March 31, 2023

(tabular figures in thousands of dollars)

15. Debt

Debt reported on the consolidated statement of financial position is comprised of the following (see note 7 (c) for related derivative information):

| | 2023 | 2022 |
|---|------------|------------|
| Province of British Columbia Commercial paper financing for Student Housing and Dining project converted in 2023 and 2024 to term loans due in 2053 and 2054, unsecured (<i>Note 15(c)</i>) | \$ 17,965 | \$ 122,470 |
| Province of British Columbia 4.43% bond due 2054, unsecured, with annual sinking fund payments of \$1,565,000 (<i>Note 15(c)</i>) | 104,000 | - |
| Royal Bank of Canada 5.38% term loan due 2025, unsecured | 2,350 | 3,443 |
| Province of British Columbia 2.28% bond due 2024, unsecured | 3,785 | 3,822 |
| British Columbia Immigrant Investment Fund 2.48% term loan due 2024, unsecured | 5,741 | 6,227 |
| Province of British Columbia 4.82% bond due 2028, unsecured, with annual sinking fund payments of \$327,000 | 10,800 | 10,800 |
| Province of British Columbia 4.74% bond due 2039, unsecured, with annual sinking fund payments of \$302,000 | 10,000 | 10,000 |
| Great West Life Insurance Company 5.13% term loan due 2030, unsecured | 6,741 | 7,510 |
| Total debt issued | \$ 161,382 | \$ 164,272 |
| Unamortized debt discounts (<i>Note 15(c)</i>) | (28,468) | - |
| Debt | \$ 132,914 | \$ 164,272 |



UNIVERSITY OF VICTORIA
Notes to Consolidated Financial Statements

Year ended March 31, 2023

(tabular figures in thousands of dollars)

15. Debt (continued)

(a) Principal repayments

Anticipated annual principal repayments, including sinking fund instalments and maturities, due over the next five years and thereafter are as follows:

| | Sinking Fund | Other | Total |
|------------|--------------|-----------|-----------|
| 2024 | \$ 2,194 | \$ 6,444 | \$ 8,638 |
| 2025 | 2,194 | 2,998 | 5,192 |
| 2026 | 2,194 | 1,866 | 4,060 |
| 2027 | 2,194 | 1,940 | 4,134 |
| 2028 | 2,194 | 2,018 | 4,212 |
| Thereafter | 40,057 | 21,316 | 61,373 |
| | \$ 51,027 | \$ 36,582 | \$ 87,609 |

(b) Sinking Fund Investments

Sinking fund investments are held and invested by the Province of British Columbia. These funds totaling \$12,290,000 (2022 – \$11,997,000) will provide for the retirement at maturity of \$124,800,000 of debt issued to the Province. The amount forms part of the portfolio investments balance shown on the Consolidated Statement of Financial Position.

(c) Student Housing and Dining project financing

The University is authorized by the Province of British Columbia to borrow \$122,654,000 in order to finance a portion of the construction costs of the Student Housing and Dining (SHD) project. The debt related to the SHD project is \$121,965,000 as at March 31, 2023 (2022 – \$122,470,000). During the year, short term commercial paper loans were converted to a 30 year bond with a face value of \$104,000,000 and an unamortized debt discount of \$28,468,000. The remaining short term commercial paper loan will be converted to a 30 year term loan at completion of the SHD project in 2024. As at March 31, 2023, the University holds a commercial paper loan with a balance of \$17,965,000 and interest rate of 4.33% (2022 – two commercial paper loans with balances of \$65,000,000 and \$57,470,000 and interest rates of 0.14% and 0.79%, respectively).



UNIVERSITY OF VICTORIA
Notes to Consolidated Financial Statements

Year ended March 31, 2023

(tabular figures in thousands of dollars)

16. Asset Retirement Obligations

The University owns and operates buildings that are known to contain asbestos and other hazardous materials, which represents a health hazard when undergoing certain repairs and maintenance work and upon demolition of the building. As there is a legal obligation to remove hazardous materials, the University has recognized a liability relating to the removal and post-removal care of the asbestos and other hazardous materials in these buildings, as estimated at April 1, 2022. Such estimated costs have been discounted to the present value using a discount rate of 3.13% per annum.

The transition and recognition of asset retirement obligations involved an accompanying increase to the buildings assets and the restatement of prior year figures (see Note 3).

Changes to the asset retirement obligations in the year are as follows:

| | 2023 | 2022 Restated (Note 3) |
|----------------------------|-----------|------------------------------|
| Balance, beginning of year | \$ 47,347 | \$ 45,910 |
| Accretion expense | 1,482 | 1,437 |
| Balance, end of year | \$ 48,829 | \$ 47,347 |



UNIVERSITY OF VICTORIA
Notes to Consolidated Financial Statements

Year ended March 31, 2023
(tabular figures in thousands of dollars)

17. Tangible capital assets

| Cost | Balance as at March 31, 2022 Restated (Note 3) | Additions | Disposals | Balance as at March 31, 2023 |
|---------------------------|--|-------------------|--------------------|---------------------------------|
| Land | \$ 22,582 | \$ - | \$ (2,218) | \$ 20,364 |
| Site improvements | 51,691 | 7,229 | | 58,920 |
| Buildings | 1,077,775 | 73,744 | (3,328) | 1,148,191 |
| Equipment and furnishings | 199,003 | 23,976 | (18,786) | 204,193 |
| Information systems | 18,441 | | | 18,441 |
| Computer equipment | 15,168 | 2,923 | (4,549) | 13,542 |
| Library holdings | 32,148 | 1,948 | (3,079) | 31,017 |
| Total | \$ 1,416,808 | \$ 109,820 | \$ (31,960) | \$ 1,494,668 |

| Accumulated amortization | Balance as at March 31, 2022 Restated (Note 3) | Disposals | Amortization | Balance as at March 31, 2023 |
|---------------------------------|--|--------------------|------------------|---------------------------------|
| Site improvements | \$ 25,040 | \$ - | \$ 1,573 | \$ 26,613 |
| Buildings | 319,351 | (1,598) | 20,302 | 338,055 |
| Equipment and furnishings | 105,960 | (18,786) | 19,634 | 106,808 |
| Information systems | 18,441 | | | 18,441 |
| Computer equipment | 10,385 | (4,549) | 3,406 | 9,242 |
| Library holdings | 19,485 | (3,079) | 2,807 | 19,213 |
| Total | \$ 498,662 | \$ (28,012) | \$ 47,722 | \$ 518,372 |

| Net book value | March 31, 2023 | March 31, 2022 Restated (Note 3) |
|---------------------------|-------------------|--|
| Land | \$ 20,364 | \$ 22,582 |
| Site improvements | 32,307 | 26,651 |
| Buildings | 810,136 | 758,424 |
| Equipment and furnishings | 97,385 | 93,043 |
| Computer equipment | 4,300 | 4,783 |
| Library holdings | 11,804 | 12,663 |
| Total | \$ 976,296 | \$ 918,146 |



UNIVERSITY OF VICTORIA
Notes to Consolidated Financial Statements

Year ended March 31, 2023

(tabular figures in thousands of dollars)

17. Tangible capital assets (continued)

(a) Contributed tangible capital assets:

Additions to equipment and furnishings and computers include the following contributed tangible capital assets:

| | 2023 | 2022 |
|---------------------------|-------|--------|
| Equipment and furnishings | \$ 20 | \$ 224 |

(b) Assets under construction

Assets under construction comprised of buildings having a value of \$99,147,000 (2022 – \$163,640,000) and equipment having a value of \$19,738,000 (2022 – \$17,209,000) have not been amortized. Amortization of these assets will commence when the asset is available for productive use.

(c) De-recognition of tangible capital assets

The de-recognition of tangible capital assets during the year had an original cost of \$26,414,000 (2022 – \$20,003,000) and related to fully amortized assets with a net book value of \$nil (2022 – \$nil). The de-recognition of capital assets from the transfer of land and existing buildings on the site of Broad Street had an original cost of \$5,546,000 related to assets with a net book value of \$3,948,000.

18. Financial risk management

The University has exposure to the following risks from its use of financial instruments: credit risk, price risk and liquidity risk. The Board of Governors ensures that the University has identified major risks and management monitors and controls them.

(a) Credit risk

Credit risk is the risk of financial loss to the University if a customer or counterparty to a financial instrument fails to meet its contractual obligations. Such risks arise principally from the amounts receivable and from fixed income assets held by the University.

The University manages amounts receivable by using a specific bad debt provision when management considers that the expected recovery is less than the account receivable.

The entity is exposed to credit risk through its accounts receivable from students. This risk is managed by limiting the extent of credit granted to students and by monitoring the collection of receivables.

The University limits the risk in the event of non-performance related to fixed income holdings by dealing principally with counter-parties that have a credit rating of A or higher as rated by the Dominion Bond Rating Service or equivalent. The credit risk of the University investments at March 31, 2023 is \$359,106,000 (2022 – \$419,041,000).



UNIVERSITY OF VICTORIA
Notes to Consolidated Financial Statements

Year ended March 31, 2023

(tabular figures in thousands of dollars)

18. Financial risk management (continued)

(a) Credit risk (continued)

The following shows the percentage of fixed income holdings in the portfolio by credit rating:

| Credit Rating | % |
|---------------------|--------|
| AAA | 9.6% |
| AA | 10.5% |
| A | 7.4% |
| BBB | 7.4% |
| BB and below | 2.4% |
| Mortgages | 19.6% |
| Foreign exchange | 0.3% |
| Cash and short-term | |
| R1 high | 27.5% |
| R1 mid | 1.2% |
| R1 low | 14.1% |
| | 100.0% |

(b) Price risk

Price risk includes market risk and interest rate risk.

Market risk relates to the possibility that the investments will change in value due to fluctuations in market prices. The objective of market risk management is to mitigate market risk exposures within acceptable parameters while optimizing the return on risk. This risk is mitigated by the investment policies for the respective asset mixes to be followed by the investment managers, the requirements for diversification of investments within each asset class and credit quality constraints on fixed income investments. Market risk can be measured in terms of volatility, i.e., the standard deviation of change in the value of a financial instrument within a specific time horizon.



UNIVERSITY OF VICTORIA
Notes to Consolidated Financial Statements

Year ended March 31, 2023

(tabular figures in thousands of dollars)

18. Financial risk management (continued)

(b) Price risk (continued)

Based on the volatility of the University's current asset class holdings, the net impact on market value of each asset class is shown below.

| Asset Class | | Estimated Volatility (% change) |
|--|-----|------------------------------------|
| Bonds | +/- | 5.8% |
| Canadian equities | +/- | 20.0% |
| Global equities | +/- | 18.0% |
| Real estate | +/- | 12.5% |
| Infrastructure | +/- | 12.5% |
| Private equity | +/- | 21.0% |
| Benchmark for Investments | | Net Impact on Market Value |
| FTSE Canada Universe Bond index | +/- | \$ 13,091 |
| S&P/TSX Composite index | +/- | 373 |
| MSCI All Country World Index | +/- | 51,642 |
| Canadian Consumer Price Index (Real Estate) | +/- | 7,443 |
| Canadian Consumer Price Index (Infrastructure) | +/- | 6,936 |
| Canadian Consumer Price Index (Private Equity) | +/- | 165 |

Interest rate risk is the risk that the fair value of future cash flows of a financial instrument will fluctuate because of changes in the market interest rates. The value of fixed-income and debt securities, such as bonds, debentures, mortgages or other income-producing securities is affected by interest rates. Generally, the value of these securities increases if interest rates fall and decreases if interest rates rise.

It is management's opinion that the University is exposed to market or interest rate risk arising from its financial instruments. Duration is an appropriate measure of interest rate risk for fixed income funds as a rise (fall) in interest rates will cause a decrease (increase) in bond prices; the longer the duration, the greater the effect. Duration is managed by the investment manager at the fund level. At March 31, 2023, the modified duration of all fixed income in aggregate was 3.4 years. Therefore, if interest rates were to increase by 1% across all maturities, the value of the bond portfolio would drop by 3.4%; contrarily, if interest rates were to decrease by 1% across all maturities, the value of the bond portfolio would increase by 3.4%.

The University's debt is fixed rate; accordingly, changes in interest rates do not impact interest payments but may impact the fair value of such debt and the fair value of related derivatives (interest rate swaps on debt). The University uses interest rate swaps to lock in interest rates on future debt issues to protect against rising interest rates.



UNIVERSITY OF VICTORIA
Notes to Consolidated Financial Statements

Year ended March 31, 2023

(tabular figures in thousands of dollars)

18. Financial risk management (continued)

(c) Liquidity risk

Liquidity risk is the risk that the University will not be able to meet its financial obligations as they become due. The University manages liquidity risk by continually monitoring actual and forecasted cash flows from operations and anticipated investing and financing activities to ensure, as far as possible, that it will always have sufficient liquidity to meet its liabilities when due, under both normal and stressed conditions, without incurring unacceptable losses or risking damage to the University's reputation.

19. Accumulated surplus

Accumulated surplus is comprised of the following:

| | 2023 | 2022 Restated <i>(Note 3)</i> |
|-------------------------------------|------------------|-------------------------------------|
| Endowments | \$ 436,144 | \$ 418,237 |
| Invested in tangible capital assets | 318,977 | 289,661 |
| Internally restricted | 111,705 | 140,897 |
| Unrestricted | 39,346 | 28,964 |
| Accumulated remeasurement gains | 6,196 | 26,178 |
| | \$912,368 | \$ 903,937 |

Endowments consist of restricted donations and capitalized investment income to be held in perpetuity.

Invested in capital assets consist of unrestricted funds previously spent on capital assets, debt repayment, and asset retirement obligations.

Internally restricted funds consist of balances set aside or appropriated by the Board of Governors for equipment replacement, capital improvements and other non-recurring expenditures.

Unrestricted funds consist primarily of balances arising from the University's ancillary and specific purpose funds, and consolidated entities.



UNIVERSITY OF VICTORIA
Notes to Consolidated Financial Statements

Year ended March 31, 2023

(tabular figures in thousands of dollars)

20. Endowments

Changes to the endowment principal balances, not including remeasurement gains/losses, (see note 13 for accumulated unrealized gains/ losses on restricted endowment investments) are as follows:

| | 2023 | 2022 |
|---|-------------------|-------------------|
| Balance, beginning of year | \$ 418,237 | \$ 392,775 |
| Contributions received during the year | 5,469 | 12,056 |
| Invested income and donations capitalized | 12,438 | 13,406 |
| Balance, end of year | \$ 436,144 | \$ 418,237 |

The balance shown does not include endowment principal with fair value of \$7,953,000 (2022 – \$8,300,000) and book value of \$4,820,000 (2022 – \$4,820,000) held by the Vancouver Foundation. The excluded principal is not owned or controlled by the University, but income from it is paid to the University to be used for specific purposes.

21. Contractual rights

The University may, from time to time, enter into contracts or agreements in the normal course of operations that result in future assets or revenue. One example of such agreements is multi-year research funding agreements, whereby the University has the opportunity to earn revenue in future years by incurring qualified expenditures. These funding agreements do not abnormally impact the University's financial position and do not guarantee the university the right to future funding.

22. Contractual obligations

The nature of the University's activities can result in multiyear contracts and obligations whereby the University will be committed to make future payments. Significant contractual obligations related to operations that can be reasonably estimated are as follows:

| | 2024 | 2025 | 2026 | 2027 | 2028 |
|------------------------|------------------|------------------|---------------|---------------|--------------|
| Construction contracts | \$ 67,319 | \$ 19,043 | \$ 630 | \$ 100 | - |
| Operating leases | 347 | 320 | 195 | 109 | 20 |
| Total | \$ 67,666 | \$ 19,363 | \$ 825 | \$ 209 | \$ 20 |



UNIVERSITY OF VICTORIA
Notes to Consolidated Financial Statements

Year ended March 31, 2023

(tabular figures in thousands of dollars)

23. Contingent liabilities

The University may, from time to time, be involved in legal proceedings, claims, and litigation that arise in the normal course of business. It is management's opinion that the aggregate amount of any potential liability is not expected to have a material adverse effect on the University's financial position or results.

The University is one of 58 Canadian university subscribers to CURIE, which has provided property and liability insurance coverage to most campuses other than Quebec and Prince Edward Island since 1988. The anticipated cost of claims based on actuarial projections is funded through member premiums. Subscribers to CURIE have exposure to premium retro-assessments should the premiums be insufficient to cover losses and expenses.

24. Expenses by object

The following is a summary of expenses by object:

| | 2023 | 2022 Restated <i>(Note 3)</i> |
|---|-------------------|-------------------------------------|
| Salaries and wages | \$ 390,637 | \$ 363,199 |
| Employee benefits | 64,440 | 60,399 |
| Travel | 13,276 | 4,134 |
| Supplies and services | 92,611 | 85,461 |
| Equipment rental and maintenance | 8,639 | 10,730 |
| Utilities | 8,358 | 8,353 |
| Scholarships, fellowships and bursaries | 51,070 | 50,953 |
| Cost of goods sold | 10,615 | 8,581 |
| Interest on long-term debt | 3,231 | 2,334 |
| Amortization of tangible capital assets | 47,722 | 47,770 |
| | \$ 690,599 | \$ 641,914 |

25. Trusts under administration

(a) University of Victoria Long-Term Disability Trust

The University administers an employee-funded long-term disability plan for faculty and administrative and academic professional staff. The University does not contribute to or control the plan. The long-term disability plan's assets and liabilities have not been included in the consolidated statement of financial position. The plan's operations have not been included in the consolidated statement of operations and accumulated surplus



UNIVERSITY OF VICTORIA
Notes to Consolidated Financial Statements

Year ended March 31, 2023

(tabular figures in thousands of dollars)

25. Trusts under administration (continued)

- (a) University of Victoria Long-Term Disability Trust (continued)

As of March 31, 2023, the balances of the long-term disability plan are as follows:

| | 2023 | 2022 |
|----------------------------|------------|------------|
| Assets | \$21,216 | \$ 20,703 |
| Accrued benefit obligation | (27,835) | (28,935) |
| | \$ (6,619) | \$ (8,232) |

- (b) Funds held in trust

Funds held in trust are funds held on behalf of autonomous organizations, agencies, and student societies having a close relationship with the University. These funds are not reported on the University's consolidated statement of financial position (2023 – \$4,113,000; 2022 – \$4,238,000).

26. Supplemental cash flow information

| | 2023 | 2022 |
|------------------------|----------|----------|
| Cash paid for interest | \$ 2,274 | \$ 1,865 |

27. Related party transactions

The University is related through common control to all Province of British Columbia ministries, agencies, school districts, health authorities, colleges, universities, and crown corporations. Transactions with these entities, unless disclosed separately, are considered to be in the normal course of operations and are recorded at the exchange amount. The university accounts for its controlled entities, government business enterprises and government partnerships as outlined in Note 2(b). During the year ended March 31, 2023, there have been no material transactions between the university and its key management personnel or their close family members.

