

Consolidated Financial Statements of

# **CAPILANO UNIVERSITY**

Year ended March 31, 2016




## STATEMENT OF MANAGEMENT RESPONSIBILITY


Management is responsible for the preparation of the annual financial statements, and has prepared the accompanying consolidated financial statements for the year ended March 31, 2016 in accordance with the financial reporting provisions of Section 23.1 of the Budget Transparency and Accountability Act of the Province of British Columbia. This responsibility includes selecting appropriate accounting principles and methods, and making decisions affecting the measurement of transactions in which judgment is required.


In discharging its responsibility for the integrity and fairness of the consolidated financial statements, management designs and maintains the necessary accounting systems and related internal controls to provide reasonable assurance that assets are safeguarded and that the financial records provide a reliable basis for the preparation of the financial statements.

The Board of Governors of the University carries out its responsibility for review of the consolidated financial statements. The Audit Committee of the Board meets with management and the external auditors to discuss the results of audit examinations and financial reporting matters.

These consolidated financial statements have been reported on by KPMG LLP, the University's external auditors appointed by the Board of Governors. The external auditors have full access to the Board with and without the presence of management.

  
\_\_\_\_\_  
Kris Bulcroft, President

  
\_\_\_\_\_  
Jacqui Stewart, Interim Vice-President, Finance & Administration

Date:   
\_\_\_\_\_  
June 14, 2016



KPMG LLP  
Metro Tower I  
4710 Kingsway, Suite 2400  
Burnaby BC V5H 4M2  
Canada  
Telephone (604) 527-3600  
Fax (604) 527-3636

## INDEPENDENT AUDITORS' REPORT

To the Board of Governors of Capilano University, and  
To the Minister of Advanced Education

We have audited the accompanying consolidated financial statements of Capilano University, which comprise the consolidated statement of financial position as at March 31, 2016, the consolidated statements of operations and accumulated surplus, changes in net debt, cash flows and remeasurement gains and losses for the year then ended, and notes, comprising a summary of significant accounting policies and other explanatory information.

### *Management's Responsibility for the Consolidated Financial Statements*

Management is responsible for the preparation of these consolidated financial statements in accordance with the financial reporting provisions of Section 23.1 of the Budget Transparency and Accountability Act of the Province of British Columbia, and for such internal control as management determines is necessary to enable the preparation of consolidated financial statements that are free from material misstatement, whether due to fraud or error.

### *Auditors' Responsibility*

Our responsibility is to express an opinion on these consolidated financial statements based on our audit. We conducted our audit in accordance with Canadian generally accepted auditing standards. Those standards require that we comply with ethical requirements and plan and perform the audit to obtain reasonable assurance about whether the consolidated financial statements are free from material misstatement.

An audit involves performing procedures to obtain audit evidence about the amounts and disclosures in the consolidated financial statements. The procedures selected depend on our judgment, including the assessment of the risks of material misstatement of the consolidated financial statements, whether due to fraud or error. In making those risk assessments, we consider internal control relevant to the entity's preparation of the consolidated financial statements in order to design audit procedures that are appropriate in the circumstances, but not for the purpose of expressing an opinion on the effectiveness of the entity's internal control. An audit also includes evaluating the appropriateness of accounting policies used and the reasonableness of accounting estimates made by management, as well as evaluating the overall presentation of the consolidated financial statements.

We believe that the audit evidence we have obtained in our audit is sufficient and appropriate to provide a basis for our audit opinion.

*Opinion*

In our opinion, the consolidated financial statements of Capilano University as at March 31, 2016 and for the year then ended are prepared, in all material respects, in accordance with the financial reporting provisions of Section 23.1 of the Budget Transparency and Accountability Act of the Province of British Columbia.

*Emphasis of Matter*

Without modifying our opinion, we draw attention to Note 2(a) to the consolidated financial statements which describe the basis of accounting and the significant differences between such basis of accounting and Canadian public sector accounting standards.

A handwritten signature in black ink that reads 'KPMG LLP'. The signature is written in a cursive, slightly slanted style. A horizontal line is drawn underneath the signature, extending from the left side of the 'K' towards the right.

Chartered Professional Accountants

June 14, 2016  
Burnaby, Canada

# CAPILANO UNIVERSITY


## Consolidated Statement of Financial Position

March 31, 2016, with comparative information for 2015

	2016	2015
<b>Financial assets</b>		
Cash and cash equivalents	\$ 19,042,907	\$ 14,928,191
Investments (note 3)	34,942,548	34,236,175
Accounts receivable	1,860,729	2,027,205
Inventories	668,476	649,407
	<u>56,514,660</u>	<u>51,840,978</u>
<b>Liabilities</b>		
Accounts payable and accrued liabilities (note 4)	15,132,580	13,114,121
Employee future benefits (note 5(b))	998,100	1,234,100
Deferred revenue and contributions (note 6)	12,995,086	10,569,068
Deferred capital contributions (note 7)	55,927,159	56,243,345
	<u>85,052,925</u>	<u>81,160,634</u>
Net debt	(28,538,265)	(29,319,656)
<b>Non-financial assets</b>		
Endowment investments	8,898,160	7,200,195
Tangible capital assets (note 8)	82,291,407	83,132,863
Prepaid expenses	545,291	571,463
	<u>91,734,858</u>	<u>90,904,521</u>
Contractual obligations (note 10)		
Accumulated surplus	\$ 63,196,593	\$ 61,584,865
Accumulated surplus is comprised of:		
Accumulated surplus	\$ 60,261,718	\$ 58,034,279
Accumulated remeasurement gains	2,934,875	3,550,586
	<u>\$ 63,196,593</u>	<u>\$ 61,584,865</u>

See accompanying notes to consolidated financial statements.

Approved on behalf of the Board:

  
\_\_\_\_\_  
Director

  
\_\_\_\_\_  
Director

# CAPILANO UNIVERSITY

## Consolidated Statement of Operations and Accumulated Surplus

Year ended March 31, 2016, with comparative information for 2015

	2016		
	Budget (note 12)	2016	2015
Revenue:			
Province of British Columbia	\$ 38,576,819	\$ 38,309,606	\$ 39,436,369
Tuition fees	38,594,591	36,312,641	34,319,363
Project and other revenue	4,920,799	5,386,085	4,559,612
Amortization of deferred capital contributions (note 7)	3,184,531	3,670,088	3,956,589
Sales of goods	2,473,102	2,523,804	2,728,509
Parking, childcare and theatre	2,060,950	1,865,592	1,965,367
Donations and gifts-in-kind	775,000	269,414	449,179
Investment income	2,759,920	1,729,983	1,423,071
	93,345,712	90,067,213	88,838,059
Expenses:			
Instruction and student support	56,083,216	53,668,393	53,504,458
Facilities and institutional support	32,734,484	29,988,424	29,420,525
Ancillary	4,528,012	4,255,561	4,675,255
	93,345,712	87,912,378	87,600,238
Annual operating surplus	-	2,154,835	1,237,821
Endowment donations received	-	72,604	511,633
Annual surplus	-	2,227,439	1,749,454
Accumulated surplus, beginning of year		58,034,279	56,284,825
Accumulated surplus, end of year	\$ -	\$ 60,261,718	\$ 58,034,279

See accompanying notes to consolidated financial statements.

# CAPILANO UNIVERSITY

## Consolidated Statement of Changes in Net Debt

Year ended March 31, 2016, with comparative information for 2015

	2016 Budget (note 12)	2016 Total	2015 Total
Annual surplus	\$ -	\$ 2,227,439	\$ 1,749,454
Acquisition of tangible capital assets	(3,979,450)	(6,582,642)	(3,867,303)
Amortization of tangible capital assets	7,094,659	7,424,098	7,506,760
	3,115,209	841,456	3,639,457
Acquisition of prepaid expense	-	(566,030)	(464,989)
Use of prepaid expense	-	592,202	456,676
	-	26,172	(8,313)
Remeasurement gains (losses)	-	(615,711)	2,930,342
Change in endowment investments	-	(1,697,965)	(3,080)
Decrease in net debt	3,115,209	781,391	8,307,860
Net debt, beginning of year	(29,319,656)	(29,319,656)	(37,627,516)
Net debt, end of year	\$ (26,204,447)	\$ (28,538,265)	\$ (29,319,656)

See accompanying notes to consolidated financial statements.

# CAPILANO UNIVERSITY

## Consolidated Statement of Cash Flows

Year ended March 31, 2016, with comparative information for 2015

	2016	2015
Cash provided by (used in):		
Operations:		
Annual surplus	\$ 2,227,439	\$ 1,749,454
Items not involving cash:		
Amortization of tangible capital assets	7,424,098	7,506,760
Revenue recognized from deferred capital contributions	(3,670,088)	(3,956,589)
Donated insurance policy	-	(272,000)
Change in non-cash operating working capital:		
Accounts receivable	166,476	236,211
Prepaid expenses	26,172	(8,313)
Inventories	(19,069)	(56,001)
Accounts payable and accrued liabilities	2,018,459	(590,455)
Accrued benefit liability	(236,000)	(119,200)
Deferred revenue	2,426,018	416,249
	10,363,505	4,906,116
Capital activities:		
Cash used to acquire tangible capital assets	(6,582,642)	(3,867,303)
Financing activities:		
Contributions received for capital assets	3,353,902	1,668,861
Investing activities:		
Net purchase of investments	(3,020,049)	(7,800,136)
Increase (decrease) in cash and cash equivalents	4,114,716	(5,092,462)
Cash and cash equivalents, beginning of year	14,928,191	20,020,653
Cash and cash equivalents, end of year	\$ 19,042,907	\$ 14,928,191

See accompanying notes to consolidated financial statements.



# CAPILANO UNIVERSITY

## Consolidated Statement of Remeasurement Gains and Losses

Year ended March 31, 2016, with comparative information for 2015

	2016	2015
Accumulated remeasurement gains, beginning of year	\$ 3,550,586	\$ 620,244
Unrealized gains attributed to fair value of investments	(286,626)	3,184,639
Amounts reclassified	(329,085)	(254,297)
Net remeasurement gains (losses) for the year	(615,711)	2,930,342
Accumulated remeasurement gains, end of year	\$ 2,934,875	\$ 3,550,586

See accompanying notes to consolidated financial statements.

# CAPILANO UNIVERSITY

Notes to Consolidated Financial Statements

Year ended March 31, 2016

---

## 1. Purpose of the University:

Capilano University (the "University") is a post-secondary educational institution funded by the Provincial Government of British Columbia. The University is incorporated under the amended University Act (Bill 34 was enacted on September 1, 2008). The University is a special purpose teaching university and has regional campuses in the Province of British Columbia in North Vancouver, Squamish and the Sunshine Coast.

The University is a registered charity under the Income Tax Act and is exempt from income tax under Section 149 of the Income Tax Act.

These consolidated financial statements incorporate the financial position and results of operations and accumulated surplus and cash flows of the University and its controlled Foundation, the Capilano University Foundation (the "Foundation"). The purpose of the Foundation is to raise funds for student financial assistance, capital needs, and program development at the University. The Foundation is a registered charity under the Income Tax Act and is exempt from income taxes under Section 149 of the Income Tax Act.

## 2. Summary of significant accounting policies:

The consolidated financial statements of the University are prepared by management in accordance with the basis of accounting described below. Significant accounting policies of the University are as follows:

### (a) Basis of accounting:

The consolidated financial statements have been prepared in accordance with Section 23.1 of the Budget Transparency and Accountability Act of the Province of British Columbia supplemented by Regulations 257/2010 and 198/2011 issued by the Province of British Columbia Treasury Board.

The Budget Transparency and Accountability Act requires that the consolidated financial statements be prepared in accordance with the set of standards and guidelines that comprise generally accepted accounting principles for senior governments in Canada, or if the Treasury Board makes a regulation, the set of standards and guidelines that comprise generally accepted accounting principles for senior governments in Canada as modified by the alternate standard or guideline or part thereof adopted in the regulation.

Regulation 257/2010 requires all tax-payer supported organizations in the Schools, Universities, Colleges and Hospitals sectors to adopt Canadian public sector accounting standards without any PS4200 elections effective their first fiscal year commencing after January 1, 2012.

# CAPILANO UNIVERSITY

Notes to Consolidated Financial Statements (continued)

Year ended March 31, 2016

---

## 2. Summary of significant accounting policies (continued):

### (a) Basis of accounting (continued):

Regulation 198/2011 requires that restricted contributions received or receivable are to be reported as revenue depending on the nature of the restrictions on the use of the funds by the contributors as follows:

- (i) Contributions for the purpose of acquiring or developing a depreciable tangible capital asset or contributions in the form of a depreciable tangible capital asset are recorded and, referred to as deferred capital contributions and recognized in revenue at the same rate that amortization of the related tangible capital asset is recorded. The reduction of the deferred capital contributions and the recognition of the revenue are accounted for in the fiscal period during which the tangible capital asset is used to provide services.
- (ii) Contributions restricted for specific purposes other than those for the acquisition or development of a depreciable tangible capital asset are recorded as deferred contributions and recognized in revenue in the year in which the stipulation or restriction on the contributions have been met.

For British Columbia tax-payer supported organizations, these contributions include government transfers and externally restricted contributions.

The accounting policy requirements under Regulation 198/2011 are significantly different from the requirements of Canadian public sector accounting standards which requires that:

- government transfers that do not contain a stipulation that creates a liability, be recognized as revenue by the recipient when approved by the transferor and the eligibility criteria have been met in accordance with public sector accounting standard PS3410; and
- externally restricted contributions be recognized as revenue in the period in which the resources are used for the purpose or purposes specified in accordance with public sector accounting standard PS3100.

As a result, revenue recognized in the consolidated statement of operations and certain related deferred capital contributions would be recorded differently under Canadian Public Sector Accounting Standards.

### (b) Cash and cash equivalents:

Cash and cash equivalents include highly liquid investments with a term to maturity of three months or less at the date of purchase.

# CAPILANO UNIVERSITY

Notes to Consolidated Financial Statements (continued)

Year ended March 31, 2016

---

## 2. Summary of significant accounting policies (continued):

### (c) Financial instruments:

Financial instruments are classified into two categories: fair value or amortized cost.

- (i) Fair value category: Portfolio instruments that are quoted in an active market and derivative instruments are reflected at fair value as at the reporting date. Sales and purchases of investments are recorded on the trade date. Transaction costs related to the acquisition of investments is recorded as an expense. Unrealized gains and losses on financial assets are recognized in the Statement of Remeasurement Gains and Losses until such time that the financial asset is derecognized due to disposal or impairment. At the time of derecognition, the related realized gains and losses are recognized in the Statement of Operations and Accumulated Surplus and related balances reversed from the Statement of Remeasurement Gains and Losses. Unrealized gains and losses on endowment investments where earnings are restricted as to use are recorded as deferred contributions and recognized in revenue when disposed and when related expenses are incurred.
- (ii) Amortized cost category: Investments with specified or determinable maturity dates are measured at amortized cost using the effective interest rate method. Gains and losses are recognized in the Statement of Operations and Accumulated Surplus when the financial asset is derecognized due to disposal or impairment. Sales and purchases of investments are recorded on the trade date. Transaction costs related to the acquisition of investments is included in the cost of the related investments.

Accounts receivable and accounts payable and accrued liabilities are measured at amortized cost using the effective interest rate method. Any gains, losses or interest expense is recorded in the annual surplus depending on the nature of the financial liability that gave rise to the gain, loss or expense. Valuation allowances are made when collection is in doubt.

### (d) Inventories:

Inventories held for resale, including books and materials, are recorded at the lower of cost or net realizable value. Cost includes the original purchase cost, plus shipping and applicable duties. Net realizable value is the estimated selling costs less any costs to sell.

# CAPILANO UNIVERSITY

Notes to Consolidated Financial Statements (continued)

Year ended March 31, 2016

---

## 2. Summary of significant accounting policies (continued):

### (e) Non-financial assets:

Non-financial assets are not available to discharge existing liabilities and are held for use in the provision of services. They may have useful lives extending beyond the current year and are not intended for sale in the ordinary course of operations.

### (i) Tangible capital assets:

Tangible capital assets are recorded at cost, which includes amounts that are directly attributable to acquisition, construction, development or betterment of the asset. Donated assets are recorded at fair value at the date of donation. In unusual circumstances where fair value cannot be reasonably determined, the tangible capital asset would be recognized at nominal value. Land is not amortized as it is deemed to have a permanent value. The cost, less residual value, of the tangible capital assets, excluding land, is amortized on a basis over their estimated useful lives shown below:

Asset	Rate
Buildings, concrete/steel	40 years
Buildings, wood frame	20 years
Computer equipment	4 years
Furniture, fixtures and equipment	5 years
Library books	10 years
Public works	10 years
Software	3 years
Vehicles	10 years

Assets under construction are not amortized until the asset is available for productive use. Borrowing costs, if any, attributable to the construction of tangible capital assets are capitalized during the construction period.

Tangible capital assets are written down when conditions indicate that they no longer contribute to the University's ability to provide goods and services, or when the value of future economic benefits associated with the tangible capital assets are less than their net book value.

### (ii) Leased tangible capital assets:

Leases that transfer substantially all of the benefits and risks incidental to ownership of property are accounted for as leased tangible capital assets. All other leases are accounted for as operating leases and the related payments are charged to expenses as incurred. As at March 31, 2016, the University did not have leased tangible capital assets (2015 - nil).

# CAPILANO UNIVERSITY

Notes to Consolidated Financial Statements (continued)

Year ended March 31, 2016

---

## 2. Summary of significant accounting policies (continued):

### (f) Employee future benefits:

The University and its employees make contributions to the College Pension Plan and Municipal Pension Plan, which are multi-employer joint trustee plans. These plans are a defined benefit plan, providing a pension on retirement based on the member's age at retirement, length of service and highest earnings averaged over five years. Inflation adjustments are contingent upon available funding. As the assets and liabilities of the plan are not segregated by institution, the plan is accounted for as a defined contribution plan and any contributions of the University to the plan are expensed as incurred.

The University also has a defined benefit plan for employees on long-term disability. The University accrues its obligations under this defined benefit plan as the employees render the services necessary to earn these benefits. The effective date of the most recent valuation is December 31, 2015, and the next required valuation will be as of December 31, 2018. This actuarial valuation has been extrapolated to March 31, 2016.

The University accrues vacation for employees as earned. However, revenue for funding for these is not accrued, as the Province does not provide special funding for vacations and retiring allowances. As the majority of employees are paid salaries, management anticipates that vacation accruals will be reversed when these employees take their standard vacations and that no additional funding will be required above authorized salaries.

### (g) Revenue recognition:

Tuition and student fees and sales of goods and services are reported as revenue at the time the services are provided or the products are delivered, and collection is reasonably assured. Fees received prior to the year-end where the course is delivered subsequent to the year-end are recorded as deferred revenue.

Project revenue and expenses are recognized as the related activities are performed. The zero profit margin method is used when a contract's financial outcome is not reasonably determinable. This method of accounting requires that equal amounts of revenue and expense be recognized until the financial outcome of a contract can be reasonably estimated. Provision for anticipated losses is made in the period in which they become evident.

Unrestricted donations and grants are recorded as revenue when receivable if the amounts can be estimated and collection is reasonably assured. Pledges from donors are recorded as revenue when payment is received by the University or the transfer of property is completed.

# CAPILANO UNIVERSITY

Notes to Consolidated Financial Statements (continued)

Year ended March 31, 2016

---

## 2. Summary of significant accounting policies (continued):

### (g) Revenue recognition (continued):

Restricted donations and grants are reported as revenue depending on the nature of the restrictions on the use of the funds by the contributors as follows:

- (i) Contributions for the purpose of acquiring or developing a depreciable tangible capital asset or in the form of a depreciable tangible capital asset, in each case for use in providing services, are recorded and referred to as deferred capital contributions and recognized in revenue at the same rate that amortization of the tangible capital asset is recorded. The reduction of the deferred capital contributions and the recognition of the revenue are accounted for in the fiscal period during which the tangible capital asset is used to provide services.
- (ii) Contributions restricted for specific purposes other than for those to be held in perpetuity or the acquisition or development of a depreciable tangible capital asset are recorded as deferred contributions and recognized in revenue in the year in which the stipulation or restriction on the contribution have been met.
- (iii) Contributions restricted to be retained in perpetuity, allowing only the investment income earned thereon to be spent are recorded as endowment contributions on the statement of operations and accumulated surplus for the portion to be held in perpetuity and as deferred contributions for the investment income earned thereon.

Investment income includes interest recorded on an accrual basis and dividends recorded as declared, realized gains and losses on the sale of investment and write downs on investments where the loss in value is determined to be other-than-temporary.

### (h) Contaminated Sites:

A liability for contaminated sites is recognized when a site is not in productive use and the following criteria are met:

- (i) An environmental standard exists;
- (ii) Contamination exceeds the environmental standards;
- (iii) The University is directly responsible or accepts responsibility;
- (iv) It is expected that future economic benefits will be given up; and
- (v) A reasonable estimate of the amount can be made.

The liability is recognized as management's estimate of the cost of post-remediation including operation, maintenance and monitoring that are an integral part of the remediation strategy for a contaminated site.

# CAPILANO UNIVERSITY

Notes to Consolidated Financial Statements (continued)

Year ended March 31, 2016

## 2. Summary of significant accounting policies (continued):

(i) Use of estimates:

The preparation of the financial statements in accordance with the accounting framework described in Note 2(a) requires management to make estimates and assumptions. These estimates and assumptions affect the reported amounts of assets, liabilities, and related disclosures. Key areas where management has made estimates and assumptions include those related to the useful lives of tangible capital assets, accrued losses on contracts and employee future benefits payable. Where actual results differ from these estimates and assumptions, the impact will be recorded in future periods when the difference becomes known.

## 3. Financial instruments:

Canadian public sector accounting standards define the fair value of a financial instrument as the amount at which the instrument could be exchanged in a current transaction between willing parties. The University uses the following methods and assumptions to estimate the fair value of each class of financial instruments for which the carrying amounts are included in the Statement of Financial Position under the following captions:

- Cash and cash equivalents, accounts receivable and accounts payables and accrued liabilities - the carrying amounts approximate fair value because of the short maturity of the instruments.

The University's instruments, except for the donated insurance policy, are all considered to be level 1 financial instruments for which the fair value is determined based on quoted prices in active markets. The donated insurance policy however is deemed a level 3 financial instrument as the inputs for the asset are not based on observable market data. Changes in fair valuation methods or in the availability of market observable inputs may result in a transfer between levels. During the year there were no significant transfers of securities between the different levels.

Financial assets, non-financial assets and liabilities recorded at fair value are comprised of the following:

	2016	2015
<b>Level 1:</b>		
Fixed income investments	\$ 20,564,814	\$ 19,586,662
Canadian equity investments	13,595,008	12,807,420
International equity investments	4,315,202	4,389,877
US equity investments	5,088,244	4,380,411
Less: endowment investments	(8,898,160)	(7,200,195)
	34,665,108	33,964,175
<b>Level 3:</b>		
Donated insurance policy	277,440	272,000
<b>Investments</b>	<b>\$ 34,942,548</b>	<b>\$ 34,236,175</b>



# CAPILANO UNIVERSITY

Notes to Consolidated Financial Statements (continued)

Year ended March 31, 2016

---

#### 4. Accounts payable and accrued liabilities:

	2016	2015
Accounts payable and accrued liabilities	\$ 5,251,041	\$ 3,037,929
Salaries and benefits payable	6,777,506	6,708,849
Accrued vacation pay	3,104,033	3,367,343
	<hr/>	<hr/>
	\$ 15,132,580	\$ 13,114,121

#### 5. Employee future benefits:

(a) Pension:

The College and its employees contribute to the College Pension Plan and Municipal Pension Plan (the "Plan"), jointly trustee pension plans. The Board of Trustees for these plans represent plan members and employers and are responsible for the management of the pension plan including investment of the assets and administration of benefits. The pension plans are multi-employer contributory pension plans. Basic pension benefits provided are based on a formula. The College Pension Plan has about 14,000 active members from college senior administration and instructional staff and approximately 6,000 retired members. The Municipal Pension Plan has about 182,000 active members, with approximately 5,800 from colleges.

The actuarial valuation for the College Pension Plan as at August 31, 2012 indicated a \$105 million funding deficit for basic pension benefits. The actuarial valuation for the Municipal Pension Plan as at December 31, 2012 indicated a \$1,370 million funding deficit for basic pension benefits.

Employers participating in the Plan record their pension expense as the amount of employer contributions made during the fiscal year (defined contribution pension plan accounting). This is because the Plan records accrued liabilities and accrued assets for the Plan in aggregate with the result that there is no consistent and reliable basis for allocating the obligation, assets and cost to individual employers participating in the Plan.

The actuary does not attribute portions of the unfunded liability to individual employers.

The University records pension expense as cash contributions to the plans are made. During the year, the University contributed \$4,407,246 (2015 - \$4,413,212) to the above plans.

# CAPILANO UNIVERSITY

Notes to Consolidated Financial Statements (continued)

Year ended March 31, 2016

## 5. Employee future benefits (continued):

(b) Benefits for employees on long-term disability and faculty retirees:

Information about liabilities for the University's employee benefit plans is as follows:

	2016	2015
Balance, beginning of year	\$ 1,300,200	\$ 1,408,600
Service cost	7,600	6,800
Interest cost	7,400	8,100
Employee contributions	314,600	228,700
Expected benefit payments	(319,600)	(253,400)
Immediate recognition of continuation of benefits for disabled employees	(252,400)	(114,400)
Actuarial loss (gain)	(122,600)	15,800
Balance, end of year	\$ 935,200	\$ 1,300,200

	2016	2015
Accrued benefit obligation	\$ 935,200	\$ 1,300,200
Fair value of plan assets	-	-
Funded status – plan deficit	935,200	1,300,200
Unamortized actuarial loss (gain)	(62,900)	66,100
Accrued benefit liability	\$ 998,100	\$ 1,234,100

As the employee future benefit liability for long-term disability is an event-driven obligation, the expense recorded in the statement of operations is comprised only of the immediate recognition of the liability.

The significant actuarial assumptions adopted in measuring the University accrued benefit obligation are as follows:

	2016	2015
Obligation discount rate	2.42%	2.85%
Extended health trend	7.125%	7.125%
Dental trend	4.5%	4.5%
EARSL	9 years	11 years

# CAPILANO UNIVERSITY

Notes to Consolidated Financial Statements (continued)

Year ended March 31, 2016

## 6. Deferred revenue and contributions:

Deferred revenue and contributions consists of deferred tuition fees, deferred government contributions and project and other revenue, deferred restricted donations and deferred restricted investment income as follows:

	2016	2015
Tuition fees	\$ 5,826,337	\$ 4,805,995
Deferred government contributions and project and other revenue (a), (b)	2,361,311	2,293,783
Restricted donations and restricted investment income (c)	4,807,438	3,469,290
	<u>\$ 12,995,086</u>	<u>\$ 10,569,068</u>

(a) Included in deferred government contributions and project and other revenue is the following related to government organizations:

	2016	2015
Provincial contributions:		
Beginning of year	\$ 1,173,663	\$ 1,278,012
Amounts received during the year	2,151,681	2,050,932
Recognized as revenue	(2,373,778)	(2,155,281)
	<u>\$ 951,566</u>	<u>\$ 1,173,663</u>

Operating grants from the Province of British Columbia of \$36,275,776 (2015 - \$36,712,844) were immediately recognized as revenue in the statements of operations when received. Amounts recognized as revenue are included in the Province of British Columbia revenue in the statement of operations and accumulated surplus.

(b) Included in deferred government contributions and project and other revenue is the following related to contributions revenue:

	2016	2015
Non-provincial contributions:		
Beginning of year	\$ 1,120,120	\$ 1,662,357
Amounts received during the year	5,675,710	4,017,372
Recognized as revenue	(5,386,085)	(4,559,609)
	<u>\$ 1,409,745</u>	<u>\$ 1,120,120</u>

# CAPILANO UNIVERSITY

Notes to Consolidated Financial Statements (continued)

Year ended March 31, 2016

## 6. Deferred revenue and contributions (continued):

(c) Included in restricted donations and restricted investment income is the following related to amounts from non-government organizations:

	2016	2015
Beginning of year	\$ 3,469,290	\$ 2,745,150
Amounts received and earned during the year	1,892,038	1,401,737
Recognized as revenue	(553,890)	(677,597)
	<u>\$ 4,807,438</u>	<u>\$ 3,469,290</u>

## 7. Deferred capital contributions:

Contributions for capital are referred to as deferred capital contributions. Amounts are recognized into revenue as the liability is extinguished over the useful life of the asset. Treasury Board provided direction on accounting treatment as disclosed in note 2(a). Changes in the deferred capital contributions balance are as follows:

	2016	2015
Balance, beginning of year	\$ 56,243,345	\$ 58,531,075
Contributions received during the year	3,353,902	1,668,859
Revenue recognized from deferred capital contributions	(3,670,088)	(3,956,589)
Balance, end of year	<u>\$ 55,927,159</u>	<u>\$ 56,243,345</u>

Included in the above is the following related to government organizations:

	2016	2015
Provincial contributions:		
Beginning of year	\$ 37,965,900	\$ 39,720,193
Amounts received during the year	3,353,902	668,859
Recognized as revenue	(2,196,405)	(2,423,152)
	<u>\$ 39,123,397</u>	<u>\$ 37,965,900</u>

	2016	2015
Federal contributions:		
Beginning of year	\$ 15,625,029	\$ 16,288,874
Recognized as revenue	(542,718)	(663,845)
	<u>\$ 15,082,311</u>	<u>\$ 15,625,029</u>

# CAPILANO UNIVERSITY

Notes to Consolidated Financial Statements (continued)

Year ended March 31, 2016

## 7. Deferred capital contributions (continued):

	2016	2015
Other contributions:		
Beginning of year	\$ 2,652,416	\$ 2,522,009
Amounts received during the year	-	1,000,000
Recognized as revenue	(930,965)	(869,593)
	\$ 1,721,451	\$ 2,652,416

Revenue is recognized as amortization of deferred capital contributions on the statement of operations and accumulated surplus.

## 8. Tangible capital assets:

Cost	Balance at March 31, 2015	Additions	Disposals	Balance at March 31, 2016
Land	\$ 10,000,370	\$ -	\$ -	\$ 10,000,370
Buildings	115,446,426	-	-	115,446,426
Computer equipment	15,981,069	2,262,257	-	18,243,326
Library books	1,278,585	-	-	1,278,585
Media equipment	253,641	-	(253,641)	-
Other furniture and equipment	14,100,864	3,711,102	-	17,811,966
Public works	4,148,537	-	-	4,148,537
Software	2,692,337	536,495	-	3,228,832
Vehicles	128,184	72,788	-	200,972
Total	\$ 164,030,013	\$ 6,582,642	\$ (253,641)	\$ 170,359,014

Accumulated amortization	Balance at March 31, 2015	Amortization expense	Disposals	Balance at March 31, 2016
Land	\$ -	\$ -	\$ -	\$ -
Buildings	51,887,018	3,075,302	-	54,962,320
Computer equipment	11,955,053	1,967,446	-	13,922,499
Library books	1,239,323	21,880	-	1,261,203
Media equipment	253,641	-	(253,641)	-
Other furniture and equipment	9,361,610	1,963,913	-	11,325,523
Public works	3,819,829	80,256	-	3,900,085
Software	2,336,644	303,085	-	2,639,729
Vehicles	44,032	12,216	-	56,248
Total	\$ 80,897,150	\$ 7,424,098	\$ (253,641)	\$ 88,067,607

# CAPILANO UNIVERSITY

Notes to Consolidated Financial Statements (continued)

Year ended March 31, 2016

## 8. Tangible capital assets (continued):

	Net book value March 31, 2015	Net book value March 31, 2016
Land	\$ 10,000,370	\$ 10,000,370
Buildings	63,559,408	60,484,106
Computer equipment	4,026,016	4,320,827
Library books	39,262	17,382
Other furniture and equipment	4,739,254	6,486,443
Public works	328,708	248,452
Software	355,693	589,103
Vehicles	84,152	144,724
Total	\$ 83,132,863	\$ 82,291,407

There was no write-down or reversal of a previous write-down of tangible capital assets during the year (2015 - nil).

## 9. Financial risk management:

The University has exposure to the following risks from its use of financial instruments: credit risk, market risk and liquidity risk.

The Board of Governors ensures that the University has identified its major risks and ensures that management monitors and controls them.

### (a) Credit risk:

Credit risk is the risk of financial loss to the University if a customer or counterparty to a financial instrument fails to meet its contractual obligations. Such risks arise principally from certain financial assets held by the University consisting of cash, investments, accounts receivable and restricted investments. The University assesses these financial assets, on a continuous basis for any amounts that are not collectible or realizable.

### (b) Market risk:

Market risk is the risk that changes in market prices, such as interest rates, will affect University's income. The objective of market risk management is to control market risk exposures within acceptable parameters while optimizing the return on risk. The University manages market risk by adoption of an investment policy and adherence to this policy by an investment manager. Investments are in pooled funds in a diversified portfolio in accordance with the University's investment policy.

Interest rate risk is the risk that the fair value of future cash flows of a financial instrument will fluctuate because of changes in the market interest rates.

It is management's opinion that the University is not exposed to significant market or interest rate risk arising from its financial instruments.

# CAPILANO UNIVERSITY

Notes to Consolidated Financial Statements (continued)

Year ended March 31, 2016

---

## 9. Financial risk management (continued):

### (c) Liquidity risk:

Liquidity risk is the risk that the University will not be able to meet its financial obligations as they become due.

The University manages liquidity risk by continually monitoring actual and forecasted cash flows from operations and anticipated investing and financing activities to ensure, as far as possible, that it will always have sufficient liquidity to meet its liabilities when due, under both normal and stressed conditions, without incurring unacceptable losses or risking damage to the University's reputation.

## 10. Contractual obligations:

The nature of the University's activities can result in multi-year contracts and obligations whereby the University will be committed to make future payments. Significant contractual obligations related to security, parking and janitorial services that can be reasonably estimated are as follows:

---

2017	\$	1,371,323
2018		1,240,007
2019		1,157,942
2020		1,096,229
2021		160,259

---

## 11. Expenses by object:

The following is a summary of expenses by object:

---

	2016	2015
Amortization of tangible capital assets	\$ 7,424,098	\$ 7,506,760
Buildings and grounds maintenance	5,262,525	5,478,987
Cost of goods sold	1,767,035	1,858,516
Other operating expenses	12,862,720	11,425,037
Salaries and benefits	58,910,802	59,960,709
Student support activities	1,685,198	1,370,229
	\$ 87,912,378	\$ 87,600,238

---

# CAPILANO UNIVERSITY

Notes to Consolidated Financial Statements (continued)

Year ended March 31, 2016

## 12. Budget figures:

Budget figures have been provided for comparative purposes and have been derived from the consolidated budget approved by the Board of Governors of the University on May 19, 2015. The budget is reflected in the Statement of Operations and Accumulated Surplus and the Statement of Changes in Net Financial Assets and is reconciled to the Statement of Operations as follows:

	Approved budget	Reallocation	Statement of operations
Expenses by object:			
Amortization of tangible capital assets	\$ 7,094,659	\$ (7,094,659)	\$ -
Building and grounds maintenance	5,876,391	(5,876,391)	-
Cost of goods sold	1,772,300	(1,772,300)	-
Other operating expenses	12,917,257	(12,917,257)	-
Salaries and benefits	64,254,293	(64,254,293)	-
Student support activities	1,430,812	(1,430,812)	-
	93,345,712	(93,345,712)	-
Expenses by function:			
Instruction and student support	-	56,083,216	56,083,216
Facility and institutional support	-	32,734,484	32,734,484
Ancillary	-	4,528,012	4,528,012
	-	93,345,712	93,345,712
	\$ 93,345,712	\$ -	\$ 93,345,712