

NORTHERN LIGHTS COLLEGE FINANCIAL STATEMENTS

For the Year Ended March 31, 2015




NORTHERN LIGHTS COLLEGE
DAWSON CREEK
CAMPUS

Thursday

08:53: AM


6.5°C

B.C.'s Energy College



CONTENTS

Management Report	Page 1
Independent Auditor's Report	Page 2
Statement of Financial Position	Page 4
Statement of Operations and Accumulated Surplus	Page 5
Statement of Changes in Net Debt	Page 6
Statement of Cash Flows	Page 7
Notes to the Financial Statements	Page 8



B.C.'s Energy College™

**NORTHERN LIGHTS COLLEGE
REGIONAL ADMINISTRATION**

11401 – 8th Street Dawson Creek BC V1G 4G2
Telephone 250-782-5251 • Toll free 1-866-463-6652

Fax 250-782-5233

nlc.bc.ca

1.

MANAGEMENT'S REPORT

Management's Responsibility for the Financial Statements

The financial statements have been prepared by management in accordance with section 23.1 of the Budget Transparency and Accountability Act, which requires Canadian public sector accounting standards (PSAS) modified by B.C. Regulation 198/2011, "Restricted Contributions Regulation" and the integrity and objectivity of these statements are management's responsibility. Management is also responsible for all of the notes to the financial statements and schedules, and for ensuring that this information is consistent, where appropriate, with the information contained in the financial statements.


Management is also responsible for implementing and maintaining a system of internal controls to provide reasonable assurance that reliable financial information is produced.

The Board of Governors are responsible for ensuring that management fulfils its responsibilities for financial reporting and internal control and exercises these responsibilities through regular board meetings. The Board of Governors review the Executive Limitation – 4, Financial Condition and Activities report on a quarterly basis and external audited financial statements yearly.

The external auditors, Sander Rose Bone Grindle LLP, conduct an independent examination, in accordance with Canadian auditing standards, and express their opinion on the financial statements. The external auditors have full and free access to financial management of the Northern Lights College and meet when required.

On behalf of the Northern Lights College


Bryn Kulmatycki
President and CEO


Karen Simpson
Chair



CHARTERED ACCOUNTANTS

Partners

- * Ben Sander, B. Comm., CPA, FCA
- * Dale J. Rose, CPA, CA
- * Alan Bone, B. Comm., CPA, CA
- * Jason Grindle, B. Comm., CPA, CA

813 - 103rd AVENUE, DAWSON CREEK, BC V1G 2G2
TEL: (250) 782-3374 • FAX: (250) 782-3379 • dc@erbg.ca

10208 - 88th AVENUE, FORT ST. JOHN, BC V1J 1V4
TEL: (250) 785-6645 • FAX: (250) 785-0084 • fsj@erbg.ca

103 - 8856 - 97th AVENUE, GRANDE PRAIRIE, AB T8V 7K2
TEL: (780) 532-8303 • FAX: (866) 826-8584 • gp@erbg.ca

2.

Independent Auditor's Report

To the Board of Governors of the Northern Lights College and the Minister of Advanced Education of British Columbia

Report on the Financial Statements

We have audited the accompanying financial statements of Northern Lights College, which comprise the statement of financial position as at March 31, 2015 and the statements of operations and accumulated surplus, changes in net debt, and cash flows for the year then ended, and a summary of significant accounting policies and other explanatory information.

Management's Responsibility for the Financial Statements

Management is responsible for the preparation and fair presentation of these financial statements in accordance with section 23.1 of the Budget Transparency and Accountability Act, which requires Canadian public sector accounting standards (PSAS) modified by B.C. Regulation 198/2011, "Restricted Contributions Regulation", and for such internal control as management determines is necessary to enable the preparation of financial statements that are free from material misstatement, whether due to fraud or error.

Auditor's Responsibility

Our responsibility is to express an opinion on these financial statements based on our audit. We conducted our audit in accordance with Canadian auditing standards. Those standards require that we comply with ethical requirements and plan and perform the audit to obtain reasonable assurance about whether the financial statements are free from material misstatements.

An audit involves performing procedures to obtain audit evidence about the amounts and disclosures in the financial statements. The procedures selected depend on the auditors' judgment, including the assessment of the risks of material misstatement of the financial statements, whether due to fraud or error. In making those risk assessments, the auditor considers internal control relevant to the entity's preparation and fair presentation of the financial statements in order to design audit procedures that are appropriate in the circumstances, but not for the purpose of expressing an opinion on the effectiveness of the entity's internal control. An audit also includes evaluating the appropriateness of accounting policies used and the reasonableness of accounting estimates made by management, as well as evaluating the overall presentation of the financial statements.

We believe that the audit evidence we have obtained is sufficient and appropriate to provide a basis for our audit opinion.

Opinion

In our opinion, the financial statements present fairly, in all material respects, the financial position of Northern Lights College as at March 31, 2015 and its results of operations and its cash flows for the year then ended in accordance with section 23.1 of the Budget Transparency and Accountability Act, which requires Canadian public sector accounting standards (PSAS) modified by B.C. Regulation 198/2011, "Restricted Contributions Regulation".

(continues)



Member, Chartered Accountants of British Columbia

* Denotes Professional Corporations

Independent Auditor's Report (continued)**Emphasis of Matter**

Without modifying our opinion, we draw attention to Note 2 to the financial statements which describe the basis of accounting and the significant differences between such basis of accounting and Canadian Public Sector Accounting Standards. Note 17 to the financial statements discloses the impact of these differences.

Dawson Creek, BC
May 8, 2015

Sander Rose Bone Grindle LLP
Chartered Accountants

**NORTHERN LIGHTS COLLEGE
STATEMENT OF FINANCIAL POSITION
MARCH 31, 2015**

	<u>2015</u>	<u>2014</u>
FINANCIAL ASSETS		
Cash	\$ 9,051,127	\$ 5,301,699
Accounts receivable (Note 3)	2,228,940	1,848,399
Inventory for resale and other assets held for sale (Note 4)	259,753	511,610
	<u>11,539,820</u>	<u>7,661,708</u>
LIABILITIES		
Accounts payable and accrued liabilities (Note 5)	5,643,181	3,114,221
Employee future benefits (Note 6)	346,000	351,000
Deferred revenue (Note 7)	4,429,513	3,376,377
Deferred contributions (Note 8)	115,317	90,317
Deferred capital contributions (Note 9)	45,095,886	45,091,033
Long term debt (Note 10)	3,531,000	3,705,000
	<u>59,160,897</u>	<u>55,727,948</u>
NET DEBT	<u>(47,621,077)</u>	<u>(48,066,240)</u>
NON-FINANCIAL ASSETS		
Tangible capital assets (Note 11)	52,763,893	52,385,221
Prepaid expenses	133,828	239,170
	<u>52,897,721</u>	<u>52,624,391</u>
ACCUMULATED SURPLUS (Note 13)	<u>\$ 5,276,644</u>	<u>\$ 4,558,151</u>

See accompanying notes to the financial statements



Board Chair



President and CEO

**NORTHERN LIGHTS COLLEGE
STATEMENT OF OPERATIONS AND ACCUMULATED SURPLUS
FISCAL YEAR ENDED MARCH 31, 2015**

5.

	<u>2015</u>	<u>2015</u>	<u>2014</u>
	<u>Actual</u>	<u>Budget (unaudited)</u>	<u>Actual</u>
REVENUE			
Province of British Columbia grants:			
Ministry of Advanced Education, Innovation and Technology	\$ 18,372,994	\$ 17,278,528	\$ 19,161,080
Industry Training Authority	2,019,888	1,941,265	1,957,228
Ministry of Jobs Tourism and Skills Training	592,711	188,187	1,251,105
Tuition and student fees	6,745,607	6,146,580	5,422,670
Revenue recognized from deferred capital contributions (Note 9)	2,574,518	2,424,887	2,628,423
Contract services	867,453	778,510	846,837
Sales of goods and services	2,197,904	2,358,652	1,848,735
Interest	77,375	50,025	59,092
Other	535,256	595,432	629,589
Total Revenue	<u>33,983,706</u>	<u>31,762,066</u>	<u>33,804,759</u>
EXPENDITURES (Note 18)			
Instruction	13,161,825	12,537,913	14,403,470
Academic and Student Support	4,536,408	3,943,382	4,412,631
General Administration	6,130,529	6,174,944	5,553,328
Facility Operations and Maintenance	3,539,615	3,467,070	3,745,848
Ancillary Operations	1,669,050	1,563,870	1,438,415
Amortization	4,227,786	4,074,887	4,212,799
Total Expenditures	<u>33,265,213</u>	<u>31,762,066</u>	<u>33,766,491</u>
ANNUAL SURPLUS	<u>718,493</u>	<u>-</u>	<u>38,268</u>
ACCUMULATED SURPLUS, beginning of year	<u>4,558,151</u>	<u>4,558,151</u>	<u>4,519,883</u>
ACCUMULATED SURPLUS, end of year	<u>\$ 5,276,644</u>	<u>\$ 4,558,151</u>	<u>\$ 4,558,151</u>

See accompanying notes to the financial statements

**NORTHERN LIGHTS COLLEGE
STATEMENT OF CHANGE IN NET DEBT
FISCAL YEAR ENDED MARCH 31, 2015**

6.

	<u>2015</u>	<u>2015</u>	<u>2014</u>
	<u>Actual</u>	<u>Budget</u>	<u>Actual</u>
		<u>(unaudited)</u>	
ANNUAL SURPLUS	\$ 718,493	\$ -	\$ 38,268
Acquisition of tangible capital assets	(4,606,458)	(4,173,402)	(2,177,742)
Amortization of tangible capital assets	4,227,786	4,074,887	4,212,799
	<u>339,821</u>	<u>(98,515)</u>	<u>2,073,325</u>
Acquisition of prepaids and deposits	(84,843)	-	(172,483)
Use of prepaids and deposits	190,185	-	64,697
	<u>445,163</u>	<u>(98,515)</u>	<u>1,965,539</u>
DECREASE (INCREASE) IN NET DEBT			
	445,163	(98,515)	1,965,539
NET DEBT, beginning of year	<u>(48,066,240)</u>	<u>48,066,240</u>	<u>(50,031,779)</u>
NET DEBT, end of year	<u>\$ (47,621,077)</u>	<u>\$ 47,967,725</u>	<u>\$ (48,066,240)</u>

See accompanying notes to the financial statements

**NORTHERN LIGHTS COLLEGE
STATEMENT OF CASH FLOWS
FISCAL YEAR ENDED MARCH 31, 2015**

7.

	<u>2015</u>	<u>2014</u>
OPERATING ACTIVITIES		
Annual surplus	\$ 718,493	\$ 38,268
Non-cash items:		
Amortization of tangible capital assets	4,227,786	4,212,799
Revenue recognized from deferred capital contributions	(2,574,518)	(2,628,423)
(Increase) decrease in receivables	(380,541)	239,590
Decrease in inventory	251,857	4,311
Decrease (increase) in prepaids and deposits	105,342	(107,786)
Increase (decrease) in payables and accruals	2,523,960	(1,080,349)
Increase in deferred revenue	1,053,136	130,369
	<u>5,925,515</u>	<u>808,779</u>
CAPITAL ACTIVITIES		
Purchase of tangible capital assets	(4,606,458)	(2,177,742)
Deferred contributions, net increase	2,604,371	1,384,428
	<u>(2,002,087)</u>	<u>(793,314)</u>
FINANCING ACTIVITIES		
Paydown on long term debt	(174,000)	(170,000)
	<u>3,749,428</u>	<u>(154,535)</u>
INCREASE (DECREASE) IN CASH	<u>3,749,428</u>	<u>(154,535)</u>
CASH, beginning of year	<u>5,301,699</u>	<u>5,456,234</u>
CASH, end of year	<u>\$ 9,051,127</u>	<u>\$ 5,301,699</u>

**Supplementary cash flow information (Note 14)
See accompanying notes to the financial statements**

1. PURPOSE OF ORGANIZATION

Northern Lights College is an educational, cultural, social and recreational resource for the students and communities it serves. It has special responsibility for leadership in the development, promotion and delivery of education to the people of the northern region of British Columbia. In a fiscally responsible manner, the multi-campus structure of Northern Lights College provides accessible learning opportunities within an extensive geographical environment. The College is responsive to the interests, aspirations, and needs of individuals, businesses and communities in a wide variety of ever changing social and economic conditions.

Northern Lights College is incorporated under the College and Institute Act of British Columbia and is exempt from income tax under the Income Tax Act.

2. SIGNIFICANT ACCOUNTING POLICIES

Previous year amounts have been restated to conform to the current year's presentation.

a) Basis of accounting:

These financial statements have been prepared in accordance with Section 23.1 of the Budget Transparency and Accountability Act of the Province of British Columbia, which are consistent with Canadian public sector accounting standards except in regard to the accounting for government transfers set out in Note 2(d).

In 2010, directive was provided by the Province of British Columbia Treasury Board (Treasury Board) through Government Organization Accounting Standards Regulation 257/2010 requiring all tax-payer supported organizations in the Schools, Universities, Colleges and Hospitals sector to adopt Public Sector Accounting Board (PSAB) standards of the Canadian Institute of Chartered Accountants (CICA) without any PS4200 elections from their first fiscal year commencing after January 1, 2012.

In March 2011, PSAB released a new Public Sector Accounting Standard PS 3410 "Government Transfers". In November 2011, Treasury Board provided a directive through Restricted Contributions Regulation 198/2011 providing direction for the reporting of restricted contributions whether they are received or receivable by the Northern Lights College before or after this regulation was in effect. The Treasury Board direction on the accounting treatment of restricted contributions is as described in Note 2 (d).

b) Financial Instruments

Accounts receivables are measured at amortized cost using the effective interest method; Accounts payables and accrued liabilities are measured at amortized cost using the effective interest method.

c) Use of estimates

These financial statements have been prepared in accordance with Canadian Public Sector Accounting Standards. In preparing these financial statements management has made estimates and assumptions that affect the amount reported. Significant estimates include assumptions made to establish the useful life of tangible capital assets, accrued liabilities and employee future benefits. Actual results could differ from those estimates.

d) Revenue Recognition

The College follows the deferral method of accounting for revenues. Revenue is recognized when services are performed.

Externally and internally restricted non-capital contributions are deferred and recognized as revenue in the period in which the related expenses are incurred.

Externally restricted capital contributions are recorded as deferred contributions until the amount is invested in capital assets. Contributions for capital assets that will be amortized are transferred to deferred capital contributions in the period the asset is acquired.

Contributions for capital assets that will not be amortized, such as land, are not transferred to deferred capital contributions or recognized as revenue, but are recorded as direct increases in net assets in the period the assets are acquired.

Deferred capital contributions are recognized as revenue in the period in which the related capital assets are amortized. Deferred capital contributions relating to capital assets disposed of are recognized as revenue in the period of disposal if all restrictions have been complied with.

Government grants are accounted for as unrestricted contributions or externally restricted contributions in accordance with the terms of funding.

e) Cash and Cash Equivalents

Cash and cash equivalents includes all bank accounts and does not include investments, none of the College's cash has been restricted for use.

f) Fund Accounting

To provide information on the limitations and restrictions placed on the use of resources available to the College, these resources are classified for accounting and reporting purposes into funds according to the activities or objectives specified.

These funds are:

Operating Fund

The operating fund reflects revenues and expenses relating to base-funded ongoing program delivery and administration activities.

Capital Fund

The capital fund reflects the College's investment in capital assets, related financing activities and revenues and expenses relating to capital assets.

g) Inventory for Resale and Other Assets Held for Sale

Inventories for resale are valued at the lower of cost or net realizable value.

Assets held for sale are expected to be sold within one year. They are valued at the lower of cost or expected net realizable value.

h) Non-Financial Assets

Non-financial assets are not available to discharge existing liabilities and are held for use in the provision of services. They have useful lives extending beyond the current year and are not intended for sale in the ordinary course of operations.

i) Prepaid Expenses

Prepaid expenses consist of prepaid insurance and other operating expenses. All amounts will be expended in the following year.

ii) Tangible Capital Assets

Tangible capital assets are recorded at cost, which includes amounts that are directly attributable to acquisition, construction, development or betterment of the asset. Interest is not capitalized whenever external debt is used to finance the construction of tangible capital assets. The cost, less residual value, of the tangible capital assets are amortized on a straight-line basis over the useful life of the assets. Amortization is not taken in the year of acquisition and a full year's amortization is taken in the year of disposal. Land is not amortized as it is deemed to have a permanent value.

ii) Tangible Capital Assets (continued)

Amortization is provided as follows (in years):

Buildings - wood frame (20)	Library books (10)
Buildings - concrete/steel frame (40)	Leasehold improvements (Life of lease)
Furniture and equipment (5)	Site improvements (10)
Computer equipment (3)	Heavy Equipment (5)
Computer software (3)	

Assets under construction are not amortized until the asset is available for productive use. Works of art and historic assets are not recorded as assets in these financial statements.

i) Budget Figures

Budget figures have been provided for comparative purposes and have been derived from the Operating Budget presented to the Board of Governors of the Northern Lights College on April 9, 2014. The budget is reflected in the Statement of Operations and Accumulated Surplus.

Budget figures have not been audited, and are presented only for information purposes.

3. RECEIVABLES

	<u>2015</u>	<u>2014</u>
Receivables		
Student	\$ 825,383	\$ 596,307
Trade	1,578,704	1,332,602
Capital	-	135,000
Other	102,821	64,686
	<u>2,506,908</u>	<u>2,128,595</u>
	<u>(277,968)</u>	<u>(280,196)</u>
Less: allowance for doubtful accounts	<u>\$ 2,228,940</u>	<u>\$ 1,848,399</u>

Capital receivables included funding from the Federal Government and Northern Development Initiative Trust for the installation of the simulated well site in Fort St. John, of \$Nil (2014-\$25,000) and the training tower in Dawson Creek, of \$Nil (2014-\$110,000).

4. INVENTORY FOR RESALE AND OTHER ASSETS HELD FOR SALE

	<u>2015</u>	<u>2014</u>
Inventories for resale	\$ 257,208	\$ 286,346
Other assets held for sale	2,545	225,264
	<u>\$ 259,753</u>	<u>\$ 511,610</u>

Other assets held for sale comprises of the residential construction home.

5. ACCOUNTS PAYABLE AND ACCRUED LIABILITIES

	<u>2015</u>	<u>2014</u>
Trade - Provincial and regional governments	\$ 32,944	\$ 17,538
- General	4,142,668	2,011,086
Payroll	947,748	511,441
Overtime	31,164	42,639
Vacation	488,657	531,517
	<u>\$ 5,643,181</u>	<u>\$ 3,114,221</u>

6. EMPLOYEE FUTURE BENEFITS

a) Pension benefits

The College and its employees contribute to the College Pension Plan and Municipal Pension Plan, jointly trusted pension plans. The board of trustees for these plans represent plan members and employers and are responsible for the management of the pension plan including investment of the assets and administration of benefits. The pension plans are multi-employer contributory pension plans. Basic pension benefits provided are based on a formula. As at August 31, 2014, the College Pension Plan has about 14,000 active members from college senior administration and instructional staff and approximately 6,000 retired members. As at December 31, 2013, the Municipal Pension Plan has about 182,000 active members, with approximately 5,800 from colleges.

6. EMPLOYEE FUTURE BENEFITS (continued)

The most recent actuarial valuation for the College Pension Plan as at August 31, 2012 indicated a \$105 million funding deficit for basic pension benefits. The next valuation will be as at August 31, 2015 with results available in 2016. The most recent actuarial valuation for the Municipal Pension Plan as at December 31, 2012 indicated a \$1,370 million funding deficit for basic pension benefits. The next valuation will be as at December 31, 2015 with results available in 2016. Employers participating in the Plan record their pension expense as the amount of employer contributions made during the fiscal year (defined contribution pension plan accounting). This is because the Plans records accrued liabilities and accrued assets for the Plan in aggregate with the result that there is no consistent and reliable basis for allocating the obligation, assets and cost to individual employers participating in the Plans.

The Northern Lights College paid \$1,259,843 (2014-\$1,276,987) for employer contributions to the Plan in fiscal 2014-2015.

b) Accumulated sick leave benefit and other retirement benefit arrangements liability

Employees of Northern Lights College are entitled to sick leave in accordance with the terms and conditions of their employment contracts. Employees of Northern Lights College are not entitled to accrue their unused sick leave credits. Retirement benefit payments represent the Northern Lights College share of the cost to provide employees with various benefits upon retirement. The accrued benefit obligation and the net periodic benefit cost were estimated by an actuarial valuation completed in December 2013.

	Sick leave	Retirement Benefits Payments	2015 Total	2014
Accrued benefits obligation	<u>\$ -</u>	<u>\$ 346,000</u>	<u>\$ 346,000</u>	<u>\$ 351,000</u>

7. DEFERRED REVENUE

	<u>2015</u>	<u>2014</u>
Tuition	\$ 1,159,517	\$ 1,159,670
Other	<u>3,269,996</u>	<u>2,216,707</u>
	<u>\$ 4,429,513</u>	<u>\$ 3,376,377</u>

Deferred tuition relates to tuition fees that have not yet been earned. Other deferred revenue relates to continuous learning programs and other student fees.

8. DEFERRED CONTRIBUTIONS

Deferred contributions represent externally restricted contributions that will be used in future years. Changes in deferred contributions are as follows:

	<u>2015</u>	<u>2014</u>
Balance, beginning of year	\$ 90,317	\$ 87,437
Funds received:		
Provincial and Federal capital grants	2,864,034	1,047,476
Other capital and fundraising grants	25,000	102,880
Funds used:		
Capital purchases	(2,491,558)	(662,376)
Maintenance and related expenses	<u>(372,476)</u>	<u>(485,100)</u>
Balance, end of year	<u>\$ 115,317</u>	<u>\$ 90,317</u>

9. DEFERRED CAPITAL CONTRIBUTIONS

Deferred capital contributions represent the portion of externally restricted contributions used to acquire capital assets that will be recognized as revenue in future periods over the remaining useful life of the assets. Changes in deferred capital contributions are as follows:

	<u>2015</u>	<u>2014</u>
Balance, beginning of year	\$ 45,091,033	\$ 46,337,908
Current year's acquisitions funded by provincial capital contributions	2,491,558	562,376
Current year's acquisitions funded by other capital contributions	87,812	819,172
Revenue recognized from deferred capital contributions	<u>(2,574,518)</u>	<u>(2,628,423)</u>
Balance, end of year	<u>\$ 45,095,885</u>	<u>\$ 45,091,033</u>

10. LONG TERM DEBT

In August 1999, the Ministry of Advanced Education, Training and Technology approved the request of Northern Lights College to obtain financing of up to \$4.5 million to construct the new student residence at its Dawson Creek Campus. This approval was in accordance with section 34(1) of the Colleges and Institute Act.

In September 1999, the Northern Lights College obtained a construction loan with the Royal Bank of Canada for a total commitment of \$4.5 million subject to draws based on the project monitor certificates. The construction loan of \$4.3 million was converted into a 10-year promissory note on May 31, 2000 with a fixed interest rate of 6.79%. Repayment of principal and interest will be \$32,557 per month from July 1, 2000 to June 1, 2010, for an annual commitment of \$390,684 for 10 years.

On June 1, 2010 the promissory note was increased to \$4.3 million and converted into a non-revolving term facility, by way of a five year fixed Bankers' Acceptance Loan. This is repayable by consecutive blended monthly payments of \$13,000 principle plus 3.75% per annum interest.

Principal and interest payments due within the next five years, assuming no change in any of the terms, are as follows:

	Principal	Interest	Total
2016	3,531,000	32,735	3,563,735

In accordance with the approval of the Ministry of Advanced Education, Training and Technology, the new student residence will be self-supporting with no impact on provincial debt.

11. TANGIBLE CAPITAL ASSETS

Cost	Balance at March 31, 2014	Additions	Disposals	Balance at March 31, 2015
Land	\$ 568,977	\$ -	\$ -	\$ 568,977
Buildings - wood	18,438,836	372,739	-	18,811,575
Buildings - concrete	52,109,408	1,865,559	-	53,974,967
Furniture and equipment	19,315,156	682,168	(25,232)	19,972,092
Heavy equipment	124,214	130,380	-	254,594
Computer equipment	3,444,934	108,452	-	3,553,386
Computer software	1,150,540	-	-	1,150,540
Site improvements	3,401,521	-	-	3,401,521
Books and media	417,199	-	-	417,199
Leasehold improvements	710,284	-	-	710,284
Work in progress	562,420	1,447,160	-	2,009,580
Total	\$ 100,243,489	\$ 4,606,458	\$ (25,232)	\$ 104,824,715

Accumulated Amortization	Balance at March 31, 2014	Disposals	Amortization Expense	Balance at March 31, 2015
Buildings - wood	\$ 11,031,143	\$ -	\$ 736,702	\$ 11,767,845
Buildings - concrete	14,036,940	-	1,395,916	15,432,856
Furniture and equipment	15,318,921	(25,232)	1,096,036	16,389,725
Heavy equipment	124,214	-	-	124,214
Computer equipment	2,733,491	-	566,106	3,299,597
Computer software	760,078	-	364,353	1,124,431
Site improvements	2,767,528	-	63,399	2,830,927
Books and media	375,669	-	5,274	380,943
Leasehold improvements	710,284	-	-	710,284
Total	\$ 47,858,268	\$ (25,232)	\$ 4,227,786	\$ 52,060,822

11. TANGIBLE CAPITAL ASSETS (continued)

Net Book Value	2015	2014
Land	\$ 568,977	\$ 568,977
Buildings - wood	7,043,730	7,407,693
Buildings - concrete	38,542,111	38,072,468
Furniture and equipment	3,582,367	3,996,235
Heavy equipment	130,380	-
Computer equipment	253,789	711,443
Computer software	26,109	390,462
Site improvements	570,594	633,993
Books and media	36,256	41,530
Leasehold improvements	-	-
Work in progress	2,009,580	562,420
Total	\$ 52,763,893	\$ 52,385,221

During the fiscal year Northern Lights College received contributed equipment totaling \$132,062; (2014-\$719,172) they were recorded at their estimated fair market value.

There were no write downs of tangible capital assets in the current year.

12. FINANCIAL RISK MANAGEMENT

Northern Lights College has exposure to the following risks from its use of financial instruments: credit risk, market risk and liquidity risk.

The Board of Governors ensures that Northern Lights College has identified its major risks and ensures that management monitors and controls them.

a) Credit Risk

Credit risk is the risk of financial loss to Northern Lights College if a customer or counterparty to a financial instrument fails to meet its contractual obligations. Such risk arises principally from certain financial assets held by Northern Lights College consisting of cash and accounts receivables.

12. FINANCIAL RISK MANAGEMENT (continued)

Northern Lights College manages its credit risks by not having short-term investments and reviewing accounts receivables and performing collections on a regular basis.

Maximum exposure of credit risk of Northern Lights College is the carrying value of cash and accounts receivables on the Statement of Financial Position.

b) Market risk

Market risk is the risk that changes in market prices, such as interest rates, will affect Northern Lights College's income. The objective of market risk management is to control market risk exposures within acceptable parameters while optimizing the return on risk.

Interest rate risk is the risk that the fair value of future cash flows of a financial instrument will fluctuate because of changes in the market interest rates.

Northern Lights College manages its market risk by choosing a fixed rate over a five year term on long term debt. It is management's opinion that Northern Lights College is not exposed to significant market or interest rate risk arising from its financial instruments.

c) Liquidity risk

Liquidity risk is the risk that Northern Lights College will not be able to meet its financial obligations as they become due.

Northern Lights College manages liquidity risk by continually monitoring actual and forecasted cash flows from operations and anticipated investing and financing activities to ensure, as far as possible, that it will always have sufficient liquidity to meet its liabilities when due, under both normal and stressed conditions, without incurring unacceptable losses or risking damage to Northern Lights College's reputation.

It is management's opinion that Northern Lights College is not exposed to significant liquidity risk arising from its financial instruments.

13. ACCUMULATED SURPLUS

	<u>2015</u>	<u>2014</u>
Operating Fund	\$ 1,183,886	\$ 968,963
Capital Fund	<u>4,092,758</u>	<u>3,589,188</u>
	<u>\$ 5,276,644</u>	<u>\$ 4,558,151</u>

14. INTEREST PAID

During the year the College had cash flow arising from interest paid as follows:

	<u>2015</u>	<u>2014</u>
Interest Paid	<u>\$ 135,915</u>	<u>\$ 142,348</u>

15. INVESTMENT

On May 5, 2010 Northern Lights College acquired, through donation, 500,000 non-par value common share of Canadian Timber Towers Corporation. The basis of valuation being used is the cost method. It is not possible to estimate the fair market value of these shares at this time.

16. CONTINGENT LIABILITIES

Northern Lights College is involved in various claims and or lawsuits from the ordinary course of business. Although the outcome of such matters cannot be predicted with certainty, management does not consider the possible results to have a material effect on the College's financial statements.

17. IMPACT OF ACCOUNTING FOR GOVERNMENT TRANSFERS IN ACCORDANCE WITH SECTION 23.1 OF THE BUDGET TRANSPARENCY AND ACCOUNTABILITY ACT

As noted in the significant accounting policies note 2(a), Section 23.1 of the Budget Transparency and Accountability Act and Restricted Contributions Regulation 198/2011 require Northern Lights College to recognize government transfers for capital assets into revenue on the same basis as the related amortization expense. As these transfers do not contain stipulations that create a liability, Canadian Public sector accounting standards would require these grants to be fully recognized into revenue. The impact of this difference on the financial statements of Northern Lights College is as follows:

March 31, 2014 – increase in accumulated surplus by \$45,654,677, a decrease in deferred revenue by \$473,327, deferred contributions by \$90,317, and deferred capital contributions by \$45,091,033.

March 31, 2015 – increase in accumulated surplus by \$46,239,472, a decrease in deferred revenue by \$519,828, deferred contributions by \$115,317, and deferred capital contributions by \$45,604,327.

18. SEGMENTED INFORMATION

Segmented information has been identified based upon functional lines of service provided by the Institution. Institution services are provided by departments and their activities are reported by functional area in the body of the financial statements. Certain functional lines that have been separately disclosed in the segmented information, along with the services they provide, are as follows:

Instruction

This function includes expenses related to all direct educational delivery within the institution. This would include credit and non-credit courses, diploma and certificate programs, continuing education, contract training, and trades training. Costs associated with this function include contract expenses; Deans and Chairs; and instructional administration (general and financial), support staff and support costs related to these activities.

Academic and Student Support

This function includes activities that directly support the academic functions of the institution as well as centralized functions that support individual students or group of students. These include; function related contracts; curriculum and program development; libraries; student service administration; student recruitment; records and admissions (registrar); recreation; financial aid; scholarships and bursaries; and any other centralized general and financial administration and support costs related to these activities.

General Administration

This function includes activities that support the institution as a whole, such as; executive management, Board of Governors, public relations, corporate finance, human resources, information technology, and any other centralized institution-wide general administrative activities.

Facility Operations and Maintenance

This function includes; the operations and maintenance of physical plant and equipment for all institutional activities; utilities; facilities administration; custodial services; grounds keeping; major repairs and renovations; and security services.

Amortization

This function includes all capital asset amortization expenses of the institution.

Ancillary Operations

This function includes business activities generally outside of instruction that provides goods and services to students, staff or others external to the organization. These include but are not limited to; food services, student residences, daycare and bookstores. Costs associated with this function include function related contracts and general and financial administration and support costs.

NORTHERN LIGHTS COLLEGE
NOTES TO THE FINANCIAL STATEMENTS
MARCH 31, 2015

NOTE 18 SEGMENTED INFORMATION (CONTINUED)

	2014		2015		Instruction	Academic and Student Support	General Administration	Facilities	Amortization	Auxiliary Operations
	Total	Total	Total	Total						
REVENUE										
Province of British Columbia grants	22,369,413	20,985,593	19,947,805	4,666,459		517,713		275,197		244,878
Tuition and student fees	5,432,670	6,745,607	4,666,459			2,032,968	43,990			2,190
Revenue recognized from deferred capital contributions	2,628,423	2,574,518							2,574,518	
Contract services	846,837	867,453	791,829			75,634				
Sales of goods and services	1,848,735	2,187,904	328			60,961		150,757		1,985,858
Interest	59,092	77,375					77,375			
Other	629,589	535,256	456,464		4,064		56,503	18,225		
	33,804,739	33,983,706	25,862,885		2,697,330	177,868	177,868	444,179	2,574,518	2,232,926
EXPENSES										
Salaries and benefits	18,689,641	18,156,126	9,687,335		3,194,183		3,127,768	1,618,250		567,590
Supplies	1,420,756	1,429,739	1,184,281		37,378		82,848	102,737		22,495
Contract fees	2,502,483	2,163,279	1,106,611		591,329		410,688	54,429		222
Amortization	4,212,789	4,227,786							4,227,786	
Utilities	821,576	893,328								
Book purchases	570,137	608,678	32,951					733,071		140,257
Building maintenance	700,279	737,893					12	390,679		575,727
Publicity	509,282	436,400	26,798		93,958		176,805	602		347,202
Training	220,558	652,030	475,225							354
Course program and development	37,435	3,446	2,379		839		228			
Ownership linkage		767					767			
Trevel - in region	231,772	128,511	65,180		22,081		35,987	4,627		636
Conferences and meetings	59,800	58,183	18,022		24,798		19,489	874		
Membership fees	204,359	184,321	76,874		18,800		87,742			905
Janitorial services	131,984	124,484					34			4,073
Interest expense	142,348	135,915					135,915	120,377		
Trevel - out of region	258,387	217,371			65,608		82,788	2,535		
Telephone, fax and Internet	263,639	258,494	43,405		66,440		189,438	14,144		4,545
Photocopy	146,179	147,060			6,962		147,060			
Space rental	265,739	311,709					6			
Burnables	84,488	728,945	8,823		106,646		255,178	196,234		
Vehicle operations	153,886	111,267	184,900		278,867					31
Equipment maintenance	215,292	156,555	21,083					90,153		
Computer maintenance	229,808	279,456	88,567				12	65,282		2,694
Computer lease	480,289	353,781	5,121		453		273,882			
Insurance	92,983	72,195				1,000	353,781			
Grounds maintenance	417,450	51,534					2,005	69,190		
Relocation expenses	53,991	228,372	3,225				225,147	51,534		
Legal fees	80,743	80,677	26,620				53,949			108
Courier and postage	90,280	72,375	20,388		3,221		45,051	1,914		1,801
Periodicals	77,772	72,211	564		70,572			1,075		
Equipment rental	461,215	4,129	3,669		4,066			460		
Audit fees	36,682	26,480			13,571		22,424			
Recreation	20,019	20,178	4,046				1,382	1,179		
Bad debts	553	618					618			
Bank and credit card fees	81,877	91,910	5,150		1,244		84,837	269		410
	33,766,491	33,265,213	13,161,825		4,536,408	6,130,529	3,539,615	4,227,786		1,669,050
ANNUAL SURPLUS	34,258	718,493	12,701,061	(1,445,078)	(5,952,681)	(3,095,436)	(1,653,288)	563,876		