



# BC PUBLIC POST-SECONDARY SYSTEM


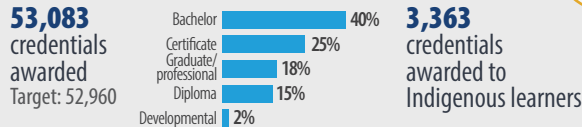
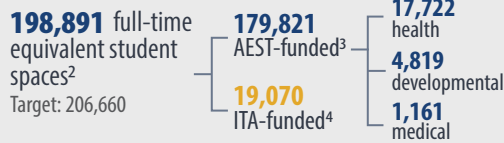
## 2021/22 Accountability Framework Highlights<sup>1</sup>



Ministry of  
Advanced Education  
and Skills Training

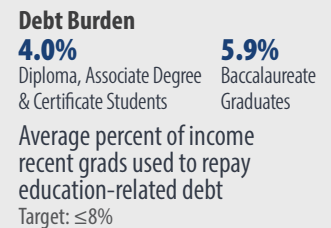
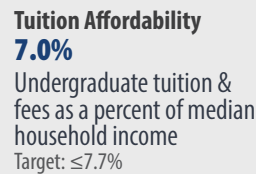
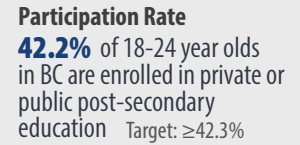
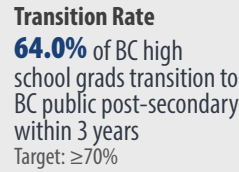
### CAPACITY

Meeting the evolving needs of the province



### ACCESS


Providing equitable and affordable access for residents



### QUALITY

Enriched educational experiences that meet the learning objectives of students

In 2021, BC Student Outcomes surveyed over 29,500 former students<sup>5</sup>



### EFFICIENCY

Providing multiple and flexible pathways with clear returns on public and individual investments

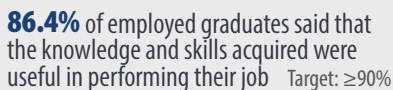


#### Median Time to Completion



### RELEVANCE

Breadth and depth of programming to meet the evolving economic needs of the province



#### Notes

- For an overview of the Accountability Framework, including performance measure specifications and Institutional Accountability Plans and Reports, see: [gov.bc.ca/post-secondary-accountability-framework](http://gov.bc.ca/post-secondary-accountability-framework)
- Full-time equivalent (FTE) student spaces are not reported as whole numbers. The effects of rounding may affect the total FTEs reported.
- Ministry of Advanced Education and Skills Training
- Industry Training Authority
- For more detail see: [outcomes.bcstats.gov.bc.ca](http://outcomes.bcstats.gov.bc.ca)
- Percent of domestic students who self-identified as Indigenous. Indigenous self-identification information in the public post-secondary system is collected based on learners self-identifying as an Aboriginal person (i.e. First Nations, Métis, or Inuit) at a B.C. public post-secondary institution, or as a person with Aboriginal ancestry in the B.C. K-12 system.



### BC Public Post-Secondary System By the Numbers

