

UNEMPLOYMENT RATE

Target ≤ 10.8%  
**8.0%** **2.8% less** than the **provincial rate** for 18-29 year olds with a high school credential or less.

**85.5%** of former students said that **knowledge and skills** acquired were **useful in performing** their job  
 Target: 90%

MEDIAN TIME TO COMPLETION



YEAR TO YEAR RETENTION RATE

**82.4%** Of students **returned** to public post-secondary studies **or** were **awarded a credential**  
 Target: 75%

In 2016, **BC Student Outcomes surveyed** nearly **28,000** former students<sup>4</sup>:

**Satisfaction with education** **92.5%**  
 Target: 90%

**Good quality of instruction** **94.9%**  
 Target: 90%

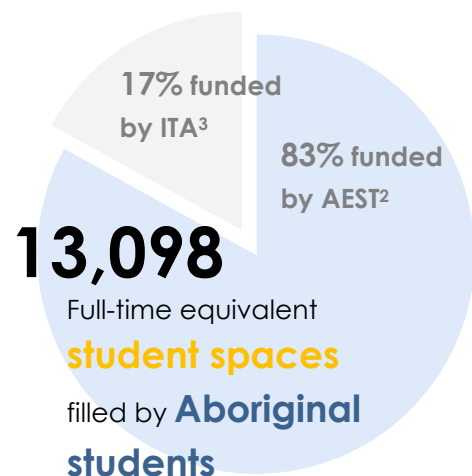
**Helpful with skill development** **86.2%**  
 Target: 85%

ACCESS

CAPACITY

TRANSITION RATE

**66.2%** of B.C. high school graduates **transition** to **B.C. public post-secondary** within 3 years  
 Target: 70%

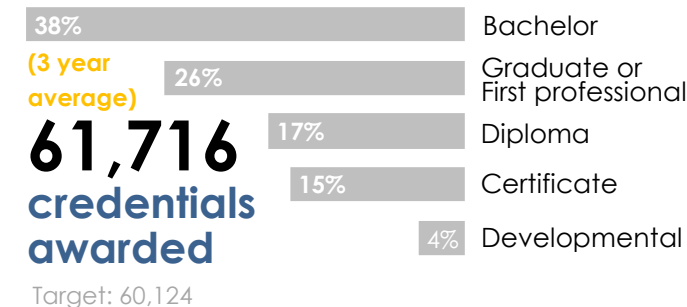
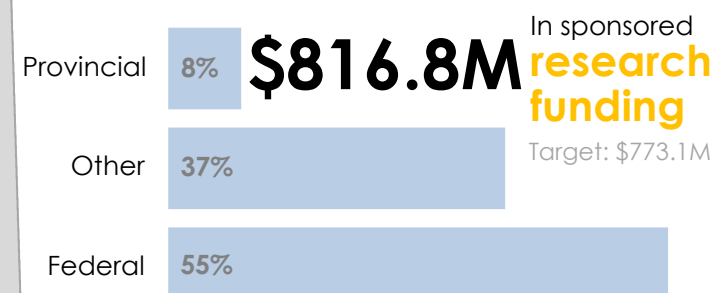


REPAYMENT RATE

Recent graduates with **education-related debt** used an average of **5.8%** of their **income** to **repay** their loans  
 Target ≤ 8%

PARTICIPATION RATE

**39.6%** of **18-24 year olds** in B.C. **are enrolled** in private or public post-secondary education  
 Target: 40%



Target: 200,597  
**200,894** **full-time equivalent student spaces**

**3,244** **credentials** were awarded to **Aboriginal students**



BC Public Post-Secondary System 2016/17 Accountability Framework Highlights<sup>1</sup>

25 institutions • 428,000+ students enrolled annually • 6% Aboriginal • 12% International • 53% female • 47% 18-24 years old

Notes:  
 1. For institutional results, please see Institutional Accountability Plans and Reports: [www.aved.gov.bc.ca/framework](http://www.aved.gov.bc.ca/framework)  
 2. Ministry of Advanced Education, Skills and Training  
 3. Industry Training Authority  
 4. For more detail see: [outcomes.bcstats.gov.bc.ca](http://outcomes.bcstats.gov.bc.ca)