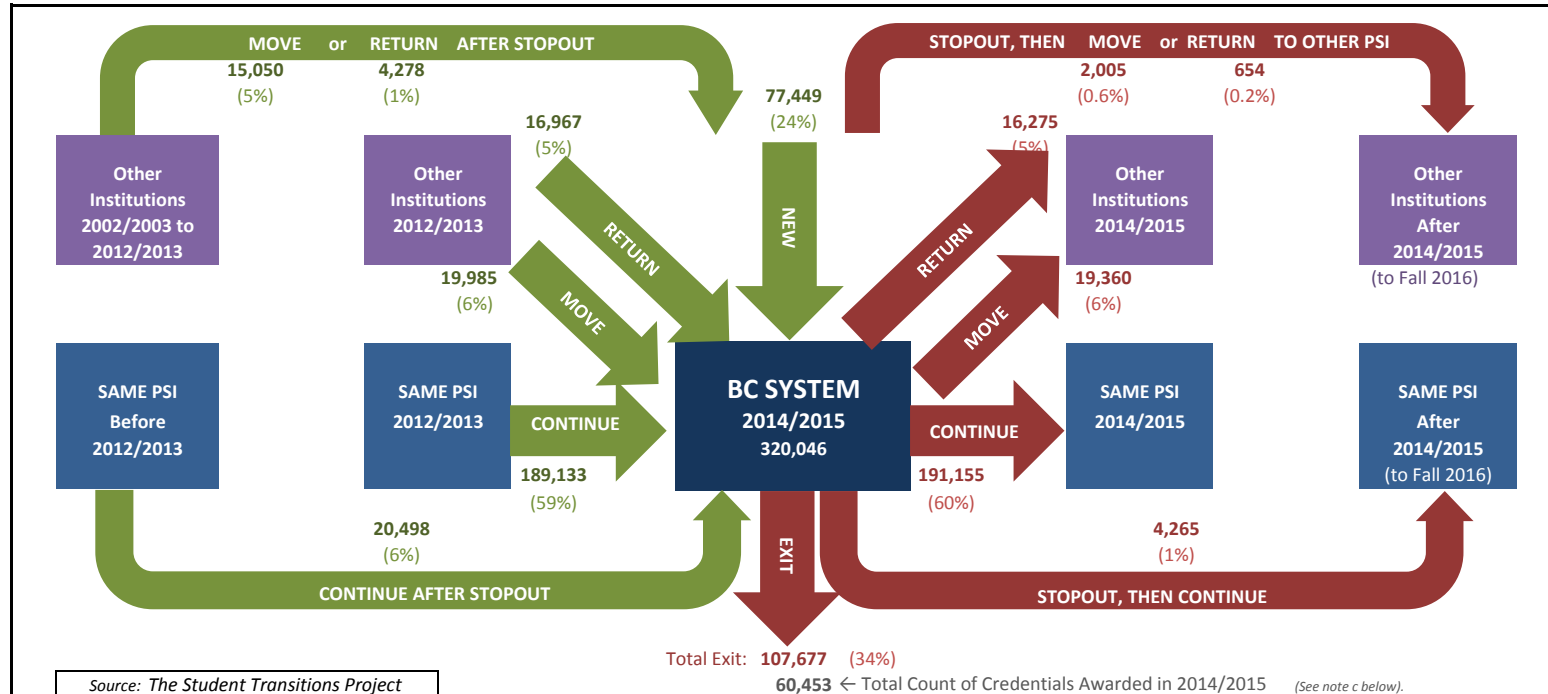


Student Pathways to BC Public Post-Secondary Education (BC SYSTEM) 2014/2015 and Future Student Pathways, up to Fall 2016



Source: *The Student Transitions Project*

Pathways to BC Public Post-Sec (2014/2015)

<u>Direct Pathway to BC SYSTEM (2013/2014 to 2014/2015):</u>		
New to BC SYSTEM in 2014/2015	77,449	23%
Continue at same institution from 2013/2014	189,133	55%
Move to new PSI from other PSI from 2013/2014	19,985	6%
Return to PSI from another PSI from 2013/2014	16,967	5%
<u>Stopout Re-Entry to BC SYSTEM (Looking back as far as 2002/03):</u>		
Continue at same institution in 2014/2015 after stopout	20,498	6%
Move to new institution from other PSI after stopout(s)	15,050	4%
Return to institution from another PSI after stopout(s)	4,278	1%
Total Number of Pathways to BC SYSTEM	343,360	100%
Number of Unique Students	320,046	
Pathways / Student	1.07	

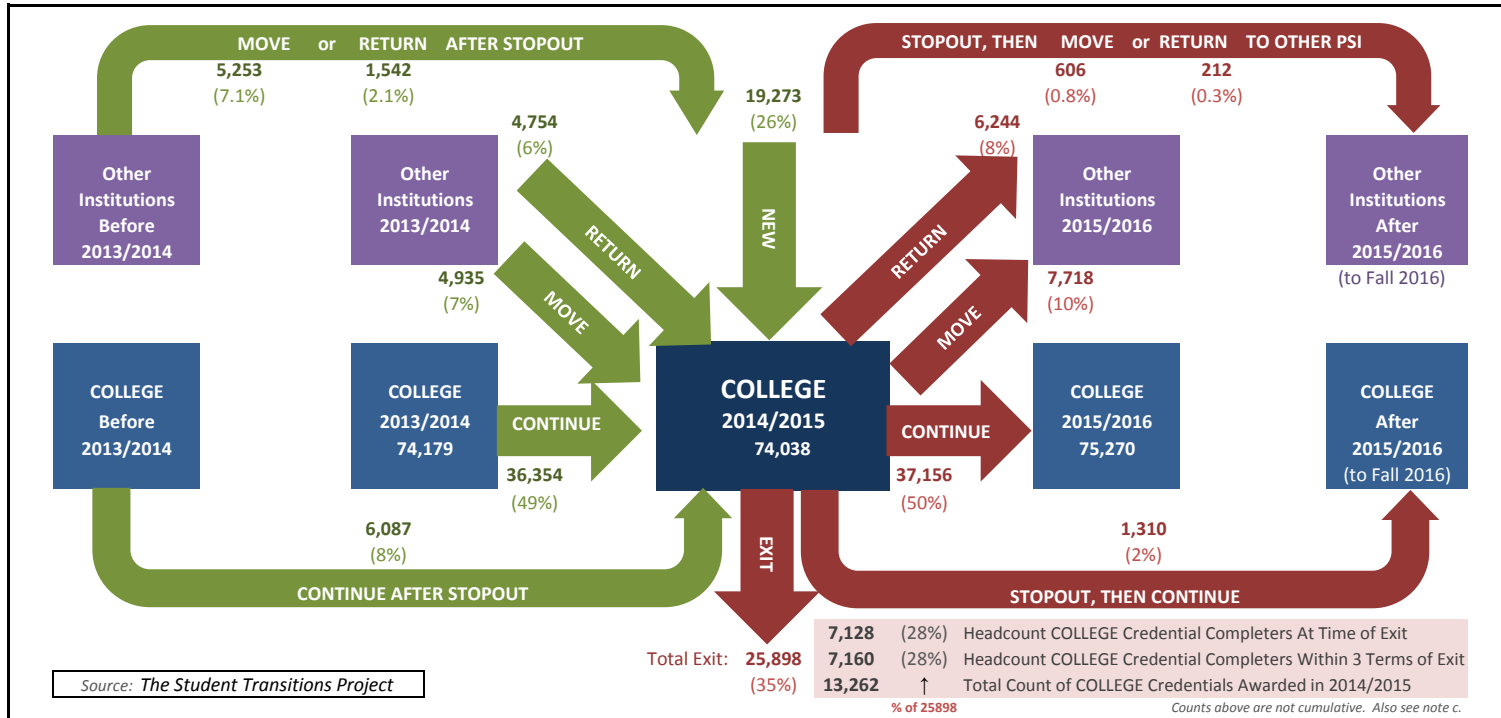
Pathway from BC Public Post-Sec (2014/2015):

<u>Direct Pathways from BC SYSTEM (2013/2014 to 2014/2015):</u>		
Exit BC SYSTEM; No reg. in BC public PSI's after 2014/2015	107,677	32%
Continue at same institution in 2015/2016	191,155	56%
Move to some other PSI in 2015/2016 from BCIT	19,360	6%
Return to a PSI from another PSI in 2015/2016 from BCIT	16,275	5%
<u>Stopout Re-Entry to Other PSI(s) (Looking ahead as far as Fall 2016):</u>		
Continue at same institution after a stopout in 2015/2016	4,265	1%
Move to other PSI after BC SYSTEM stopout in 2015/2016	2,005	1%
Return to other PSI after BC SYSTEM stopout in 2015/2016	654	0%
Total Number of Pathways from BC SYSTEM	341,391	100%
Number of Unique Students	320,046	
Pathways / Student	1.07	

- Notes:
- a) Includes academic credit registrants only.
 - b) This diagram focuses on pathways into and out of the BC SYSTEM in 2014/2015 only. Details of other pathways in preceding and succeeding years are intentionally omitted.
 - c) Total Count of Credentials Awarded counts all credentials awarded in academic year to all registrants on any pathway(s); and to all non-registered credential recipients. Includes all credentials awarded to graduate and undergraduate students, except for apprenticeships, developmental credentials, none, other and short certificates.

This page intentionally left blank.

Student Pathways to COMMUNITY COLLEGE in 2014/2015 and Future Student Pathways, up to Fall 2016



Source: *The Student Transitions Project*

Total Exit: 25,898 (35%)
 7,128 (28%) Headcount COLLEGE Credential Completers At Time of Exit
 7,160 (28%) Headcount COLLEGE Credential Completers Within 3 Terms of Exit
 13,262 ↑ Total Count of COLLEGE Credentials Awarded in 2014/2015
 % of 25898 Counts above are not cumulative. Also see note c.

Pathways to COLLEGES (2014/2015): See Table A for details by PSI

<u>Direct Pathway to COLLEGES (2013/2014 to 2014/2015):</u>		
New to COLLEGE in 2014/2015	19,273	25%
Continue at COLLEGE from 2013/2014	36,354	46%
Move to COLLEGE from other PSI in 2013/2014	4,935	6%
Return to COLLEGE from another PSI in 2013/2014	4,754	6%
<u>Stopout Re-Entry to COLLEGES (Looking back as far as 2002/03):</u>		
Continue at COLLEGE in 2014/2015 after stopout	6,087	8%
Move to COLLEGE from other PSI after stopout(s)	5,253	7%
Return to COLLEGE from another PSI after stopout(s)	1,542	2%
Total Number of Pathways to COLLEGES	78,198	100%
Number of Unique Students	74,038	
Pathways / Student	1.06	

Pathways from COLLEGES (2014/2015): See Table B for details by PSI

<u>Direct Pathways from COLLEGES (2013/2014 to 2014/2015):</u>		
Exit COLLEGE; No reg. in BC public PSI's after 2014/2015	25,898	33%
Continue at COLLEGE in 2015/2016	37,156	47%
Move to some other PSI type in 2015/2016 from COLLEGE	7,718	10%
Return to some other PSI type in 2015/2016 from COLLEGE	6,244	8%
<u>Stopout Re-Entry to Other PSI(s) (Looking ahead as far as Fall 2016):</u>		
Continue at COLLEGE after a stopout in 2015/2016	1,310	2%
Move to other PSI after stopout from COLLEGE in 2015/2016	606	1%
Return to other PSI type after stopout from COLLEGE in 2015/2016	212	0%
Total Number of Pathways from COLLEGE	79,144	100%
Number of Unique Students	74,038	
Pathways / Student	1.07	

- Notes:
- a) Includes academic credit registrants only.
 - b) This diagram focuses on pathways into and out of COLLEGES in 2014/2015 only. Details of other pathways in preceding and succeeding years are intentionally omitted.
 - c) Total Count of Credentials Awarded counts all credentials awarded in academic year 2014/2015 to all registrants on any pathway(s); and to all non-registered credential recipients. Includes all 2014/2015 credentials awarded to graduate and undergraduate students, except for apprenticeships, developmental credentials, none, other and short certificates.
 - d) The number of incoming unique students at COLLEGES may not match the number of outgoing unique students at COLLEGES in 2014/2015 because students who switch institutions within a single year are captured at another institution type and only captured upon exit from the COLLEGE.

This page intentionally left blank.

Table A: Student Pathways to COMMUNITY COLLEGE in 2014/2015

PSI Last Attended in 2013/2014, by PSI Type	DIRECT PATHWAYS TO COLLEGE				STOPOUT RE-ENTRY PATHWAYS TO COLLEGE			UNIQUE COLLEGE STUDENTS REGISTERED IN 2014/2015
	NEW TO STP (NEW TO COLLEGE)	CONTINUE AT COLLEGE FROM COLLEGE	MOVE TO COLLEGE FROM OTHER PSI	RETURN TO COLLEGE FROM OTHER PSI	CONTINUE AT COLLEGE AFTER STOPOUT	MOVE TO COLLEGE AFTER STOPOUT	RETURN TO COLLEGE AFTER STOPOUT	
--- NEW	19,273	--	--	--	--	--	--	19,273
COLLEGE	--	36,354	1,382	979	6,087	1,362	385	45,285
DOUG	--	--	285	215	675	238	71	10,702
LANG	--	--	332	216	519	245	41	8,571
CAM	--	--	109	42	1,111	142	20	7,554
VCC	--	--	239	287	702	280	110	4,963
OKAN	--	--	97	68	712	96	22	4,044
CNC	--	--	76	39	482	84	26	2,230
NIC	--	--	91	41	458	72	11	2,121
SEL	--	--	69	58	233	27	20	1,782
COTR	--	--	43	43	504	69	24	1,665
NLC	--	--	27	47	282	58	28	1,243
NWCC	--	--	38	27	409	68	14	1,201
INST	--	--	1,001	1,388	--	1,582	453	4,400
BCIT	--	--	625	851	--	1,021	235	2,710
JIBC	--	--	329	498	--	557	197	1,578
NVIT	--	--	62	63	--	39	26	190
TIU	--	--	1,492	1,598	--	1,515	351	4,925
TRU	--	--	474	897	--	390	139	1,882
KPU	--	--	456	307	--	355	45	1,156
VIU	--	--	185	170	--	282	82	715
CAPU	--	--	224	116	--	243	35	615
UFV	--	--	129	73	--	155	19	374
ECU	--	--	45	48	--	71	16	180
RRU	--	--	25	27	--	39	17	108
RIU	--	--	1,390	1,066	--	974	416	3,832
UVIC	--	--	394	330	--	241	131	1,094
SFU	--	--	331	296	--	270	87	980
UBCV	--	--	385	204	--	288	81	954
UNBC	--	--	132	158	--	73	62	421
UBCO	--	--	157	81	--	107	58	403
TOTAL	19,273	36,354	4,935	4,754	6,087	5,253	1,542	74,038

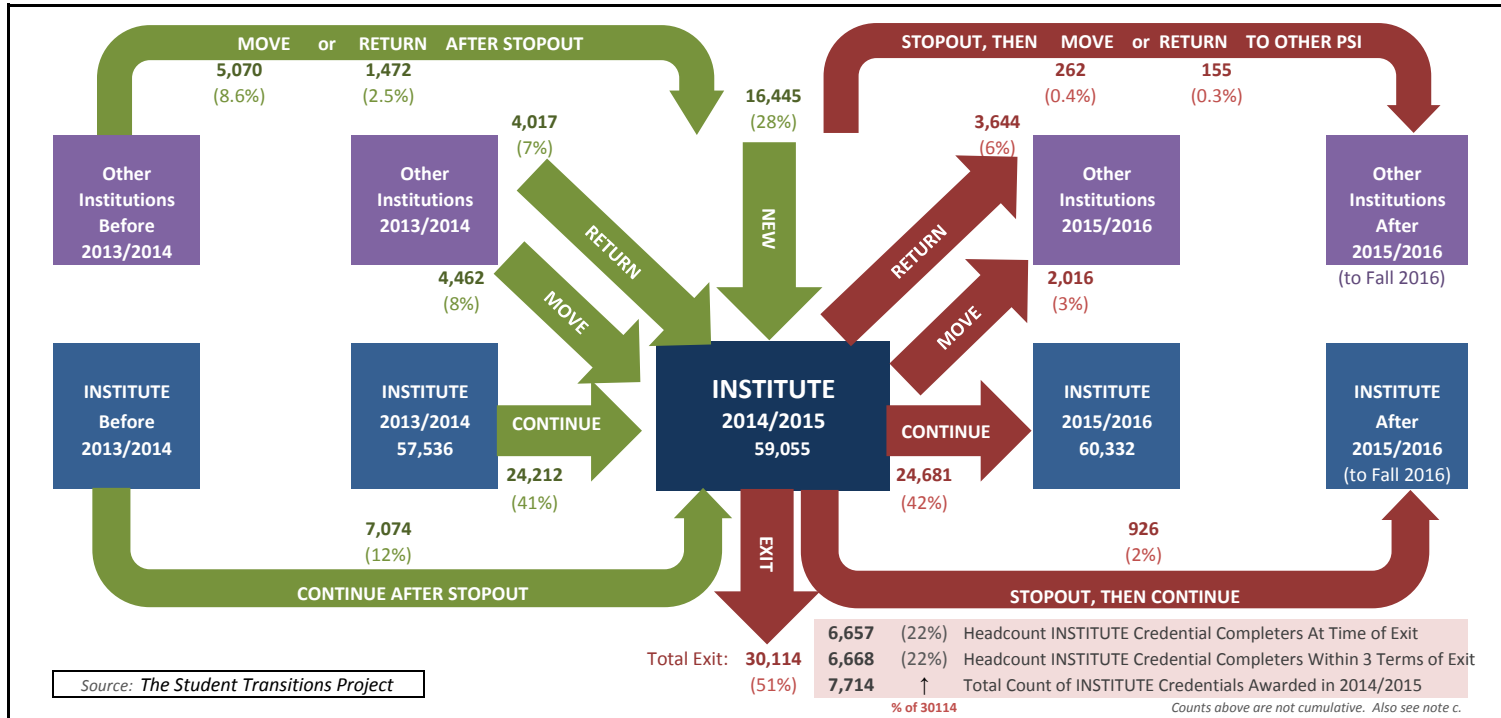
- Notes:
- a) The number of student pathways to COLLEGES are sorted in descending order and grouped by institution type.
 - b) Includes Academic Credit Registrants only. Students enrolled exclusively in Continuing Education Courses are excluded.
 - c) The total number of incoming unique students at COLLEGE (Table A) may not match the total number of outgoing unique students at COLLEGES in 2014/2015 (Table B) because students who switch institutions within a single year are captured upon initial entry in another institution type and upon exit in Table B.

Table B: Future Student Pathways from COMMUNITY COLLEGE 2014/2015 to 2015/2016

PSI Next Attended in 2015/2016 or later, by PSI Type	DIRECT PATHWAYS FROM COLLEGE				STOPOUT RE-ENTRY PATHWAYS			UNIQUE COLLEGE STUDENTS REGISTERED IN 2014/2015	
	EXIT COLLEGE (NO REG IN B.C. AFTER 2014/2015)	CONTINUE AT COLLEGE FROM COLLEGE	MOVE TO OTHER PSI FROM COLLEGE	RETURN TO OTHER PSI FROM COLLEGE	CONTINUE AT COLLEGE AFTER STOPOUT	MOVE TO OTHER PSI AFTER STOPOUT FROM COLLEGE	RETURN TO OTHER PSI AFTER STOPOUT FROM COLLEGE		
	---	---	---	---	---	---	---		
---	EXIT	25,898	--	--	--	--	--	25,898	
COLLEGE		--	37,156	1,289	1,029	1,310	149	50	39,754
	DOUG	--	--	295	211	197	32	6	9,857
	LANG	--	--	310	270	158	36	8	8,404
	CAM	--	--	140	67	328	22	7	6,777
	VCC	--	--	234	274	130	20	7	4,064
	OKAN	--	--	106	60	151	15	6	3,563
	CNC	--	--	42	41	60	10	4	1,703
	NIC	--	--	46	28	76	3	3	1,669
	SEL	--	--	37	58	67	4	3	1,614
	COTR	--	--	39	40	76	7	4	1,152
	NLC	--	--	29	46	36	--	1	903
	NWCC	--	--	20	30	31	--	1	696
INST		--	--	1,656	1,420	--	139	73	3,271
	BCIT	--	--	1,260	936	--	110	51	2,357
	JIBC	--	--	373	483	--	24	21	901
	NVIT	--	--	33	14	--	5	1	53
TIU		--	--	1,657	1,796	--	140	41	3,596
	TRU	--	--	761	1,009	--	25	7	1,802
	KPU	--	--	347	361	--	41	9	758
	VIU	--	--	206	164	--	38	13	421
	CAPU	--	--	149	112	--	19	5	285
	UFV	--	--	92	102	--	10	5	209
	ECU	--	--	58	42	--	3	2	105
	RRU	--	--	61	35	--	4	--	100
RIU		--	--	3,326	2,188	--	178	48	5,737
	UVIC	--	--	1,050	791	--	49	18	1,908
	SFU	--	--	875	640	--	37	4	1,556
	UBCV	--	--	890	392	--	62	15	1,359
	UNBC	--	--	207	249	--	13	7	476
	UBCO	--	--	309	118	--	17	4	448
TOTAL		--	37,156	7,718	6,244	1,310	606	212	74,038

- Notes:
- a) The number of student pathways from COLLEGES are sorted in descending order and grouped by institution type.
 - b) Includes academic credit registrants only.
 - c) The total number of incoming unique students at COLLEGE (Table A) may not match the total number of outgoing unique students at COLLEGE in 2014/2015 (Table B) because students who switch institutions and subsequently exit within a single year are captured only upon exit, while their initial entry is captured at another institution type.

Student Pathways to INSTITUTE in 2014/2015 and Future Student Pathways, up to Fall 2016



Source: The Student Transitions Project

Pathways to INSTITUTES (2014/2015): See Table A for details by PSI

Direct Pathway to INSTITUTES (2013/2014 to 2014/2015):		
New to INSTITUTE in 2014/2015	16,445	26%
Continue at INSTITUTE from 2013/2014	24,212	39%
Move to INSTITUTE from other PSI in 2013/2014	4,462	7%
Return to INSTITUTE from another PSI in 2013/2014	4,017	6%
Stopout Re-Entry to INSTITUTES (Looking back as far as 2002/03):		
Continue at INSTITUTE in 2014/2015 after stopout	7,074	11%
Move to INSTITUTE from other PSI after stopout(s)	5,070	8%
Return to INSTITUTE from another PSI after stopout(s)	1,472	2%
Total Number of Pathways to INSTITUTES	62,752	100%
Number of Unique Students	59,055	
Pathways / Student	1.06	

Pathways from INSTITUTES (2014/2015): See Table B for details by PSI

Direct Pathways from INSTITUTES (2013/2014 to 2014/2015):		
Exit INSTITUTE; No reg. in BC public PSI's after 2014/2015	30,114	49%
Continue at INSTITUTE in 2015/2016	24,681	40%
Move to some other PSI type in 2015/2016 from INSTITUTE	2,016	3%
Return to some other PSI type in 2015/2016 from INSTITUTE	3,644	6%
Stopout Re-Entry to Other PSI(s) (Looking ahead as far as Fall 2016):		
Continue at INSTITUTE after a stopout in 2015/2016	926	1%
Move to other PSI after stopout from INSTITUTE in 2015/2016	262	0%
Return to other PSI type after stopout from INSTITUTE in 2015/2016	155	0%
Total Number of Pathways from INSTITUTE	61,798	100%
Number of Unique Students	59,392	
Pathways / Student	1.04	

- Notes:
- a) Includes academic credit registrants only.
 - b) This diagram focuses on pathways into and out of INSTITUTES in 2014/2015 only. Details of other pathways in preceding and succeeding years are intentionally omitted.
 - c) Total Count of Credentials Awarded counts all credentials awarded in academic year 2014/2015 to all registrants on any pathway(s); and to all non-registered credential recipients. Includes all 2014/2015 credentials awarded to graduate and undergraduate students, except for apprenticeships, developmental credentials, none, other and short certificates.
 - d) The number of incoming unique students at INSTITUTES may not match the number of outgoing unique students at INSTITUTES in 2014/2015 because students who switch institutions within a single year are captured at another institution type and only captured upon exit from the INSTITUTE.

This page intentionally left blank.

Table A: Student Pathways to INSTITUTE in 2014/2015

PSI Last Attended in 2013/2014, by PSI Type		DIRECT PATHWAYS TO INSTITUTE				STOPOUT RE-ENTRY PATHWAYS TO INSTITUTE			UNIQUE INSTITUTE STUDENTS REGISTERED IN 2014/2015
		NEW TO STP (NEW TO INSTITUTE)	CONTINUE AT INSTITUTE FROM INSTITUTE	MOVE TO INSTITUTE FROM OTHER PSI	RETURN TO INSTITUTE FROM OTHER PSI	CONTINUE AT INSTITUTE AFTER STOPOUT	MOVE TO INSTITUTE AFTER STOPOUT	RETURN TO INSTITUTE AFTER STOPOUT	
---	NEW	16,445	--	--	--	--	--	--	16,445
COLLEGE		--	--	1,553	1,636	--	1,401	684	5,265
	DOUG	--	--	578	341	--	386	178	1,483
	LANG	--	--	447	359	--	326	123	1,253
	VCC	--	--	190	325	--	283	121	918
	CAM	--	--	113	142	--	124	39	416
	OKAN	--	--	79	96	--	69	42	285
	NIC	--	--	54	83	--	42	41	218
	COTR	--	--	22	86	--	31	41	180
	CNC	--	--	27	51	--	56	39	173
	NWCC	--	--	31	47	--	57	23	157
	NLC	--	--	18	71	--	29	28	146
	SEL	--	--	31	73	--	14	19	137
INST		--	24,212	341	659	7,074	603	321	32,400
	BCIT	--	--	184	303	4,002	335	147	22,080
	JIBC	--	--	144	419	2,996	245	171	10,398
	NVIT	--	--	13	6	76	18	3	467
TIU		--	--	1,433	1,337	--	1,516	359	4,632
	TRU	--	--	371	547	--	289	93	1,294
	KPU	--	--	468	248	--	474	68	1,256
	CAPU	--	--	232	139	--	240	55	663
	UFV	--	--	223	141	--	249	31	643
	VIU	--	--	127	149	--	175	72	522
	ECU	--	--	25	88	--	52	28	193
	RRU	--	--	27	52	--	52	16	145
RIU		--	--	1,388	625	--	1,675	163	3,844
	UBCV	--	--	505	219	--	734	50	1,506
	SFU	--	--	534	196	--	505	58	1,288
	UVIC	--	--	179	113	--	295	42	629
	UBCO	--	--	118	60	--	71	5	254
	UNBC	--	--	56	39	--	77	8	180
TOTAL		16,445	24,212	4,462	4,017	7,074	5,070	1,472	59,055

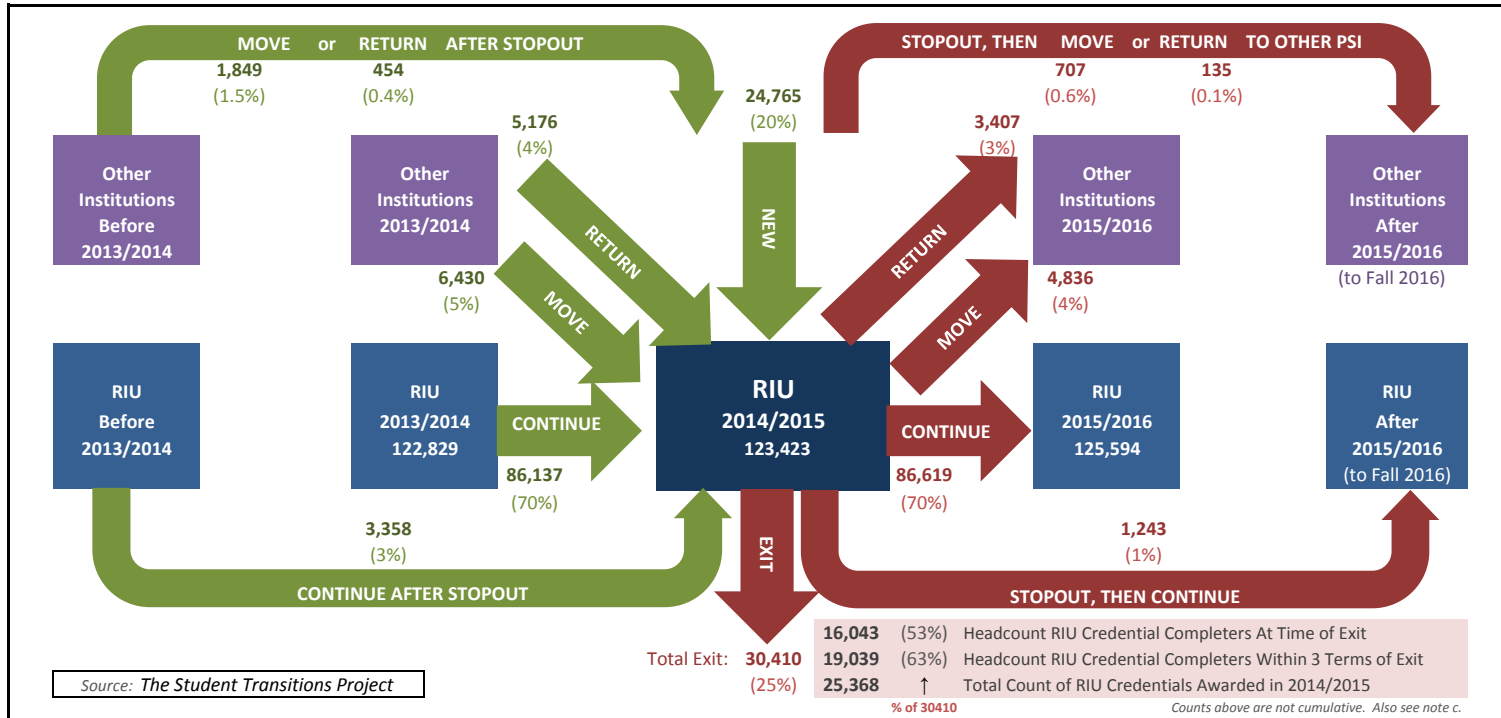
- Notes:
- a) The number of student pathways to INSTITUTES are sorted in descending order and grouped by institution type.
 - b) Includes Academic Credit Registrants only. Students enrolled exclusively in Continuing Education Courses are excluded.
 - c) The total number of incoming unique students at INSTITUTE (Table A) may not match the total number of outgoing unique students at INSTITUTES in 2014/2015 (Table B) because students who switch institutions within a single year are captured upon initial entry in another institution type and upon exit in Table B.

Table B: Future Student Pathways from INSTITUTE 2014/2015 to 2015/2016

PSI Next Attended in 2015/2016 or later, by PSI Type	DIRECT PATHWAYS FROM INSTITUTE				STOPOUT RE-ENTRY PATHWAYS			UNIQUE INSTITUTE STUDENTS REGISTERED IN 2014/2015
	EXIT INSTITUTE (NO REG IN B.C. AFTER 2014/2015)	CONTINUE AT INSTITUTE FROM INSTITUTE	MOVE TO OTHER PSI FROM INSTITUTE	RETURN TO OTHER PSI FROM INSTITUTE	MOVE TO OTHER PSI AFTER STOPOUT FROM INSTITUTE	RETURN TO OTHER PSI AFTER STOPOUT FROM INSTITUTE		
--- EXIT	30,114	--	--	--	--	--	--	30,114
COLLEGE	--	--	860	1,387	--	125	58	2,399
LANG	--	--	245	312	--	35	9	601
DOUG	--	--	174	377	--	25	14	590
VCC	--	--	100	207	--	13	5	325
CAM	--	--	59	107	--	15	8	189
OKAN	--	--	82	71	--	18	4	175
COTR	--	--	53	78	--	3	8	142
NIC	--	--	49	50	--	3	3	105
SEL	--	--	27	63	--	7	3	100
NLC	--	--	36	56	--	3	2	97
CNC	--	--	28	46	--	2	1	77
NWCC	--	--	16	35	--	1	1	53
INST	--	24,681	422	579	926	22	22	25,982
BCIT	--	--	155	336	591	10	16	18,708
JIBC	--	--	265	300	318	11	6	7,312
NVIT	--	--	2	9	17	1	--	333
TIU	--	--	544	1,153	--	59	46	1,779
TRU	--	--	248	462	--	13	7	730
KPU	--	--	92	201	--	19	8	320
UFV	--	--	32	153	--	11	12	208
CAPU	--	--	73	96	--	8	10	187
VIU	--	--	29	107	--	6	5	147
ECU	--	--	35	92	--	1	2	130
RRU	--	--	38	56	--	1	2	97
RIU	--	--	221	595	--	56	29	901
UBCV	--	--	86	243	--	19	14	362
SFU	--	--	69	170	--	23	6	268
UVIC	--	--	36	84	--	7	3	130
UBCO	--	--	9	71	--	2	--	82
UNBC	--	--	21	28	--	5	6	60
TOTAL	--	24,681	2,016	3,644	926	262	155	59,392

- Notes:
- a) The number of student pathways from INSTITUTES are sorted in descending order and grouped by institution type.
 - b) Includes academic credit registrants only.
 - c) The total number of incoming unique students at INSTITUTE (Table A) may not match the total number of outgoing unique students at INSTITUTE in 2014/2015 (Table B) because students who switch institutions and subsequently exit within a single year are captured only upon exit, while their initial entry is captured at another institution type.

Student Pathways to RESEARCH-INTENSIVE UNIV (RIUs) in 2014/2015 and Future Student Pathways, up to Fall 2016



Source: The Student Transitions Project

Total Exit: 30,410 (25%)
 16,043 (53%) Headcount RIU Credential Completers At Time of Exit
 19,039 (63%) Headcount RIU Credential Completers Within 3 Terms of Exit
 25,368 ↑ Total Count of RIU Credentials Awarded in 2014/2015
 % of 30410 Counts above are not cumulative. Also see note c.

Pathways to RIUs (2014/2015): See Table A for details by PSI

Direct Pathway to RIUs (2013/2014 to 2014/2015):		
New to RIU in 2014/2015	24,765	19%
Continue at RIU from 2013/2014	86,137	67%
Move to RIU from other PSI in 2013/2014	6,430	5%
Return to RIU from another PSI in 2013/2014	5,176	4%
Stopout Re-Entry to RIUs (Looking back as far as 2002/03):		
Continue at RIU in 2014/2015 after stopout	3,358	3%
Move to RIU from other PSI after stopout(s)	1,849	1%
Return to RIU from another PSI after stopout(s)	454	0%
Total Number of Pathways to RIUs	128,169	100%
Number of Unique Students	123,423	
Pathways / Student	1.04	

Pathways from RIUs (2014/2015): See Table B for details by PSI

Direct Pathways from RIUs (2013/2014 to 2014/2015):		
Exit RIU; No reg. in BC public PSI's after 2014/2015	30,410	24%
Continue at RIU in 2015/2016	86,619	68%
Move to some other PSI type in 2015/2016 from RIU	4,836	4%
Return to some other PSI type in 2015/2016 from RIU	3,407	3%
Stopout Re-Entry to Other PSI(s) (Looking ahead as far as Fall 2016):		
Continue at RIU after a stopout in 2015/2016	1,243	1%
Move to other PSI after stopout from RIU in 2015/2016	707	1%
Return to other PSI type after stopout from RIU in 2015/2016	135	0%
Total Number of Pathways from RIU	127,357	100%
Number of Unique Students	123,574	
Pathways / Student	1.03	

- Notes:
- a) Includes academic credit registrants only.
 - b) This diagram focuses on pathways into and out of RIUs in 2014/2015 only. Details of other pathways in preceding and succeeding years are intentionally omitted.
 - c) Total Count of Credentials Awarded counts all credentials awarded in academic year 2014/2015 to all registrants on any pathway(s); and to all non-registered credential recipients. Includes all 2014/2015 credentials awarded to graduate and undergraduate students, except for apprenticeships, developmental credentials, none, other and short certificates.
 - d) The number of incoming unique students at RIUs may not match the number of outgoing unique students at RIUs in 2014/2015 because students who switch institutions within a single year are captured at another institution type and only captured upon exit from the RIU.

This page intentionally left blank.

Table A: Student Pathways to RESEARCH-INTENSIVE UNIV (RIU) in 2014/2015

PSI Last Attended in 2013/2014, by PSI Type	DIRECT PATHWAYS TO RIU				STOPOUT RE-ENTRY PATHWAYS TO RIU			UNIQUE RIU STUDENTS REGISTERED IN 2014/2015
	NEW TO STP (NEW TO RIU)	CONTINUE AT RIU FROM RIU	MOVE TO RIU FROM OTHER PSI	RETURN TO RIU FROM OTHER PSI	CONTINUE AT RIU AFTER STOPOUT	MOVE TO RIU AFTER STOPOUT	RETURN TO RIU AFTER STOPOUT	
--- NEW	24,765	--	--	--	--	--	--	24,765
COLLEGE	--	--	3,247	2,178	--	430	131	5,977
LANG	--	--	981	488	--	93	28	1,584
CAM	--	--	772	629	--	72	25	1,497
DOUG	--	--	656	486	--	83	25	1,249
OKAN	--	--	264	136	--	53	12	465
CNC	--	--	222	188	--	22	9	441
VCC	--	--	89	89	--	48	22	248
SEL	--	--	82	64	--	7	--	153
NIC	--	--	75	38	--	18	4	135
NWCC	--	--	67	39	--	13	5	124
COTR	--	--	66	38	--	12	--	115
NLC	--	--	31	9	--	15	1	56
INST	--	--	250	667	--	241	130	1,283
BCIT	--	--	155	353	--	159	77	740
JIBC	--	--	79	287	--	81	50	496
NVIT	--	--	18	33	--	4	2	57
TIU	--	--	2,095	1,971	--	444	95	4,591
TRU	--	--	668	1,417	--	143	53	2,270
KPU	--	--	610	282	--	67	7	963
CAPU	--	--	396	135	--	65	8	602
UFV	--	--	270	76	--	65	8	419
VIU	--	--	184	61	--	68	10	323
ECU	--	--	22	22	--	25	5	74
RRU	--	--	15	9	--	15	4	43
RIU	--	86,137	1,208	590	3,358	801	115	91,413
UBCV	--	--	167	306	1,721	231	54	39,913
SFU	--	--	403	164	748	261	26	25,764
UVIC	--	--	261	184	598	198	24	17,033
UBCO	--	--	291	47	182	77	8	6,567
UNBC	--	--	87	18	109	35	4	2,635
TOTAL	24,765	86,137	6,430	5,176	3,358	1,849	454	123,423

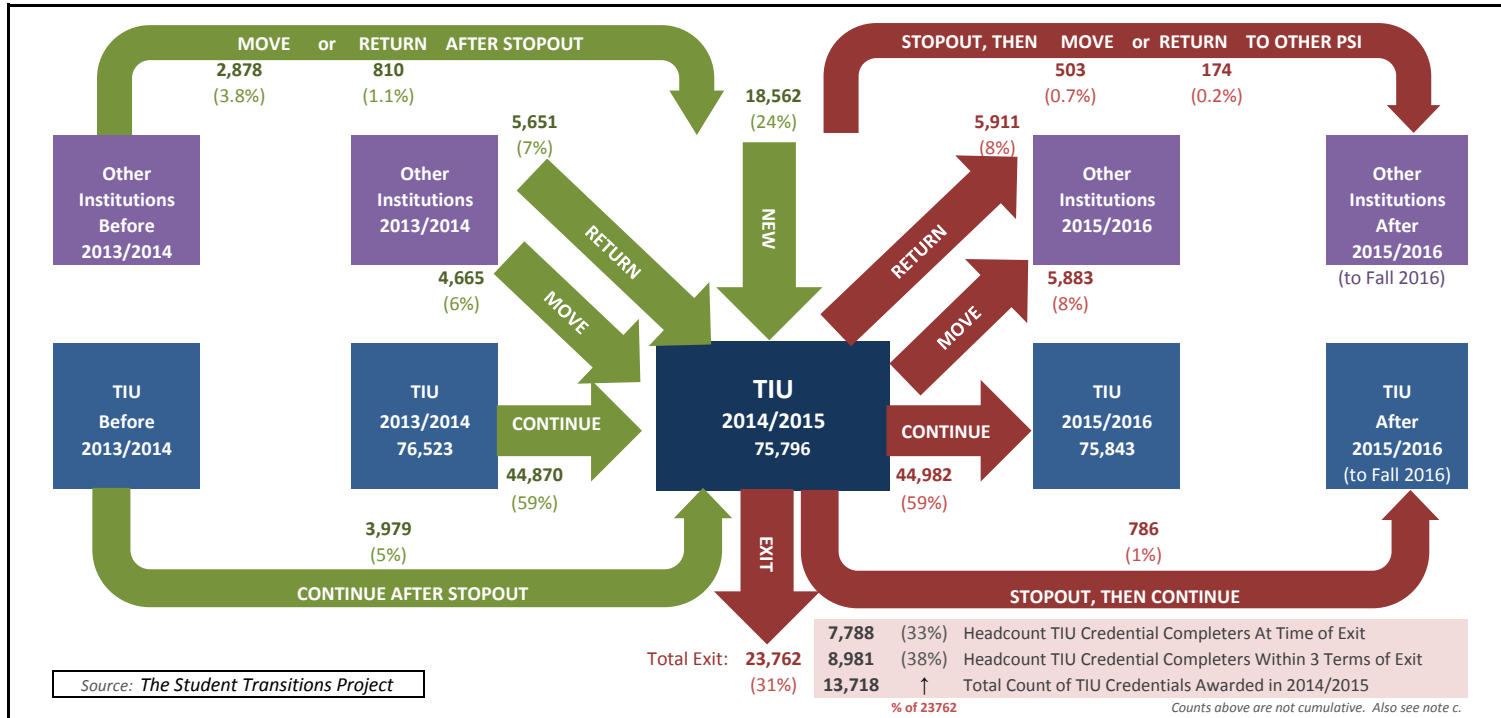
- Notes:
- a) The number of student pathways to RIUs are sorted in descending order and grouped by institution type.
 - b) Includes Academic Credit Registrants only. Students enrolled exclusively in Continuing Education Courses are excluded.
 - c) The total number of incoming unique students at RIU (Table A) may not match the total number of outgoing unique students at RIUs in 2014/2015 (Table B) because students who switch institutions within a single year are captured upon initial entry in another institution type and upon exit in Table B.

Table B: Future Student Pathways from RESEARCH-INTENSIVE UNIV (RIU), 2014/2015 to 2015/2016

PSI Next Attended in 2015/2016 or later, by PSI Type	DIRECT PATHWAYS FROM RIU				STOPOUT RE-ENTRY PATHWAYS			UNIQUE RIU STUDENTS REGISTERED IN 2014/2015
	EXIT RIU (NO REG IN B.C. AFTER 2014/2015)	CONTINUE AT RIU FROM RIU	MOVE TO OTHER PSI FROM RIU	RETURN TO OTHER PSI FROM RIU	CONTINUE AT RIU AFTER STOPOUT	MOVE TO OTHER PSI AFTER STOPOUT FROM RIU	RETURN TO OTHER PSI AFTER STOPOUT FROM RIU	
--- EXIT	30,410	--	--	--	--	--	--	30,410
COLLEGE	--	--	1,189	1,026	--	168	62	2,435
LANG	--	--	346	219	--	46	15	626
CAM	--	--	321	231	--	36	24	612
DOUG	--	--	237	234	--	42	6	519
CNC	--	--	78	105	--	12	2	197
OKAN	--	--	89	74	--	15	8	186
VCC	--	--	65	54	--	8	1	128
SEL	--	--	19	31	--	3	2	55
NWCC	--	--	8	34	--	2	1	45
COTR	--	--	12	23	--	1	1	37
NIC	--	--	18	14	--	1	2	35
NLC	--	--	9	11	--	2	--	22
INST	--	--	1,420	552	--	205	21	2,189
BCIT	--	--	1,040	390	--	173	15	1,618
JIBC	--	--	378	150	--	30	6	564
NVIT	--	--	14	12	--	2	--	28
TIU	--	--	1,256	1,281	--	138	29	2,688
TRU	--	--	802	971	--	56	6	1,835
KPU	--	--	186	126	--	23	9	344
CAPU	--	--	112	55	--	22	3	192
VIU	--	--	65	43	--	18	10	136
UFV	--	--	60	56	--	11	1	128
RRU	--	--	23	21	--	6	--	50
ECU	--	--	28	19	--	2	--	49
RIU	--	86,619	1,109	602	1,243	196	23	89,116
UBCV	--	--	750	360	694	102	14	39,911
SFU	--	--	172	123	192	44	5	24,394
UVIC	--	--	129	168	230	33	3	16,792
UBCO	--	--	41	22	80	6	--	5,945
UNBC	--	--	20	51	47	11	1	2,393
TOTAL	--	86,619	4,836	3,407	1,243	707	135	123,574

Notes: a) The number of student pathways from RIUs are sorted in descending order and grouped by institution type.
b) Includes academic credit registrants only.
c) The total number of incoming unique students at RIU (Table A) may not match the total number of outgoing unique students at RIU in 2014/2015 (Table B) because students who switch institutions and subsequently exit within a single year are captured only upon exit, while their initial entry is captured at another institution type.

Student Pathways to TEACHING-INTENSIVE UNIV (TIUs) in 2014/2015 and Future Student Pathways, up to Fall 2016



Total Exit: **23,762** (31%)

7,788 (33%)	Headcount TIU Credential Completers At Time of Exit
8,981 (38%)	Headcount TIU Credential Completers Within 3 Terms of Exit
13,718 ↑	Total Count of TIU Credentials Awarded in 2014/2015

% of 23762 Counts above are not cumulative. Also see note c.

Pathways to TIUs (2014/2015): See Table A for details by PSI

<u>Direct Pathway to TIUs (2013/2014 to 2014/2015):</u>		
New to TIU in 2014/2015	18,562	23%
Continue at TIU from 2013/2014	44,870	55%
Move to TIU from other PSI in 2013/2014	4,665	6%
Return to TIU from another PSI in 2013/2014	5,651	7%
<u>Stopout Re-Entry to TIUs (Looking back as far as 2002/03):</u>		
Continue at TIU in 2014/2015 after stopout	3,979	5%
Move to TIU from other PSI after stopout(s)	2,878	4%
Return to TIU from another PSI after stopout(s)	810	1%
Total Number of Pathways to TIUs	81,415	100%
Number of Unique Students	75,796	
Pathways / Student	1.07	

Pathways from TIUs (2014/2015): See Table B for details by PSI

<u>Direct Pathways from TIUs (2013/2014 to 2014/2015):</u>		
Exit TIU; No reg. in BC public PSI's after 2014/2015	23,762	29%
Continue at TIU in 2015/2016	44,982	55%
Move to some other PSI type in 2015/2016 from TIU	5,883	7%
Return to some other PSI type in 2015/2016 from TIU	5,911	7%
<u>Stopout Re-Entry to Other PSI(s) (Looking ahead as far as Fall 2016):</u>		
Continue at TIU after a stopout in 2015/2016	786	1%
Move to other PSI after stopout from TIU in 2015/2016	503	1%
Return to other PSI type after stopout from TIU in 2015/2016	174	0%
Total Number of Pathways from TIU	82,001	100%
Number of Unique Students	76,365	
Pathways / Student	1.07	

- Notes:
- a) Includes academic credit registrants only.
 - b) This diagram focuses on pathways into and out of TIUs in 2014/2015 only. Details of other pathways in preceding and succeeding years are intentionally omitted.
 - c) Total Count of Credentials Awarded counts all credentials awarded in academic year 2014/2015 to all registrants on any pathway(s); and to all non-registered credential recipients. Includes all 2014/2015 credentials awarded to graduate and undergraduate students, except for apprenticeships, developmental credentials, none, other and short certificates.
 - d) The number of incoming unique students at TIUs may not match the number of outgoing unique students at TIUs in 2014/2015 because students who switch institutions within a single year are captured at another institution type and only captured upon exit from the TIU.

This page intentionally left blank.

Table A: Student Pathways to TEACHING-INTENSIVE UNIV (TIU) in 2014/2015

PSI Last Attended in 2013/2014, by PSI Type	DIRECT PATHWAYS TO TIU				STOPOUT RE-ENTRY PATHWAYS TO TIU			UNIQUE TIU STUDENTS REGISTERED IN 2014/2015
	NEW TO STP (NEW TO TIU)	CONTINUE AT TIU FROM TIU	MOVE TO TIU FROM OTHER PSI	RETURN TO TIU FROM OTHER PSI	CONTINUE AT TIU AFTER STOPOUT	MOVE TO TIU AFTER STOPOUT	RETURN TO TIU AFTER STOPOUT	
--- NEW	18,562	--	--	--	--	--	--	18,562
COLLEGE	--	--	1,731	1,871	--	956	316	4,837
DOUG	--	--	423	508	--	197	70	1,185
LANG	--	--	409	383	--	157	27	965
CAM	--	--	274	230	--	161	39	699
VCC	--	--	133	226	--	136	65	557
NIC	--	--	158	114	--	78	25	372
OKAN	--	--	102	123	--	76	28	329
CNC	--	--	95	113	--	47	21	275
SEL	--	--	55	83	--	17	10	164
NWCC	--	--	50	44	--	36	8	138
NLC	--	--	36	41	--	37	17	131
COTR	--	--	31	41	--	26	9	107
INST	--	--	657	1,219	--	637	218	2,711
BCIT	--	--	405	665	--	357	104	1,519
JIBC	--	--	218	520	--	262	97	1,090
NVIT	--	--	42	51	--	24	23	139
TIU	--	44,870	1,164	1,499	3,979	630	125	50,212
TRU	--	--	224	959	1,184	123	42	14,951
KPU	--	--	278	253	607	133	18	12,075
UFV	--	--	266	306	798	137	17	8,443
VIU	--	--	154	173	810	105	21	6,469
CAPU	--	--	209	243	399	98	18	5,626
RRU	--	--	29	17	95	21	5	2,323
ECU	--	--	23	31	86	22	5	1,650
RIU	--	--	1,373	1,382	--	742	176	3,653
UVIC	--	--	425	467	--	228	41	1,156
UBCV	--	--	337	306	--	244	64	948
SFU	--	--	346	336	--	194	46	914
UBCO	--	--	150	149	--	51	10	358
UNBC	--	--	124	134	--	26	16	298
TOTAL	18,562	44,870	4,665	5,651	3,979	2,878	810	75,796

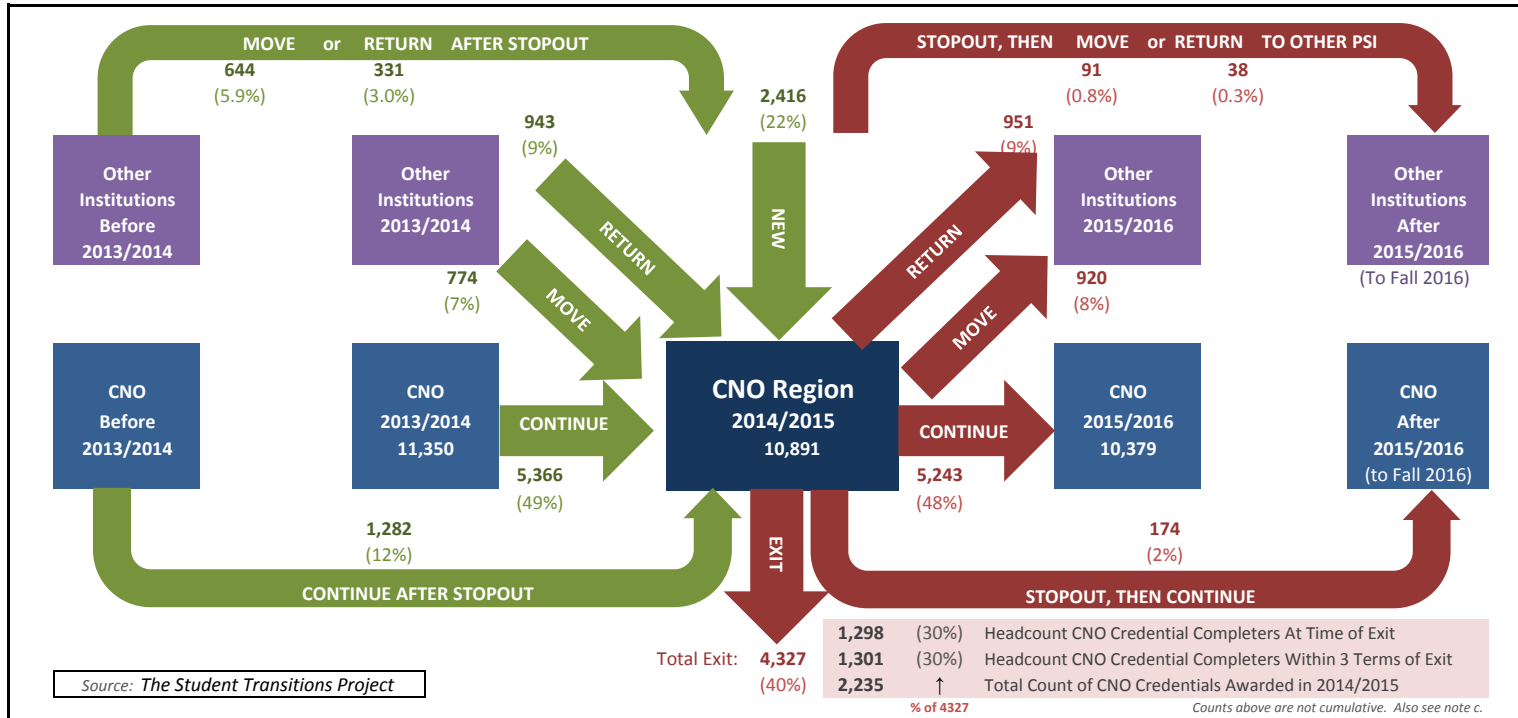
- Notes:
- a) The number of student pathways to TIUs are sorted in descending order and grouped by institution type.
 - b) Includes Academic Credit Registrants only. Students enrolled exclusively in Continuing Education Courses are excluded.
 - c) The total number of incoming unique students at TIU (Table A) may not match the total number of outgoing unique students at TIUs in 2014/2015 (Table B) because students who switch institutions within a single year are captured upon initial entry in another institution type and upon exit in Table B.

Table B: Future Student Pathways from TEACHING-INTENSIVE UNIV (TIU), 2014/2015 to 2015/2016

PSI Next Attended in 2015/2016 or later, by PSI Type	DIRECT PATHWAYS FROM TIU				STOPOUT RE-ENTRY PATHWAYS			UNIQUE TIU STUDENTS REGISTERED IN 2014/2015	
	EXIT TIU (NO REG IN B.C. AFTER 2014/2015)		MOVE TO OTHER PSI FROM TIU	RETURN TO OTHER PSI FROM TIU	CONTINUE AT TIU AFTER STOPOUT	MOVE TO OTHER PSI AFTER STOPOUT FROM TIU	RETURN TO OTHER PSI AFTER STOPOUT FROM TIU		
	EXIT	CONTINUE AT TIU FROM TIU							
---	EXIT	23,762	--	--	--	--	--	23,762	
COLLEGE		--	--	1,341	1,529	--	149	66	3,050
	DOUG	--	--	418	387	--	36	9	850
	LANG	--	--	288	282	--	30	10	610
	CAM	--	--	153	226	--	31	10	420
	VCC	--	--	146	150	--	9	5	310
	OKAN	--	--	101	87	--	19	9	216
	NIC	--	--	68	111	--	6	8	193
	SEL	--	--	54	80	--	7	7	148
	CNC	--	--	37	102	--	4	3	146
	COTR	--	--	44	38	--	4	2	88
	NWCC	--	--	22	44	--	2	3	71
	NLC	--	--	25	35	--	1	--	61
INST		--	--	1,500	1,212	--	138	51	2,892
	BCIT	--	--	954	772	--	102	30	1,858
	JIBC	--	--	526	424	--	35	17	1,002
	NVIT	--	--	33	28	--	1	4	66
TIU		--	44,982	1,150	1,352	786	84	26	46,477
	TRU	--	--	645	774	152	13	3	14,043
	KPU	--	--	144	227	146	30	--	11,319
	UFV	--	--	123	332	176	15	11	7,764
	VIU	--	--	91	216	181	7	5	5,805
	CAPU	--	--	84	196	103	13	6	4,810
	RRU	--	--	43	34	5	3	--	2,313
	ECU	--	--	27	28	23	3	1	1,642
RIU		--	--	2,033	1,947	--	132	31	4,135
	SFU	--	--	750	515	--	41	5	1,311
	UBCV	--	--	769	479	--	51	9	1,308
	UVIC	--	--	367	614	--	30	11	1,022
	UNBC	--	--	67	181	--	6	4	258
	UBCO	--	--	90	160	--	4	2	256
TOTAL		--	44,982	5,883	5,911	786	503	174	76,365

- Notes:
- a) The number of student pathways from TIUs are sorted in descending order and grouped by institution type.
 - b) Includes academic credit registrants only.
 - c) The total number of incoming unique students at TIU (Table A) may not match the total number of outgoing unique students at TIU in 2014/2015 (Table B) because students who switch institutions and subsequently exit within a single year are captured only upon exit, while their initial entry is captured at another institution type.

Student Pathways to CARIBOO-NORTH (CNO) in 2014/2015 and Future Student Pathways, up to Fall 2015



Source: *The Student Transitions Project*

Pathways to CNOs (2014/2015): See Table A for details by PSI

Direct Pathway to CNOs (2013/2014 to 2014/2015):		
New to CNO in 2014/2015	2,416	21%
Continue at CNO from 2013/2014	5,366	46%
Move to CNO from other PSI in 2013/2014	774	7%
Return to CNO from another PSI in 2013/2014	943	8%
Stopout Re-Entry to CNOs (Looking back as far as 2002/03):		
Continue at CNO in 2014/2015 after stopout	1,282	11%
Move to CNO from other PSI after stopout(s)	644	5%
Return to CNO from another PSI after stopout(s)	331	3%
Total Number of Pathways to CNOs	11,756	100%
Number of Unique Students	10,891	
Pathways / Student	1.08	

Pathways from CNOs (2014/2015): See Table B for details by PSI

Direct Pathways from CNOs (2013/2014 to 2014/2015):		
Exit CNO; No reg. in BC public PSI's after 2014/2015	4,327	37%
Continue at CNO in 2015/2016	5,243	45%
Move to some other PSI type in 2015/2016 from CNO	920	8%
Return to some other PSI type in 2015/2016 from CNO	951	8%
Stopout Re-Entry to Other PSI(s) (Looking ahead as far as Fall 2016):		
Continue at CNO after a stopout in 2015/2016	174	1%
Move to other PSI after stopout from CNO in 2015/2016	91	1%
Return to other PSI type after stopout from CNO in 2015/2016	38	0%
Total Number of Pathways from CNO	11,744	100%
Number of Unique Students	10,903	
Pathways / Student	1.08	

- Notes:
- a) Includes academic credit registrants only.
 - b) This diagram focuses on pathways into and out of CNO region in 2014/2015 only. Details of other pathways in preceding and succeeding years are intentionally omitted.
 - c) Total Count of Credentials Awarded counts all credentials awarded in academic year 2014/2015 to all registrants on any pathway(s); and to all non-registered credential recipients. Includes all 2014/2015 credentials awarded to graduate and undergraduate students, except for apprenticeships, developmental credentials, none, other and short certificates.
 - d) The number of incoming unique students at CNO region may not match the number of outgoing unique students at CNO region in 2014/2015 because students who switch institutions within a single year are captured in another region and are only captured upon exit from the CNO region.

This page intentionally left blank.

Table A: Student Pathways to CARIBOO-NORTH (CNO) in 2014/2015

PSI Last Attended in 2013/2014, by PSI Type	DIRECT PATHWAYS TO CNO				STOPOUT RE-ENTRY PATHWAYS TO CNO			UNIQUE CNO STUDENTS REGISTERED IN 2014/2015
	NEW TO STP (NEW TO CNO)	CONTINUE AT CNO FROM CNO	MOVE TO CNO FROM OTHER PSI	RETURN TO CNO FROM OTHER PSI	CONTINUE AT CNO AFTER STOPOUT	MOVE TO CNO AFTER STOPOUT	RETURN TO CNO AFTER STOPOUT	
--- NEW	2,416	--	--	--	--	--	--	2,416
CARIBOO-NORTH	--	5,366	364	329	1,282	138	112	7,181
UNBC	--	--	103	139	109	48	59	2,718
CNC	--	--	180	182	482	44	28	2,343
NWCC	--	--	68	42	409	34	12	1,192
NLC	--	--	15	22	282	14	13	1,158
MAINLAND/SOUTHWEST	--	--	234	316	--	299	136	982
JIBC	--	--	63	122	--	97	67	348
BCIT	--	--	61	80	--	92	35	268
UBCV	--	--	17	40	--	20	4	81
DOUG	--	--	14	29	--	12	6	61
VCC	--	--	13	12	--	17	16	58
LANG	--	--	23	10	--	11	4	48
UFV	--	--	16	10	--	14	2	42
CAPU	--	--	16	11	--	14	1	42
SFU	--	--	10	7	--	17	6	39
KPU	--	--	11	7	--	13	--	30
ECU	--	--	0	0	--	3	--	3
THOMPSON-OKANAGAN-KOOTENAY	--	--	169	302	--	128	65	657
TRU	--	--	110	254	--	77	41	475
OKAN	--	--	21	17	--	18	6	62
NVIT	--	--	14	13	--	14	12	53
UBCO	--	--	18	7	--	10	2	37
COTR	--	--	6	7	--	7	2	22
SEL	--	--	6	7	--	4	2	19
VANCOUVER ISLAND	--	--	65	65	--	104	29	263
VIU	--	--	22	36	--	52	14	124
UVIC	--	--	21	16	--	16	6	59
CAM	--	--	18	6	--	23	6	53
NIC	--	--	7	6	--	10	1	24
RRU	--	--	1	2	--	4	2	9
TOTAL	2,416	5,366	774	943	1,282	644	331	10,891

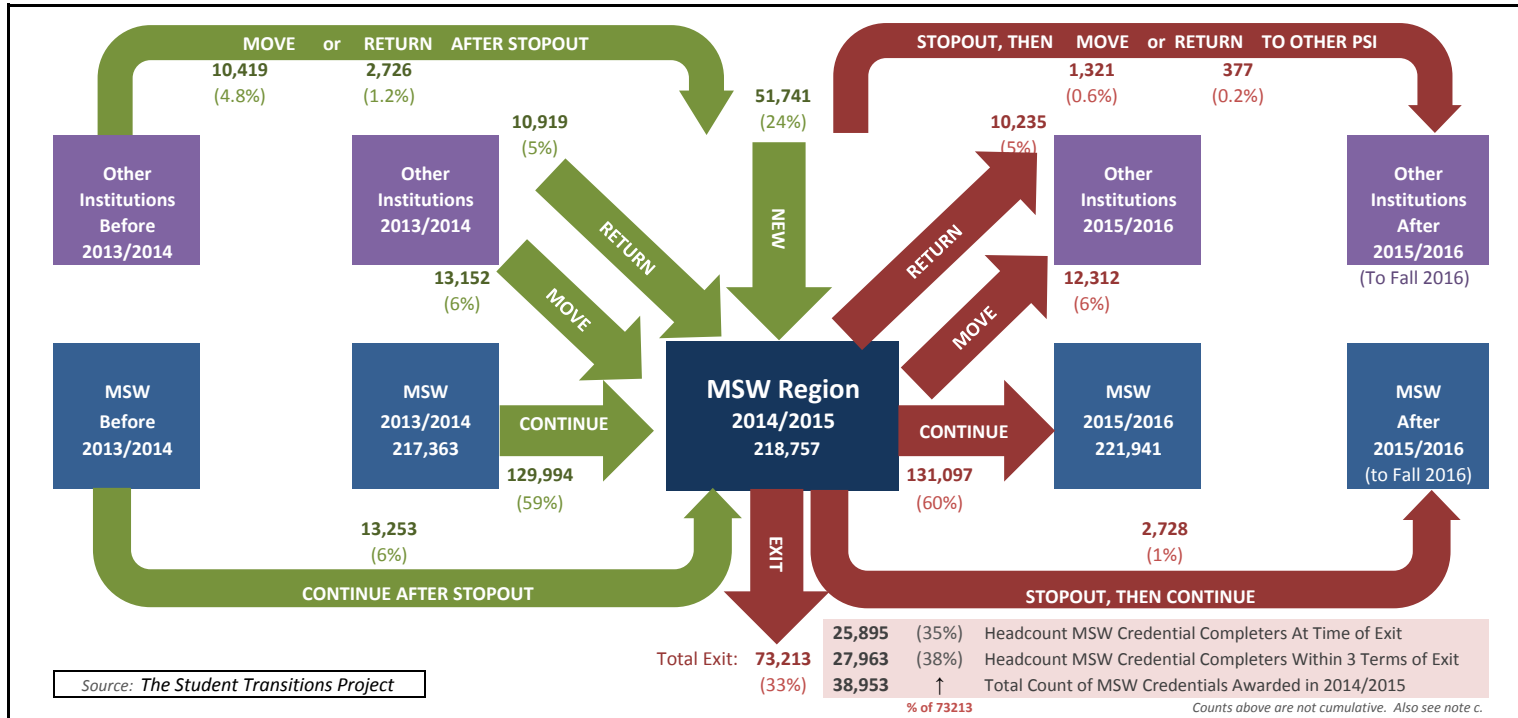
- Notes:
- a) The number of student pathways to CNOs are sorted in descending order and grouped by region.
 - b) Includes Academic Credit Registrants only. Students enrolled exclusively in Continuing Education Courses are excluded.
 - c) The total number of incoming unique students at CNO (Table A) may not match the total number of outgoing unique students at CNOs in 2014/2015 (Table B) because students who switch institutions within a single year are captured upon initial entry in another region and upon exit in Table B.

Table B: Future Student Pathways from CARIBOO-NORTH (CNO), 2014/2015 to 2015/2016

PSI Next Attended in 2015/2016 or later, by PSI Type	DIRECT PATHWAYS FROM CNO				STOPOUT RE-ENTRY PATHWAYS			UNIQUE CNO STUDENTS REGISTERED IN 2014/2015
	EXIT CNO (NO REG IN B.C. AFTER 2014/2015)		MOVE TO OTHER PSI FROM CNO	RETURN TO OTHER PSI FROM CNO	CONTINUE AT CNO AFTER STOPOUT	MOVE TO OTHER PSI FROM CNO	RETURN TO OTHER PSI FROM CNO	
	CNO FROM CNO	CNO FROM CNO						
--- EXIT	4,327	--	--	--	--	--	--	4,327
CARIBOO-NORTH	5,243	286	354	174	24	13	5,704	
UNBC	--	--	172	236	47	8	2,552	
CNC	--	--	86	113	60	15	1,773	
NLC	--	--	16	14	36	--	878	
NWCC	--	--	13	38	31	1	692	
LOWER MAINLAND/SOUTHWEST	--	308	264	--	33	12	609	
JIBC	--	--	76	118	--	4	202	
BCIT	--	--	79	66	--	10	160	
UBCV	--	--	79	13	--	9	103	
SFU	--	--	21	15	--	4	40	
DOUG	--	--	19	12	--	1	32	
VCC	--	--	1	20	--	1	22	
LANG	--	--	8	7	--	2	17	
UFV	--	--	5	7	--	2	15	
KPU	--	--	10	4	--	--	14	
CAPU	--	--	11	3	--	--	14	
ECU	--	--	4	1	--	--	5	
THOMPSON-OKANAGAN-KOOTENAY	--	256	311	--	18	8	591	
TRU	--	--	190	282	--	9	485	
OKAN	--	--	35	13	--	5	56	
UBCO	--	--	15	3	--	3	21	
NVIT	--	--	11	3	--	1	15	
COTR	--	--	5	6	--	--	12	
SEL	--	--	2	6	--	--	8	
VANCOUVER ISLAND	--	101	52	--	16	5	173	
UVIC	--	--	44	23	--	8	76	
VIU	--	--	22	13	--	6	44	
CAM	--	--	16	8	--	2	27	
RRU	--	--	12	3	--	--	15	
NIC	--	--	7	5	--	--	12	
TOTAL	--	5,243	920	951	174	91	38	10,903

- Notes:
- a) The number of student pathways from CNOs are sorted in descending order and grouped by region.
 - b) Includes academic credit registrants only.
 - c) The total number of incoming unique students at CNO (Table A) may not match the total number of outgoing unique students at CNO in 2014/2015 (Table B) because students who switch institutions and subsequently exit within a single year are captured only upon exit, while their initial entry is captured in another region.

Student Pathways to MAINLAND/SOUTHWEST (MSW) in 2014/2015 and Future Student Pathways, up to Fall 2015



Source: *The Student Transitions Project*

Pathways to MSWs (2014/2015): See Table A for details by PSI

<u>Direct Pathway to MSWs (2013/2014 to 2014/2015):</u>		
New to MSW in 2014/2015	51,741	22%
Continue at MSW from 2013/2014	129,994	56%
Move to MSW from other PSI in 2013/2014	13,152	6%
Return to MSW from another PSI in 2013/2014	10,919	5%
<u>Stopout Re-Entry to MSWs (Looking back as far as 2002/03):</u>		
Continue at MSW in 2014/2015 after stopout	13,253	6%
Move to MSW from other PSI after stopout(s)	10,419	4%
Return to MSW from another PSI after stopout(s)	2,726	1%
Total Number of Pathways to MSWs	232,204	100%
Number of Unique Students	218,757	
Pathways / Student	1.06	

Pathways from MSWs (2014/2015): See Table B for details by PSI

<u>Direct Pathways from MSWs (2013/2014 to 2014/2015):</u>		
Exit MSW; No reg. in BC public PSI's after 2014/2015	73,213	32%
Continue at MSW in 2015/2016	131,097	57%
Move to some other PSI type in 2015/2016 from MSW	12,312	5%
Return to some other PSI type in 2015/2016 from MSW	10,235	4%
<u>Stopout Re-Entry to Other PSI(s) (Looking ahead as far as Fall 2016):</u>		
Continue at MSW after a stopout in 2015/2016	2,728	1%
Move to other PSI after stopout from MSW in 2015/2016	1,321	1%
Return to other PSI type after stopout from MSW in 2015/2016	377	0%
Total Number of Pathways from MSW	231,283	100%
Number of Unique Students	218,992	
Pathways / Student	1.06	

- Notes:
- a) Includes academic credit registrants only.
 - b) This diagram focuses on pathways into and out of MSW region in 2014/2015 only. Details of other pathways in preceding and succeeding years are intentionally omitted.
 - c) Total Count of Credentials Awarded counts all credentials awarded in academic year 2014/2015 to all registrants on any pathway(s); and to all non-registered credential recipients. Includes all 2014/2015 credentials awarded to graduate and undergraduate students, except for apprenticeships, developmental credentials, none, other and short certificates.
 - d) The number of incoming unique students at MSW region may not match the number of outgoing unique students at MSW region in 2014/2015 because students who switch institutions within a single year are captured in another region and are only captured upon exit from the MSW region.

This page intentionally left blank.

Table A: Student Pathways to MAINLAND/SOUTHWEST (MSW) in 2014/2015

PSI Last Attended in 2013/2014, by PSI Type	DIRECT PATHWAYS TO MSW				STOPOUT RE-ENTRY PATHWAYS TO MSW			UNIQUE MSW STUDENTS REGISTERED IN 2014/2015
	NEW TO STP (NEW TO MSW)	CONTINUE AT MSW FROM MSW	MOVE TO MSW FROM OTHER PSI	RETURN TO MSW FROM OTHER PSI	CONTINUE AT MSW AFTER STOPOUT	MOVE TO MSW AFTER STOPOUT	RETURN TO MSW AFTER STOPOUT	
--- NEW	51,741	--	--	--	--	--	--	51,741
CARIBOO-NORTH	--	--	301	280	--	303	115	991
UNBC	--	--	140	71	--	123	15	347
CNC	--	--	92	71	--	81	44	286
NLC	--	--	39	83	--	49	33	202
NWCC	--	--	42	61	--	59	25	185
MAINLAND/SOUTHWEST		129,994	10,262	7,407	13,253	7,965	2,071	160,623
UBCV	--	--	1,026	579	1,721	1,213	173	41,775
SFU	--	--	1,374	758	748	1,024	185	27,646
BCIT	--	--	956	1,555	4,002	1,327	422	24,703
KPU	--	--	1,508	841	607	874	130	14,254
DOUG	--	--	1,630	1,166	675	761	291	12,871
JIBC	--	--	349	876	2,996	570	275	11,256
LANG	--	--	1,837	1,182	519	690	201	10,987
UFV	--	--	591	291	798	466	50	9,160
CAPU	--	--	810	380	399	509	97	6,795
VCC	--	--	543	778	702	616	269	5,993
ECU	--	--	100	161	86	149	51	1,950
THOMPSON-OKANAGAN-KOOTENAY		--	1,864	2,716	--	1,009	327	5,770
TRU	--	--	1,074	2,192	--	588	179	3,897
UBCO	--	--	449	106	--	178	12	741
OKAN	--	--	174	143	--	135	52	501
SEL	--	--	85	122	--	24	25	253
COTR	--	--	39	104	--	59	45	247
NVIT	--	--	78	74	--	42	18	210
VANCOUVER ISLAND		--	1,213	867	--	1,275	261	3,591
UVIC	--	--	579	356	--	611	75	1,612
VIU	--	--	252	193	--	286	84	809
CAM	--	--	260	172	--	222	45	692
NIC	--	--	107	101	--	82	45	333
RRU	--	--	50	65	--	84	19	216
TOTAL	51,741	129,994	13,152	10,919	13,253	10,419	2,726	218,757

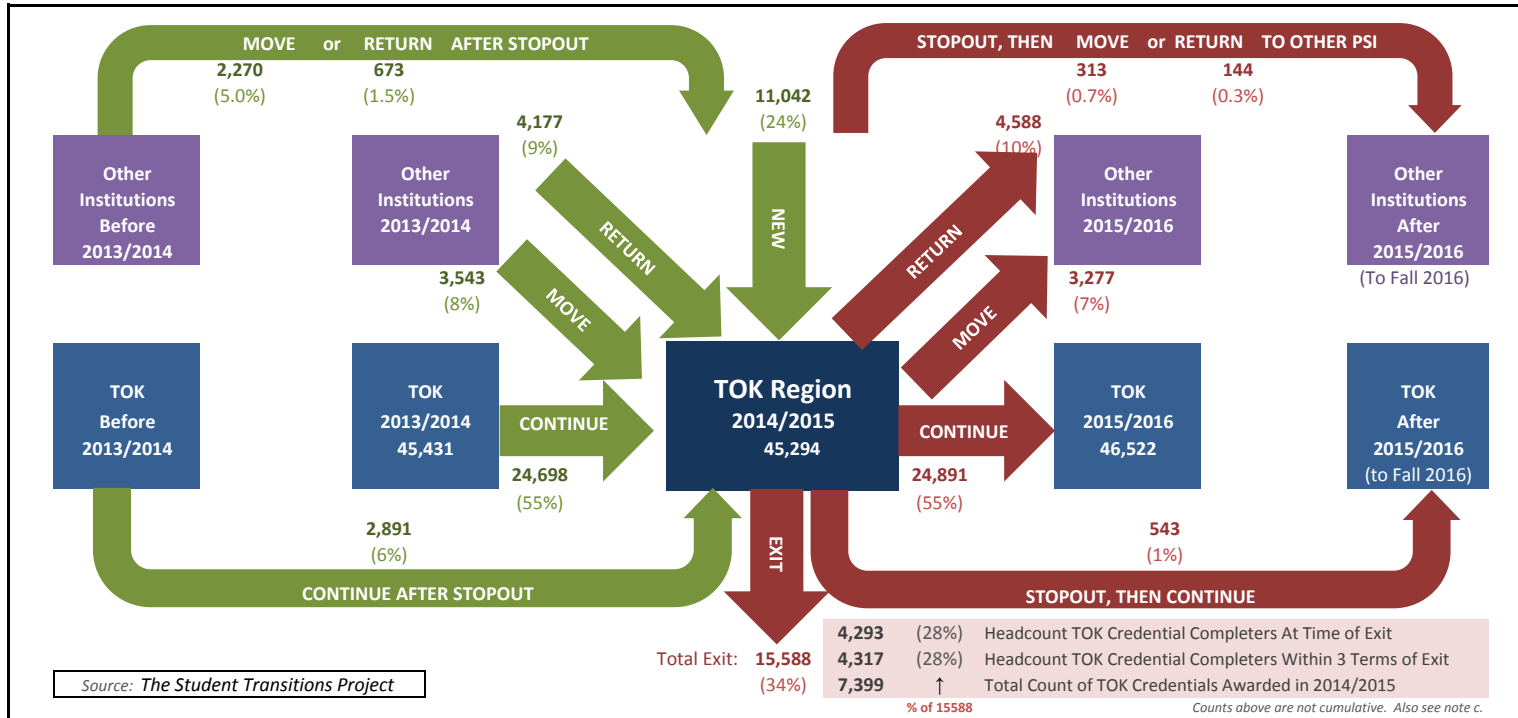
- Notes:
- a) The number of student pathways to MSWs are sorted in descending order and grouped by region.
 - b) Includes Academic Credit Registrants only. Students enrolled exclusively in Continuing Education Courses are excluded.
 - c) The total number of incoming unique students at MSW (Table A) may not match the total number of outgoing unique students at MSWs in 2014/2015 (Table B) because students who switch institutions within a single year are captured upon initial entry in another region and upon exit in Table B.

Table B: Future Student Pathways from MAINLAND/SOUTHWEST (MSW), 2014/2015 to 2015/2016

PSI Next Attended in 2015/2016 or later, by PSI Type	DIRECT PATHWAYS FROM MSW				STOPOUT RE-ENTRY PATHWAYS			UNIQUE MSW STUDENTS REGISTERED IN 2014/2015
	EXIT MSW (NO REG IN B.C. AFTER 2014/2015)	CONTINUE AT MSW FROM MSW	MOVE TO OTHER PSI FROM MSW	RETURN TO OTHER PSI FROM MSW	CONTINUE AT MSW AFTER STOPOUT	MOVE TO OTHER PSI AFTER STOPOUT FROM MSW	RETURN TO OTHER PSI AFTER STOPOUT FROM MSW	
--- EXIT	73,213	--	--	--	--	--	--	73,213
CARIBOO-NORTH	--	--	174	281	--	25	12	489
UNBC	--	--	56	91	--	15	7	169
NLC	--	--	42	82	--	4	2	130
CNC	--	--	49	65	--	4	2	120
NWCC	--	--	31	43	--	2	1	77
LOWER MAINLAND/SOUTHWEST	--	131,097	9,912	7,198	2,728	1,068	295	142,748
UBCV	--	--	1,539	852	694	125	32	40,936
SFU	--	--	1,552	1,175	192	116	19	25,981
BCIT	--	--	2,555	1,757	591	313	79	21,796
KPU	--	--	593	677	146	92	24	11,970
DOUG	--	--	903	923	197	115	27	10,706
LANG	--	--	960	809	158	119	37	9,365
JIBC	--	--	915	635	318	58	22	8,120
UFV	--	--	208	327	176	31	20	7,899
CAPU	--	--	297	247	103	50	17	5,121
VCC	--	--	482	533	130	41	15	4,405
ECU	--	--	116	157	23	8	3	1,763
THOMPSON-OKANAGAN-KOOTENAY	--	--	1,743	2,152	--	117	30	4,020
TRU	--	--	1,339	1,735	--	61	12	3,147
OKAN	--	--	136	113	--	28	5	282
UBCO	--	--	95	103	--	7	--	205
SEL	--	--	81	92	--	12	4	189
COTR	--	--	81	92	--	6	8	187
NVIT	--	--	27	27	--	3	1	58
VANCOUVER ISLAND	--	--	619	784	--	111	40	1,547
UVIC	--	--	293	346	--	53	8	700
CAM	--	--	122	139	--	30	14	305
VIU	--	--	85	152	--	20	11	268
RRU	--	--	68	86	--	5	2	161
NIC	--	--	60	64	--	3	5	132
TOTAL	--	131,097	12,312	10,235	2,728	1,321	377	218,992

- Notes:
- a) The number of student pathways from MSWs are sorted in descending order and grouped by region.
 - b) Includes academic credit registrants only.
 - c) The total number of incoming unique students at MSW (Table A) may not match the total number of outgoing unique students at MSW in 2014/2015 (Table B) because students who switch institutions and subsequently exit within a single year are captured only upon exit, while their initial entry is captured in another region.

Student Pathways to THOMPSON-OKANAGAN-KOOTENAY (TOK) in 2014/2015 and Future Student Pathways, up to Fall 2015



Pathways to TOKs (2014/2015): See Table A for details by PSI

<u>Direct Pathway to TOKs (2013/2014 to 2014/2015):</u>		
New to TOK in 2014/2015	11,042	22%
Continue at TOK from 2013/2014	24,698	50%
Move to TOK from other PSI in 2013/2014	3,543	7%
Return to TOK from another PSI in 2013/2014	4,177	8%
<u>Stopout Re-Entry to TOKs (Looking back as far as 2002/03):</u>		
Continue at TOK in 2014/2015 after stopout	2,891	6%
Move to TOK from other PSI after stopout(s)	2,270	5%
Return to TOK from another PSI after stopout(s)	673	1%
Total Number of Pathways to TOKs	49,294	100%
Number of Unique Students	45,294	
Pathways / Student	1.09	

Pathways from TOKs (2014/2015): See Table B for details by PSI

<u>Direct Pathways from TOKs (2013/2014 to 2014/2015):</u>		
Exit TOK; No reg. in BC public PSI's after 2014/2015	15,588	32%
Continue at TOK in 2015/2016	24,891	50%
Move to some other PSI type in 2015/2016 from TOK	3,277	7%
Return to some other PSI type in 2015/2016 from TOK	4,588	9%
<u>Stopout Re-Entry to Other PSI(s) (Looking ahead as far as Fall 2016):</u>		
Continue at TOK after a stopout in 2015/2016	543	1%
Move to other PSI after stopout from TOK in 2015/2016	313	1%
Return to other PSI type after stopout from TOK in 2015/2016	144	0%
Total Number of Pathways from TOK	49,344	100%
Number of Unique Students	45,544	
Pathways / Student	1.08	

- Notes:
- a) Includes academic credit registrants only.
 - b) This diagram focuses on pathways into and out of TOK region in 2014/2015 only. Details of other pathways in preceding and succeeding years are intentionally omitted.
 - c) Total Count of Credentials Awarded counts all credentials awarded in academic year 2014/2015 to all registrants on any pathway(s); and to all non-registered credential recipients. Includes all 2014/2015 credentials awarded to graduate and undergraduate students, except for apprenticeships, developmental credentials, none, other and short certificates.
 - d) The number of incoming unique students at TOK region may not match the number of outgoing unique students at TOK region in 2014/2015 because students who switch institutions within a single year are captured in another region and are only captured upon exit from the TOK region.

This page intentionally left blank.

Table A: Student Pathways to THOMPSON-OKANAGAN-KOOTENAY (TOK) in 2014/2015

PSI Last Attended in 2013/2014, by PSI Type	DIRECT PATHWAYS TO TOK				STOPOUT RE-ENTRY PATHWAYS TO TOK			UNIQUE TOK STUDENTS REGISTERED IN 2014/2015
	NEW TO STP (NEW TO TOK)	CONTINUE AT TOK FROM TOK	MOVE TO TOK FROM OTHER PSI	RETURN TO TOK FROM OTHER PSI	CONTINUE AT TOK AFTER STOPOUT	MOVE TO TOK AFTER STOPOUT	RETURN TO TOK AFTER STOPOUT	
--- NEW	11,042	--	--	--	--	--	--	11,042
CARIBOO-NORTH	--	--	295	317	--	218	64	894
CNC	--	--	94	113	--	71	20	298
UNBC	--	--	121	127	--	25	16	289
NLC	--	--	43	47	--	62	18	170
NWCC	--	--	50	45	--	61	10	166
MAINLAND/SOUTHWEST	--	--	1,822	2,371	--	1,283	325	5,771
JIBC	--	--	201	430	--	280	93	1,000
BCIT	--	--	260	371	--	257	63	947
UBCV	--	--	252	251	--	152	45	691
DOUG	--	--	207	292	--	98	37	633
UFV	--	--	214	269	--	94	21	598
KPU	--	--	207	205	--	110	8	526
CAPU	--	--	170	216	--	72	14	470
LANG	--	--	190	196	--	76	7	464
SFU	--	--	151	186	--	90	18	445
VCC	--	--	57	99	--	83	23	260
ECU	--	--	7	12	--	8	--	27
THOMPSON-OKANAGAN-KOOTENAY	--	24,698	827	772	2,891	458	219	28,862
TRU	--	--	198	326	1,184	160	50	14,676
UBCO	--	--	215	210	182	90	64	6,485
OKAN	--	--	292	226	712	106	41	4,366
SEL	--	--	75	93	233	26	19	1,793
COTR	--	--	45	59	504	56	26	1,656
NVIT	--	--	31	54	76	27	23	541
VANCOUVER ISLAND	--	--	698	822	--	354	85	1,955
UVIC	--	--	336	440	--	126	37	937
VIU	--	--	137	184	--	104	17	441
CAM	--	--	174	170	--	79	17	439
NIC	--	--	57	49	--	27	6	139
RRU	--	--	16	21	--	19	11	67
TOTAL	11,042	24,698	3,543	4,177	2,891	2,270	673	45,294

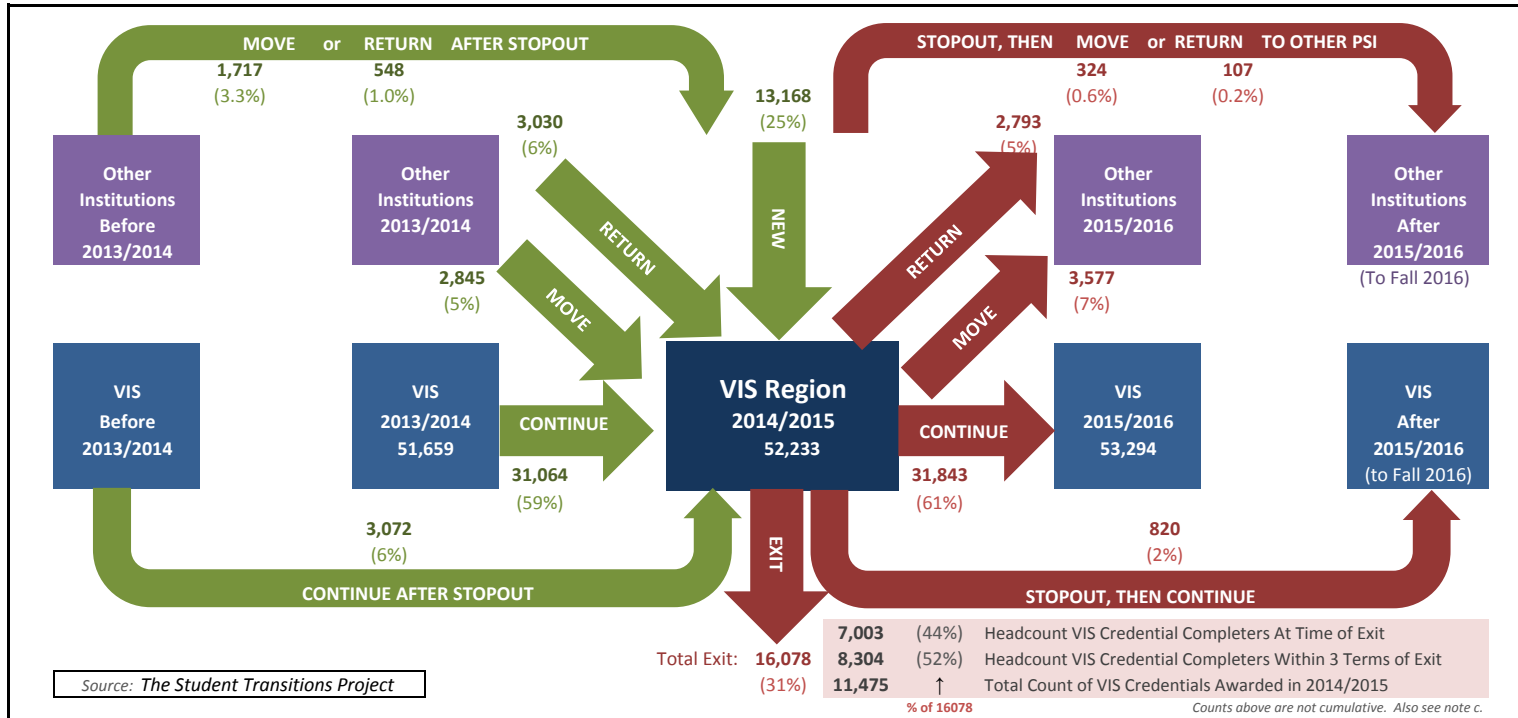
- Notes:
- a) The number of student pathways to TOKs are sorted in descending order and grouped by region.
 - b) Includes Academic Credit Registrants only. Students enrolled exclusively in Continuing Education Courses are excluded.
 - c) The total number of incoming unique students at TOK (Table A) may not match the total number of outgoing unique students at TOKs in 2014/2015 (Table B) because students who switch institutions within a single year are captured upon initial entry in another region and upon exit in Table B.

Table B: Future Student Pathways from THOMPSON-OKANAGAN-KOOTENAY (TOK), 2014/2015 to 2015/2016

PSI Next Attended in 2015/2016 or later, by PSI Type	DIRECT PATHWAYS FROM TOK				STOPOUT RE-ENTRY PATHWAYS			UNIQUE TOK STUDENTS REGISTERED IN 2014/2015
	EXIT TOK (NO REG IN B.C. AFTER 2014/2015)	CONTINUE AT TOK FROM TOK	MOVE TO OTHER PSI FROM TOK	RETURN TO OTHER PSI FROM TOK	CONTINUE AT TOK AFTER STOPOUT	MOVE TO OTHER PSI AFTER STOPOUT FROM TOK	RETURN TO OTHER PSI AFTER STOPOUT FROM TOK	
--- EXIT	15,588	--	--	--	--	--	--	15,588
CARIBOO-NORTH	--	--	146	354	--	16	7	510
UNBC	--	--	65	173	--	6	3	247
CNC	--	--	40	93	--	7	2	142
NLC	--	--	28	44	--	1	--	73
NWCC	--	--	14	47	--	2	2	65
LOWER MAINLAND/SOUTHWEST	--	--	1,814	2,479	--	173	70	4,406
UBCV	--	--	555	378	--	57	11	1,001
BCIT	--	--	421	412	--	32	15	880
JIBC	--	--	275	356	--	17	17	665
UFV	--	--	65	287	--	8	8	368
SFU	--	--	160	192	--	9	1	362
DOUG	--	--	111	226	--	9	6	352
LANG	--	--	90	221	--	10	1	322
KPU	--	--	84	194	--	17	1	296
CAPU	--	--	43	180	--	8	6	237
VCC	--	--	32	86	--	6	3	127
ECU	--	--	9	10	--	-	1	20
THOMPSON-OKANAGAN-KOOTENAY	24,891	--	806	739	543	79	43	26,222
TRU	--	--	234	323	152	18	5	13,617
UBCO	--	--	293	251	80	16	6	6,241
OKAN	--	--	164	137	151	29	15	3,688
SEL	--	--	37	86	67	8	7	1,630
COTR	--	--	47	58	76	4	6	1,161
NVIT	--	--	35	23	17	4	4	379
VANCOUVER ISLAND	--	--	572	1,066	--	45	24	1,681
UVIC	--	--	326	618	--	16	10	970
VIU	--	--	92	205	--	10	7	314
CAM	--	--	98	179	--	17	5	299
NIC	--	--	31	52	--	-	2	85
RRU	--	--	32	22	--	2	--	56
TOTAL	--	24,891	3,277	4,588	543	313	144	45,544

- Notes:
- a) The number of student pathways from TOKs are sorted in descending order and grouped by region.
 - b) Includes academic credit registrants only.
 - c) The total number of incoming unique students at TOK (Table A) may not match the total number of outgoing unique students at TOK in 2014/2015 (Table B) because students who switch institutions and subsequently exit within a single year are captured only upon exit, while their initial entry is captured in another region.

Student Pathways to VANCOUVER ISLAND (VIS) in 2014/2015 and Future Student Pathways, up to Fall 2015



Pathways to VISs (2014/2015): See Table A for details by PSI

Direct Pathway to VISs (2013/2014 to 2014/2015):

New to VIS in 2014/2015	13,168	24%
Continue at VIS from 2013/2014	31,064	56%
Move to VIS from other PSI in 2013/2014	2,845	5%
Return to VIS from another PSI in 2013/2014	3,030	5%

Stopout Re-Entry to VISs (Looking back as far as 2002/03):

Continue at VIS in 2014/2015 after stopout	3,072	6%
Move to VIS from other PSI after stopout(s)	1,717	3%
Return to VIS from another PSI after stopout(s)	548	1%

Total Number of Pathways to VISs	55,444	100%
Number of Unique Students	52,233	
Pathways / Student	1.06	

Pathways from VISs (2014/2015): See Table B for details by PSI

Direct Pathways from VISs (2013/2014 to 2014/2015):

Exit VIS; No reg. in BC public PSI's after 2014/2015	16,078	29%
Continue at VIS in 2015/2016	31,843	57%
Move to some other PSI type in 2015/2016 from VIS	3,577	6%
Return to some other PSI type in 2015/2016 from VIS	2,793	5%

Stopout Re-Entry to Other PSI(s) (Looking ahead as far as Fall 2016):

Continue at VIS after a stopout in 2015/2016	820	1%
Move to other PSI after stopout from VIS in 2015/2016	324	1%
Return to other PSI type after stopout from VIS in 2015/2016	107	0%

Total Number of Pathways from VIS	55,542	100%
Number of Unique Students	52,355	
Pathways / Student	1.06	

- Notes:
- a) Includes academic credit registrants only.
 - b) This diagram focuses on pathways into and out of VIS region in 2014/2015 only. Details of other pathways in preceding and succeeding years are intentionally omitted.
 - c) Total Count of Credentials Awarded counts all credentials awarded in academic year 2014/2015 to all registrants on any pathway(s); and to all non-registered credential recipients. Includes all 2014/2015 credentials awarded to graduate and undergraduate students, except for apprenticeships, developmental credentials, none, other and short certificates.
 - d) The number of incoming unique students at VIS region may not match the number of outgoing unique students at VIS region in 2014/2015 because students who switch institutions within a single year are captured in another region and are only captured upon exit from the VIS region.

This page intentionally left blank.

Table A: Student Pathways to VANCOUVER ISLAND (VIS) in 2014/2015

PSI Last Attended in 2013/2014, by PSI Type	DIRECT PATHWAYS TO VIS				STOPOUT RE-ENTRY PATHWAYS TO VIS			UNIQUE VIS STUDENTS REGISTERED IN 2014/2015
	NEW TO STP (NEW TO VIS)	CONTINUE AT VIS FROM VIS	MOVE TO VIS FROM OTHER PSI	RETURN TO VIS FROM OTHER PSI	CONTINUE AT VIS AFTER STOPOUT	MOVE TO VIS AFTER STOPOUT	RETURN TO VIS AFTER STOPOUT	
--- NEW	13,168	--	--	--	--	--	--	13,168
CARIBOO-NORTH	--	--	121	55	--	60	16	252
CNC	--	--	52	23	--	13	3	91
UNBC	--	--	33	11	--	15	--	59
NWCC	--	--	25	8	--	20	3	56
NLC	--	--	15	14	--	14	10	53
MAINLAND/SOUTHWEST	--	--	733	840	--	804	192	2,557
JIBC	--	--	154	287	--	198	80	716
BCIT	--	--	76	163	--	196	43	471
UBCV	--	--	78	155	--	112	27	372
LANG	--	--	106	50	--	44	7	206
SFU	--	--	61	37	--	99	8	205
DOUG	--	--	77	53	--	33	10	172
KPU	--	--	74	30	--	32	--	136
CAPU	--	--	46	21	--	51	4	122
UFV	--	--	61	24	--	32	2	119
VCC	--	--	31	30	--	31	10	102
ECU	--	--	5	11	--	10	3	29
THOMPSON-OKANAGAN-KOOTENAY	--	--	548	1,120	--	210	70	1,921
TRU	--	--	333	980	--	120	57	1,466
SEL	--	--	69	56	--	11	3	139
COTR	--	--	68	38	--	16	1	123
OKAN	--	--	51	33	--	35	5	122
UBCO	--	--	27	12	--	28	3	70
NVIT	--	--	10	12	--	2	1	24
VANCOUVER ISLAND	31,064	1,585	1,171	3,072	678	280	36,309	
UVIC	--	--	311	283	598	209	120	17,230
CAM	--	--	813	691	1,111	175	55	8,559
VIU	--	--	240	138	810	188	70	6,741
RRU	--	--	29	17	95	20	10	2,324
NIC	--	--	204	123	458	91	29	2,321
TOTAL	13,168	31,064	2,845	3,030	3,072	1,717	548	52,233

- Notes:
- a) The number of student pathways to VISs are sorted in descending order and grouped by region.
 - b) Includes Academic Credit Registrants only. Students enrolled exclusively in Continuing Education Courses are excluded.
 - c) The total number of incoming unique students at VIS (Table A) may not match the total number of outgoing unique students at VISs in 2014/2015 (Table B) because students who switch institutions within a single year are captured upon initial entry in another region and upon exit in Table B.

Table B: Future Student Pathways from VANCOUVER ISLAND (VIS), 2014/2015 to 2015/2016

PSI Next Attended in 2015/2016 or later, by PSI Type	DIRECT PATHWAYS FROM VIS				STOPOUT RE-ENTRY PATHWAYS			UNIQUE VIS STUDENTS REGISTERED IN 2014/2015
	EXIT VIS (NO REG IN B.C. AFTER 2014/2015)	CONTINUE AT VIS FROM VIS	MOVE TO OTHER PSI FROM VIS	RETURN TO OTHER PSI FROM VIS	CONTINUE AT VIS AFTER STOPOUT	MOVE TO OTHER PSI AFTER STOPOUT FROM VIS	RETURN TO OTHER PSI AFTER STOPOUT FROM VIS	
--- EXIT	16,078	--	--	--	--	--	--	16,078
CARIBOO-NORTH	--	--	55	54	--	8	4	120
UNBC	--	--	26	15	--	5	1	47
CNC	--	--	8	21	--	3	1	33
NWCC	--	--	8	12	--	-	1	21
NLC	--	--	13	6	--	-	1	20
LOWER MAINLAND/SOUTHWEST	--	--	1,233	799	--	140	31	2,187
UBCV	--	--	282	206	--	39	7	534
BCIT	--	--	303	174	--	37	10	524
JIBC	--	--	252	226	--	20	7	505
SFU	--	--	113	51	--	13	--	177
LANG	--	--	89	27	--	10	3	129
DOUG	--	--	58	24	--	7	2	91
KPU	--	--	60	28	--	2	1	91
CAPU	--	--	52	23	--	5	1	81
UFV	--	--	26	20	--	5	--	51
VCC	--	--	12	20	--	1	--	33
ECU	--	--	13	7	--	1	--	21
THOMPSON-OKANAGAN-KOOTENAY	--	--	717	841	--	32	8	1,595
TRU	--	--	621	734	--	17	1	1,373
OKAN	--	--	33	24	--	5	3	65
SEL	--	--	12	47	--	1	4	64
UBCO	--	--	35	8	--	3	--	46
COTR	--	--	13	20	--	5	--	38
NVIT	--	--	9	8	--	1	--	18
VANCOUVER ISLAND	--	31,843	1,671	1,169	820	144	64	34,219
UVIC	--	--	919	671	230	43	16	17,742
CAM	--	--	435	303	328	54	29	7,238
VIU	--	--	187	157	181	31	11	5,957
RRU	--	--	47	32	5	6	--	2,317
NIC	--	--	85	87	76	10	8	1,755
TOTAL	--	31,843	3,577	2,793	820	324	107	52,355

Notes: a) The number of student pathways from VISs are sorted in descending order and grouped by region.
b) Includes academic credit registrants only.
c) The total number of incoming unique students at VIS (Table A) may not match the total number of outgoing unique students at VIS in 2014/2015 (Table B) because students who switch institutions and subsequently exit within a single year are captured only upon exit, while their initial entry is captured in another region.