

The Student Transitions Project 1

Student Mobility in the B.C. Public Post-Secondary System (2012/13 Registrants)

by Joanne Heslop, Manager, STP

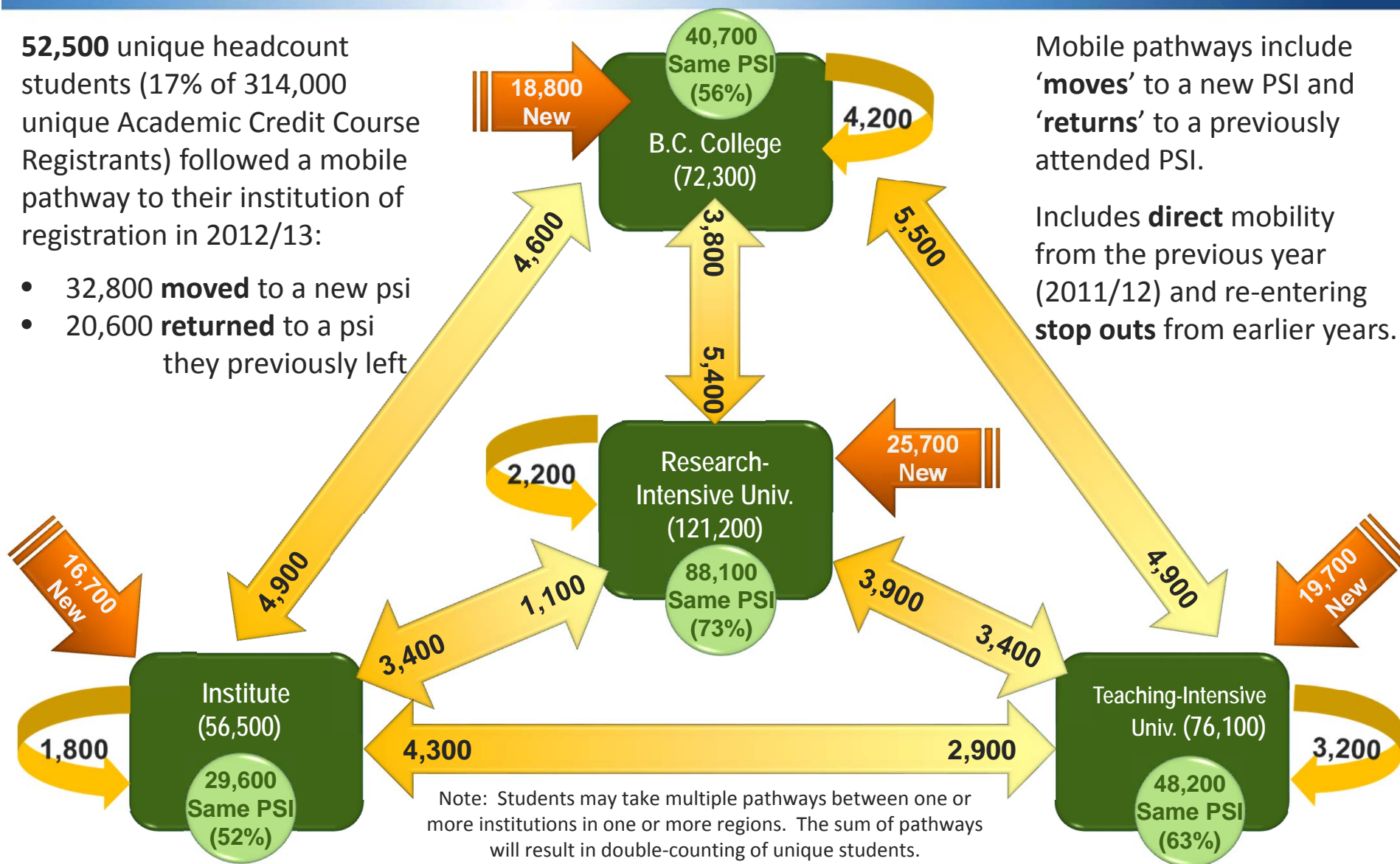
Student Mobility Between Sectors in the BC Public Post-Secondary System (2012/13)

52,500 unique headcount students (17% of 314,000 unique Academic Credit Course Registrants) followed a mobile pathway to their institution of registration in 2012/13:

- 32,800 **moved** to a new psi
- 20,600 **returned** to a psi they previously left

Mobile pathways include 'moves' to a new PSI and 'returns' to a previously attended PSI.

Includes **direct** mobility from the previous year (2011/12) and re-entering **stop outs** from earlier years.

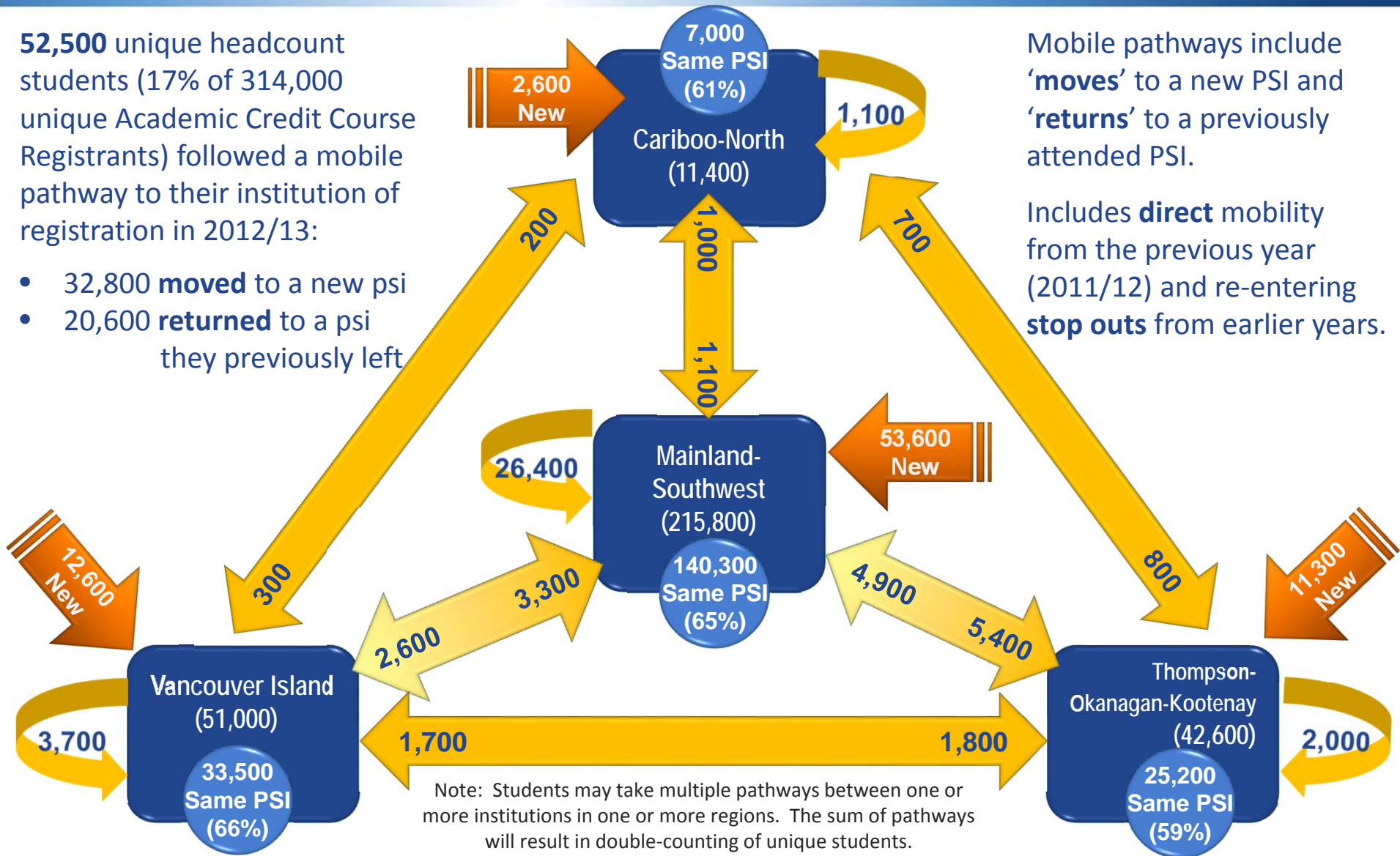



Student Mobility Between Regions in the BC Public Post-Secondary System (2012/13)

52,500 unique headcount students (17% of 314,000 unique Academic Credit Course Registrants) followed a mobile pathway to their institution of registration in 2012/13:

- 32,800 **moved** to a new psi
- 20,600 **returned** to a psi they previously left

Mobile pathways include 'moves' to a new PSI and 'returns' to a previously attended PSI. Includes **direct** mobility from the previous year (2011/12) and re-entering **stop outs** from earlier years.



- 
- Loop-back arrows indicate that students switched institutions, but remained within ...
- the same sector (in sector mobility diagram), or
 - the same region (in regional mobility diagram).