

Student Mobility in the B.C. Public Post-Secondary System (2015/16 Registrants)

Prepared by Joanne Heslop, STP Manager
from STP2016 Data, Sept 29, 2017

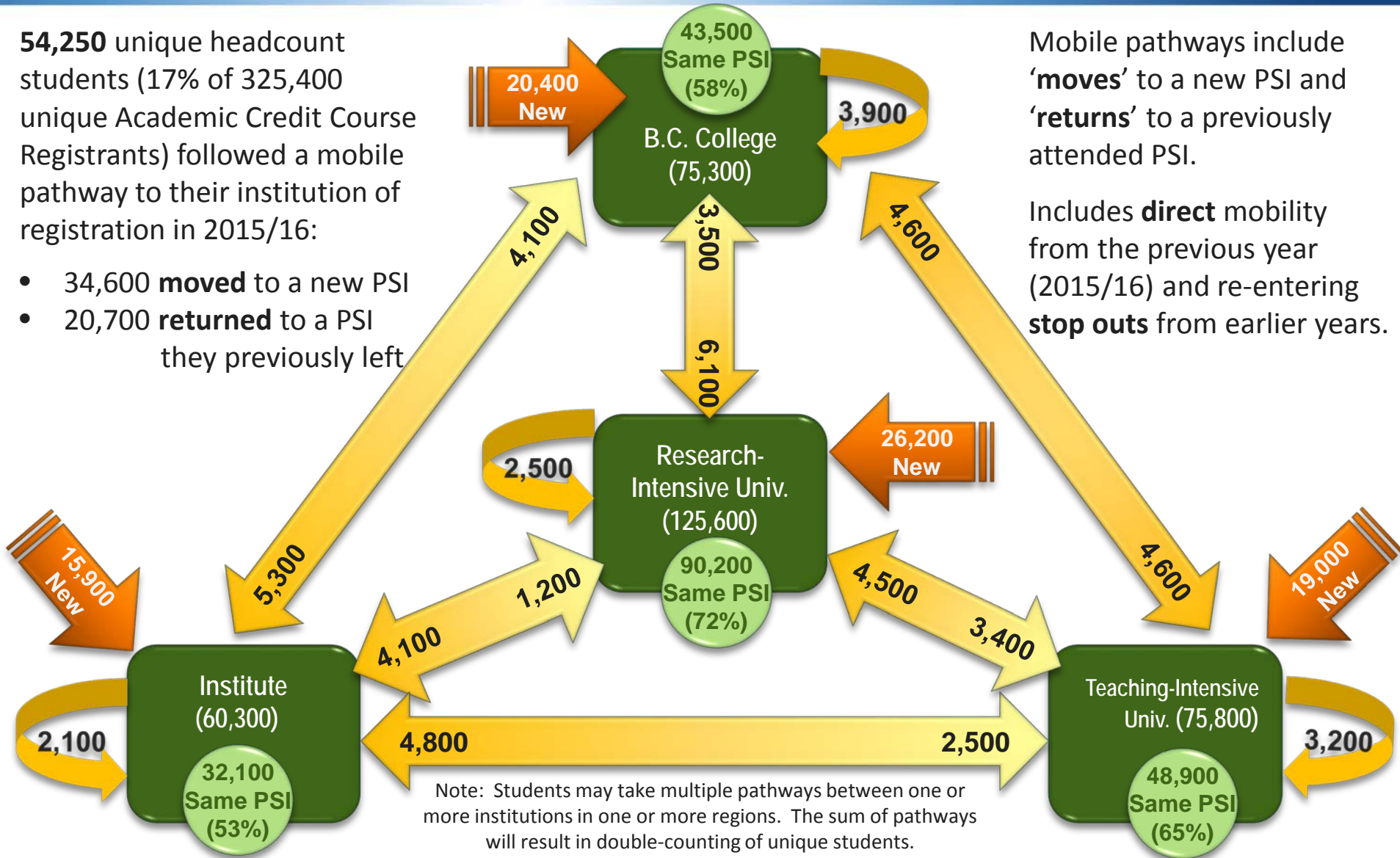
Student Mobility Between Sectors in the BC Public Post-Secondary System (2015/16)

54,250 unique headcount students (17% of 325,400 unique Academic Credit Course Registrants) followed a mobile pathway to their institution of registration in 2015/16:

- 34,600 **moved** to a new PSI
- 20,700 **returned** to a PSI they previously left

Mobile pathways include 'moves' to a new PSI and 'returns' to a previously attended PSI.

Includes **direct** mobility from the previous year (2015/16) and re-entering **stop outs** from earlier years.



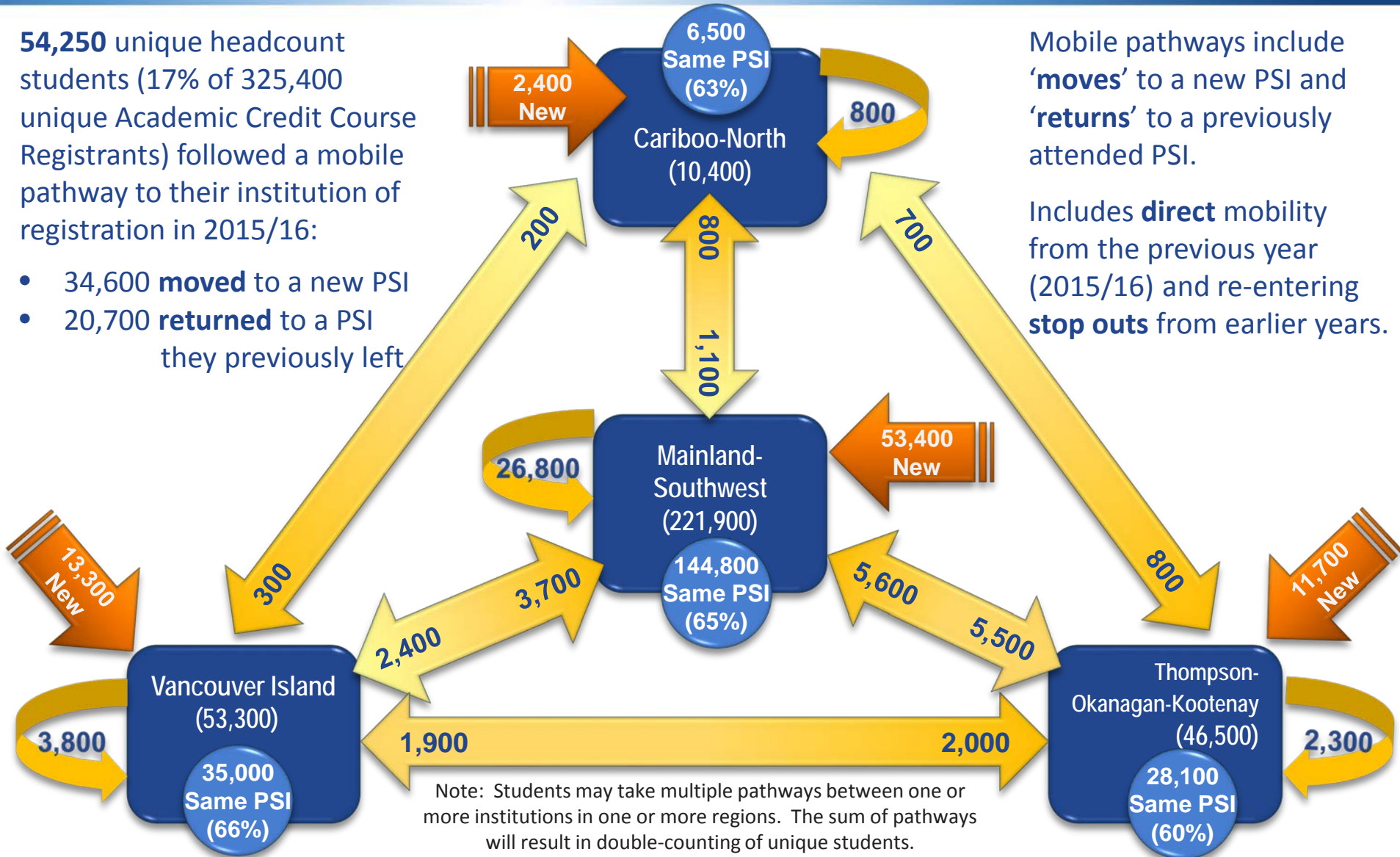
Student Mobility Between Regions in the BC Public Post-Secondary System (2015/16)

54,250 unique headcount students (17% of 325,400 unique Academic Credit Course Registrants) followed a mobile pathway to their institution of registration in 2015/16:


- 34,600 **moved** to a new PSI
- 20,700 **returned** to a PSI they previously left

Mobile pathways include 'moves' to a new PSI and 'returns' to a previously attended PSI.

Includes **direct** mobility from the previous year (2015/16) and re-entering **stop outs** from earlier years.



Note: Students may take multiple pathways between one or more institutions in one or more regions. The sum of pathways will result in double-counting of unique students.

- 
- Loop-back arrows indicate that students switched institutions, but remained within ...
- the same sector (in sector mobility diagram), or
 - the same region (in regional mobility diagram).