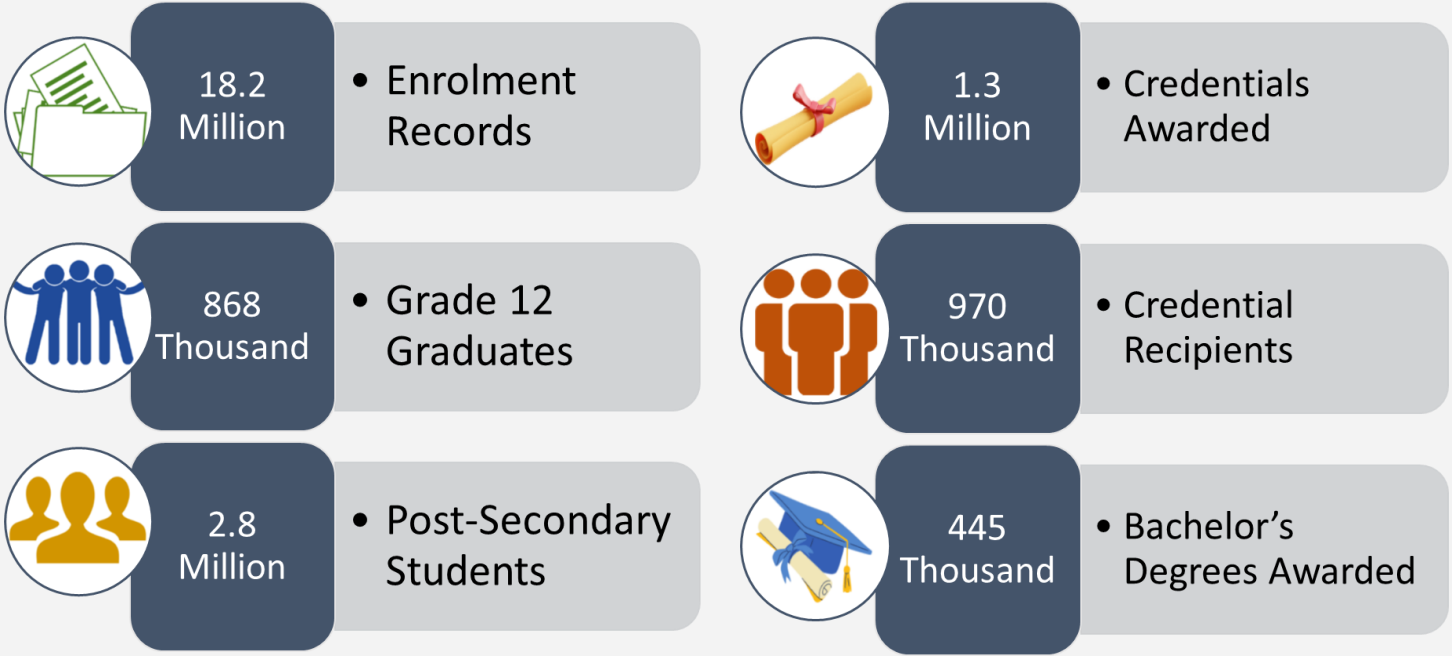
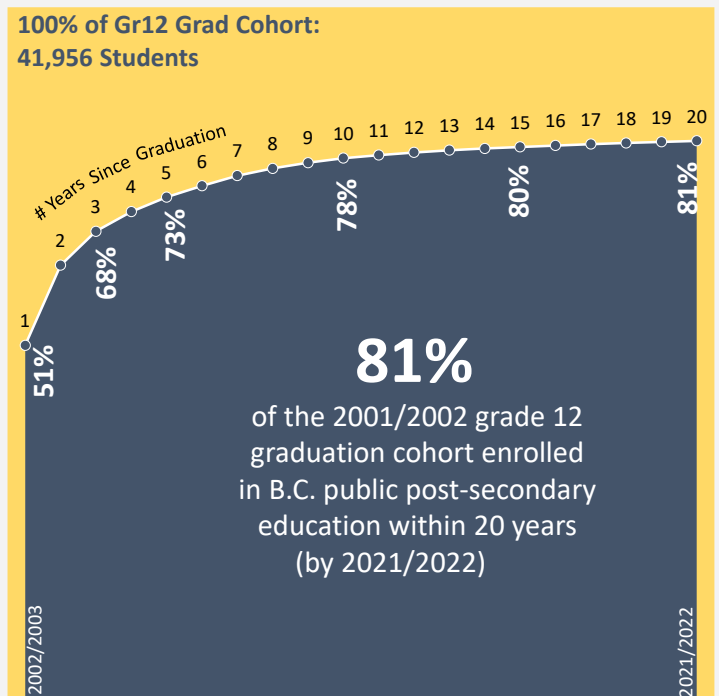
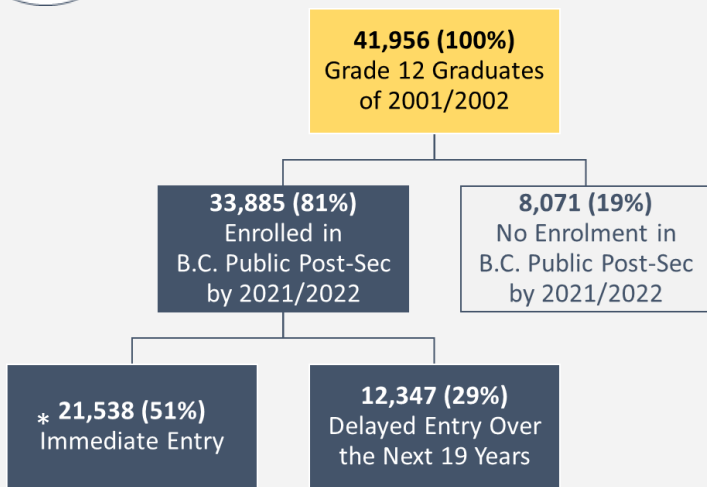


# STUDENT TRANSITIONS PROJECT: 20 Years of STP


The STP has collected 20 years of student data from B.C.'s K-12 and public post-secondary education systems, including:



After 20 years, the majority of the STP's first grade 12 graduation cohort have enrolled in B.C. public post-secondary education.



\* See next page for summary of education outcomes of 21,538 immediate entry students after 20 years.



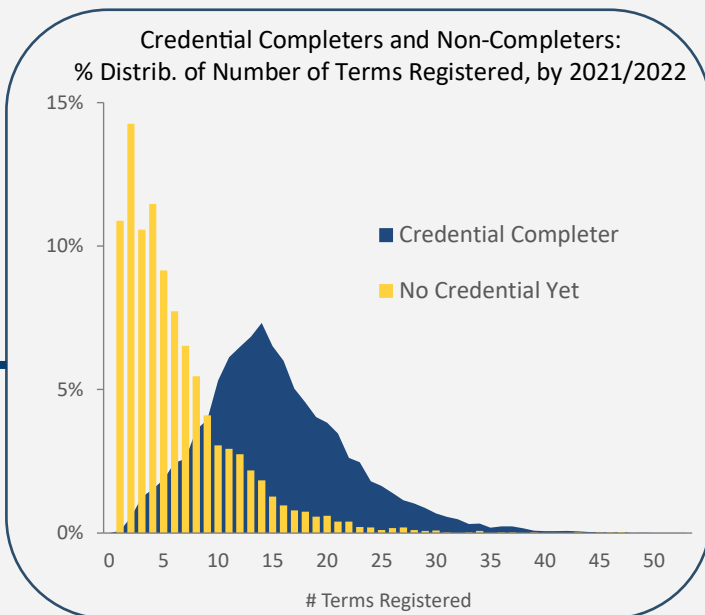
## Long-run success of STP's first immediate-entry cohort<sup>^</sup>, within 20 years of grade 12 graduation, by 2021/2022

### Student Mobility Over 20 Years, by 2021/2022

Mobile Students (62%)			Not Mobile (38%)
# of Institutions Attended:			
Four +	Three	Two	One PSI
10%	18%	34%	38%

### Highest Credential Earned, by 2021/2022

Completed Credential (73%)			No Credential Yet (27%)
Below Bach	Bach	> Bach	
22%	42%	9%	None
			27%



<sup>^</sup>Based on 21,538 grade 12 graduates of 2001/2002 who first enrolled in B.C. public post-secondary education in 2002/203.



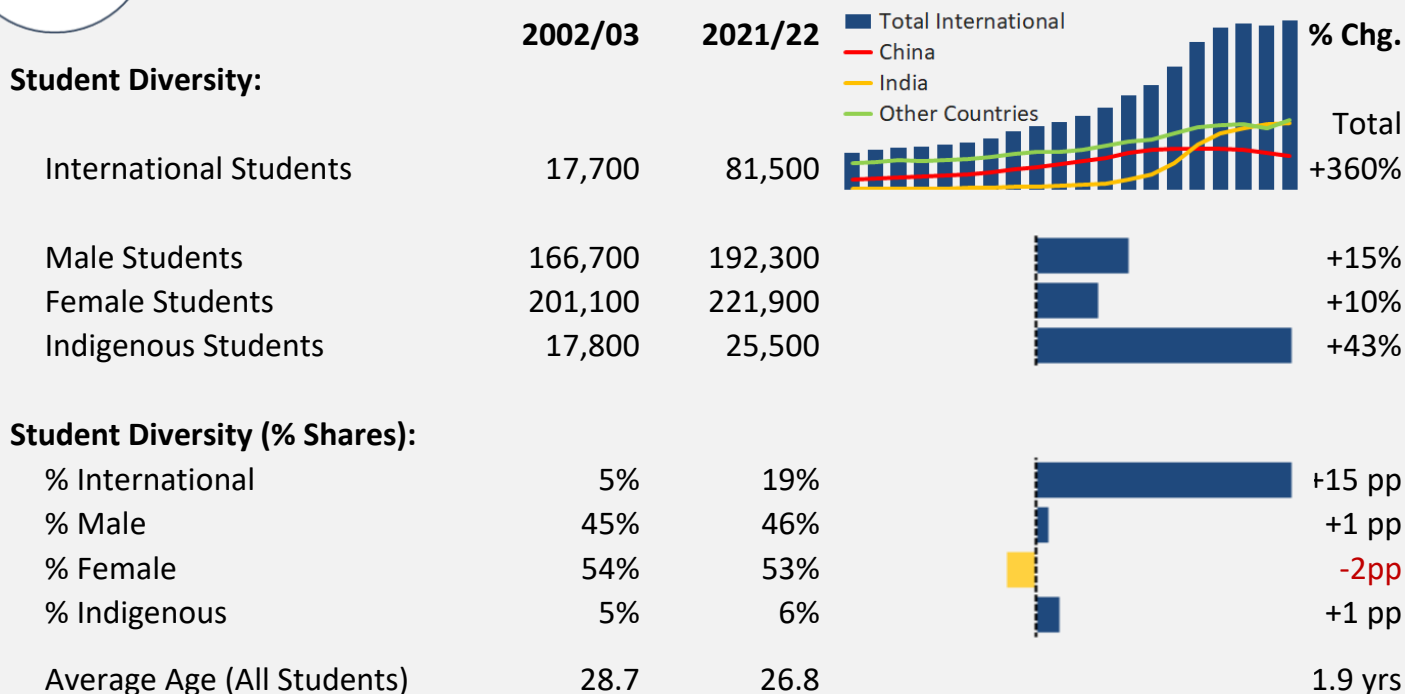
## 20-Year Change in B.C. Public Post-Secondary Enrolment

	2002/03	2021/22	% Chg.
<b>Post-Secondary Enrolment:</b>			
Developmental	47,300	20,800	-56%
Undergraduate	315,800	374,900	+19%
Graduate	16,800	29,400	+75%
<b>Total Unique Headcount</b>	<b>369,900</b>	<b>420,800</b>	<b>+14%</b>
<b>Enrolment by Institution Type:</b>			
College	129,500	121,900	-6%
Institutes	68,800	78,700	+14%
Research-Intensive Univ.	89,600	136,500	+52%
Teaching-Intensive Univ.	100,600	97,000	-4%
<b>Enrolment by B.C. Region</b>			
Cariboo-North	21,500	15,300	-29%
Mainland/Southwest	232,600	271,400	+17%
Thompson-Okan-Kootenays	58,800	79,400	+35%
Vancouver Island	67,800	62,100	-8%

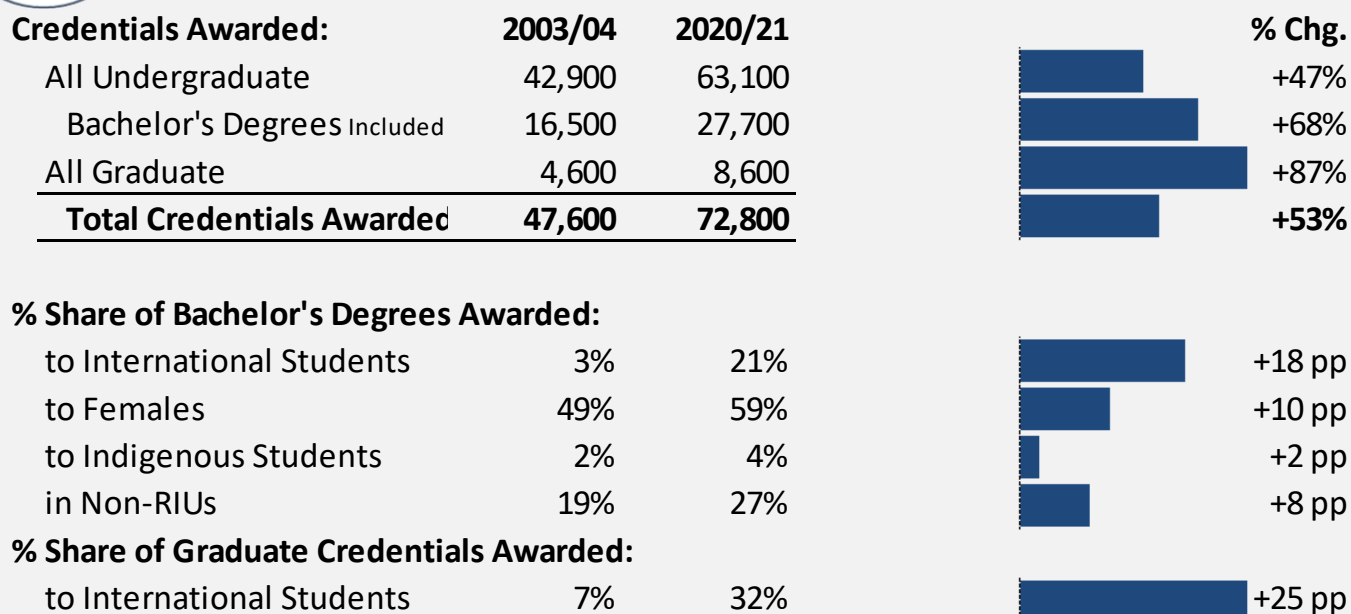
See STP website for map of the B.C. public post-secondary system, with institutions grouped by institution type and region at: <https://www2.gov.bc.ca/gov/content/education-training/post-secondary-education/data-research/student-transitions-project>



## 20-Year Change in B.C. Public Post-Secondary Student Diversity



## 18-Year Change in B.C. Public Post-Secondary Credentials Awarded



### Notes:

- This information is preliminary, based on 20 years of STP2022 data. A full report from STP2023 data will be prepared in 2024.
- Post-secondary enrolment shows distinct counts in each category with unduplicated counts in the grand total.
- Insufficient years of data have been collected to report 20 years of post-secondary credentials awarded.
- All student transitions, post-secondary enrolments and post-secondary credentials awarded are in B.C. public post-secondary institutions only.
- Mobile students are those who attended more than one institution (sequentially or simultaneously) over the 20-year reporting period.