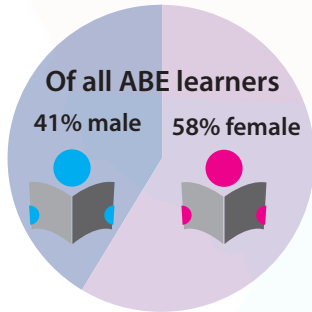




Adult Basic Education (ABE) Student Enrollment Summary 2015

The statistics for this infographic are based on 60,386 ABE learners, ages 19+, enrolled in ABE in the K-12 sector, the public post-secondary (PS) sector or both sectors in 2013/14.

ABE LEARNERS OVERALL

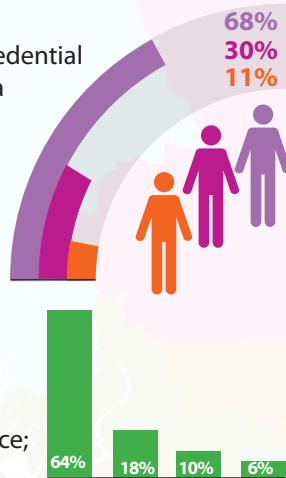


- 3 out of 10 (32%) ABE learners were enrolled in secondary school one year prior to taking ABE in 2013/14
- 14% of ABE learners self-identified as Aboriginal
- 35% were enrolled in ABE for the first time
- 49% were 25 years old or younger
- 23% were 40 years old or older



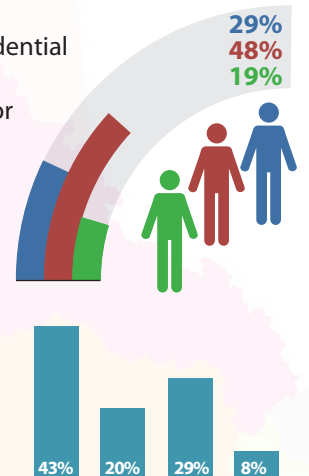
ABE LEARNERS IN K-12 SECTOR

- 68% of ABE learners were enrolled in the K-12 system only (3% enrolled in both sectors)
- 30% came to ABE with a K-12 credential
 - The percentage of those with a K-12 credential in the K-12 sector has steadily increased over the last 5 years
- 11% identified as Aboriginal (enrollment in K-12 slightly decreasing over 10 years)
- 64% of ABE learners were taking ABE in the Lower Mainland; 18% on Vancouver Island; 10% in the Interior of the province; and, 6% in the North.



ABE LEARNERS IN PS SECTOR

- 29% of ABE learners were enrolled in PS institutions only (3% enrolled in both sectors).
- 48% came to ABE with a K-12 credential
 - The percentage of those with a K-12 credential in the PS sector has remained steady over the last 5 years
- 19% identified as Aboriginal (enrollment in PS institutions slightly increasing over 10 years)
- 43% of ABE learners were taking ABE in the Lower Mainland; 20% on Vancouver Island; 29% in the Interior of the province; and, 8% in the North.



PARTICIPATION IN POST-SECONDARY LEVEL EDUCATION BASED ON A 10-YEAR TREND

- Over the last 10 years, the percentages of ABE learners in K-12 and PS institutions who participated in PS level studies during or following ABE were 18% and 49% respectively.
- The percentages of non-Aboriginal and Aboriginal ABE students who participated in PS level studies during or following ABE over the last 10 years were 49% and 48% respectively.
- The percentages of female and male ABE learners over 10 years who participated in PS level studies during or following ABE were 50% and 48% respectively.
- Since 04/05 academic year, 39% of ABE learners who were non-high school graduates have participated in PS level studies during or following ABE, compared to 65% of high school graduates.

