

ENGLISH LANGUAGE ARTS GRADE 8

Integrated Resource Package 2007

Copyright © 2007 Ministry of Education, Province of British Columbia.

Copyright Notice

No part of the content of this document may be reproduced in any form or by any means, including electronic storage, reproduction, execution, or transmission without the prior written permission of the Province.

Proprietary Notice

This document contains information that is proprietary and confidential to the Province. Any reproduction, disclosure, or other use of this document is expressly prohibited except as the Province may authorize in writing.

Limited Exception to Non-Reproduction

Permission to copy and use this publication in part, or in its entirety, for non-profit educational purposes within British Columbia and the Yukon, is granted to (a) all staff of BC school board trustees, including teachers and administrators; organizations comprising the Educational Advisory Council as identified by Ministerial Order; and other parties providing, directly or indirectly, educational programs to entitled students as identified by the *School Act*, R.S.B.C. 1996, c.412, or the *Independent School Act*, R.S.B.C. 1996, c.216, and (b) a party providing, directly or indirectly, educational programs under the authority of the Minister of the Department of Education for the Yukon Territory as defined in the *Education Act*, R.S.Y. 2002, c.61.

Acknowledgments III
Preface V

INTRODUCTION TO ENGLISH LANGUAGE ARTS 8 TO 12

English Language Arts Grades 8 to 12: At a Glance 2
 Rationale 3
 Requirements and Graduation Credits 4
 Graduation Program Examinations 4
 Curriculum Organizers..... 4
 Key Concepts: Overview of English Language Arts K to 12..... 5
 Learning Resources 10
 Suggested Timeframe..... 10

CONSIDERATIONS FOR PROGRAM DELIVERY

Alternative Delivery Policy..... 13
 Addressing Local Needs..... 13
 Involving Parents and Guardians 13
 Confidentiality 14
 Inclusion, Equity, and Accessibility for All Learners 14
 Working with the School and Community 15
 Working with the Aboriginal Community 15
 Information and Communications Technology 15
 Copyright and Responsibility..... 15
 Language Learning: A Shared Responsibility 16
 Expanded Definition of Text 17
 Expanded Range of Texts 17
 Grade-Appropriate Texts..... 17
 Integration of the Language Arts 17
 Highlights of the 2007 English Language Arts 8 to 12 Curriculum 18
 References 33

PRESCRIBED LEARNING OUTCOMES

Understanding the Prescribed Learning Outcomes 43
 Domains of Learning 43
 Prescribed Learning Outcomes by Grade 47

KEY ELEMENTS

Using the Key Elements Section..... 63
 Grade 8 Overview 64
 Pedagogical Understandings for English Language Arts: Gradual Release of Responsibility..... 65
 Pedagogical Understandings for English Language Arts: Metacognition..... 67
 Pedagogical Understandings for English Language Arts: Oral Language..... 68
 Pedagogical Understandings for English Language Arts: Reading and Viewing 71
 Pedagogical Understandings for English Language Arts: Writing and Representing..... 75

TABLE OF CONTENTS

STUDENT ACHIEVEMENT

Understanding the Achievement Indicators	81
Classroom Assessment and Evaluation	82
Grade 8 Prescribed Learning Outcomes and Suggested Achievement Indicators	87

GLOSSARY

Glossary of Terms	113
-------------------------	-----

Many people contributed their expertise to this document. The Project Manager was Gail Hughes-Adams of the Ministry of Education, working with other ministry personnel and our partners in education. We would like to thank all who participated in this process.

**ENGLISH LANGUAGE ARTS 8 TO 12 PRESCRIBED LEARNING OUTCOMES
AND SUGGESTED ACHIEVEMENT INDICATORS WORKING COMMITTEE**

Lindsay Abbie	School District 53 (Okanagan Similkameen)
Cass Crest	School District 23 (Central Okanagan)
Brian Devenport	Vancouver College
Robert J. Graham	University of Victoria
Kerry Robertson	M.A. (Curriculum Studies)
Leyton Schnellert	School District 38 (Richmond)
Lana Simpson	School District 61 (Victoria)
Jon Terpening	School District 41 (Burnaby)
Catherine Van Der Mark	School District 82 (Coast Mountains)
Valerie Collins	BC Ministry of Education
Reber Creative	editing and desktopping

ENGLISH LANGUAGE ARTS 8 TO 12 KEY ELEMENTS WORKING COMMITTEE

Leyton Schnellert	School District 38 (Richmond)
Joanne Panas	School District 38 (Richmond)
Mehjabeen Dattoo	School District 38 (Richmond)
Krista Ediger	School District 38 (Richmond)

Other educators/professionals who contributed to this document and to whom the ministry extends its gratitude include Rob Rankin, Gail Higginbottom, Paul Demers, Iain Fisher, Tina Grabenhorst, Sheila Graham, Cari Hopkins, Kim Manning, Steve Stanley, Stephen Wade Naylor, Karmen Brillon, and Fraser Hannah.

A very special thanks for the professional dedication and contribution of Leyton Schnellert.

This document provides information teachers will require in order to implement the English Language Arts curriculum for Grade 8.

The information contained in this document, as well as the full English Language Arts K to 7 Integrated Resource Package (IRP), is available at www.bced.gov.bc.ca/irp/irp.htm

The following paragraphs provide brief descriptions of the components of the IRP.

INTRODUCTION

The Introduction provides general information about English Language Arts 8 to 12, including special features and requirements.

Included in this section are

- a graphic overview of the curriculum, including the curriculum aim and goals
- a rationale for teaching English Language Arts 8 to 12 in BC schools
- descriptions of the curriculum organizers – groupings for Prescribed Learning Outcomes that share a common focus
- key concepts, which are a framework of the foundational ideas underlying the Prescribed Learning Outcomes from K to 12
- a suggested timeframe for each curriculum organizer

CONSIDERATIONS FOR PROGRAM DELIVERY

This section of the IRP contains additional information to help educators develop their school practices and plan their program delivery to meet the needs of all learners, including sections on the differences between this curriculum and its predecessor, and research and references underlying the curriculum.

PRESCRIBED LEARNING OUTCOMES

This section contains the Prescribed Learning Outcomes, the legally required content standards for the provincial education system. The Prescribed Learning Outcomes define the required knowledge, skills, and attitudes for each subject. They are statements of what students are expected to know and be able to do by the end of each grade.

This document contains the Prescribed Learning Outcomes for Grade 8. Also included for reference are the Prescribed Learning Outcomes for Grade 9.

KEY ELEMENTS

The Key Elements provide an overview of the English Language Arts curriculum and the pedagogical understandings required for instruction and delivery.

STUDENT ACHIEVEMENT

This section of the IRP contains information about classroom assessment and measuring student achievement, including specific Suggested Achievement Indicators for each Prescribed Learning Outcome. Suggested Achievement Indicators are statements that describe what students are able to do in order to demonstrate that they fully meet the expectations set out by the Prescribed Learning Outcomes. Suggested Achievement Indicators are not mandatory; they are provided to assist in the assessment of how well students achieve the Prescribed Learning Outcomes.

GLOSSARY

The Glossary defines bolded terms as used in the Prescribed Learning Outcomes and Student Achievement sections of this curriculum.



INTRODUCTION

English Language Arts Grade 8

ENGLISH LANGUAGE ARTS GRADES 8 TO 12: AT A GLANCE

Aim

The aim of English Language Arts is to provide students with opportunities for personal and intellectual growth through speaking, listening, reading, viewing, writing, and representing to make meaning of the world and to prepare them to participate effectively in all aspects of society.

Goals

- comprehend and respond to oral and written language critically, creatively, and articulately
- communicate ideas, information, and feelings critically, creatively, and articulately, using various media
- think critically and creatively, and reflect on and articulate their thinking and learning
- develop a continuously increasing understanding of self and others

Curriculum Organizers

<i>Oral Language (Speaking and Listening)</i>	<i>Reading and Viewing</i>	<i>Writing and Representing</i>
<p>Purposes Use oral language to interact, present, question, explain, persuade, and listen.</p>	<p>Purposes Read and view to comprehend and respond to a variety of grade-appropriate texts.</p>	<p>Purposes Write and represent to create a variety of meaningful personal, informational, and imaginative texts.</p>
<p>Strategies Use strategies when interacting, presenting, and listening to improve speaking and listening.</p>	<p>Strategies Use strategies before, during, and after reading and viewing to increase comprehension and fluency.</p>	<p>Strategies Use strategies when writing and representing to increase success at creating meaningful texts.</p>
<p>Thinking</p> <ul style="list-style-type: none"> • Use oral language to improve and extend thinking. • Analyse and explore multiple viewpoints through speaking and listening. • Use metacognition, self-assess, and set goals for improvement in oral language. 	<p>Thinking</p> <ul style="list-style-type: none"> • Use reading and viewing to make meaningful connections, and to improve and extend thinking. • Analyse the influence of context through reading and writing. • Use metacognition, self-assess, and set goals for improvement in reading and viewing. 	<p>Thinking</p> <ul style="list-style-type: none"> • Use writing and representing to express, extend, and analyse thinking. • Explore multiple perspectives through writing and representing. • Use metacognition, self-assess, and set goals for improvement in writing and representing.
<p>Features Recognize and apply the features and patterns of oral language to convey and derive meaning.</p>	<p>Features Use the structures and features of text to derive meaning from texts.</p>	<p>Features Use the features and conventions of language to enhance meaning and artistry in writing and representing.</p>

The complete Integrated Resource Package (IRP) sets out the provincially prescribed curriculum for English Language Arts 8 to 12. The development of the IRP has been guided by the following principles of learning:

- Learning requires the active participation of the student.
- People learn in a variety of ways and at different rates.
- Learning is both an individual and a group process.
- Learning is most effective when students reflect on the process of learning and set goals for improvement.

In addition to these principles, this document recognizes that British Columbia's schools include young people of varied backgrounds, interests, abilities, and needs. Wherever appropriate for the curriculum, ways to meet these needs and to ensure equity and access for all learners have been integrated as much as possible into the Prescribed Learning Outcomes and Suggested Achievement Indicators.

RATIONALE

Language is fundamental to thinking, learning, and communicating in all cultures. The skilled use of language is associated with many opportunities in life, including further education, work, and social interaction. As students come to understand and use language more fully, they are able to enjoy the benefits and pleasures of language in all its forms, from reading and writing to literature, theatre, public speaking, film, and other media. They also come to understand language as a human system of communication – dynamic and evolving, but also systematic and governed by rules.

The English Language Arts 8 to 12 curriculum provides students with opportunities to experience the power of language by dealing with a range of texts and with the full range of contexts and purposes associated with the use of language:

- People use language to comprehend a wide range of literary and informational communications and to respond knowledgeably and critically to what they read, view, and hear. Students' ability to understand and draw conclusions from communications – whether written, spoken, or displayed visually – and to defend their conclusions rationally is a major goal of education and the particular focus of the English Language Arts 8 to 12 curriculum.
- People use language to communicate their ideas through a variety of print and non-print media. In both academic and business contexts, students need to be able to communicate with precision, clarity, and artistry; apply the conventions of language; gather and organize information and ideas; and use communication forms and styles that suit their abilities, specific purposes, and the needs of the audience.
- People use language as a fundamental part of their personal, work, and social lives – to establish and maintain relationships, for enjoyment and diversion, and to learn. Learning to interact successfully with others is essential for students' success in school, lifelong learning, and for maintaining productive, satisfying lives.

The development of literacy is a key focus of this curriculum. The rapid expansion in the use of technology and media has expanded the concept of what it is to be literate. Literacy today involves being able to understand and process oral, written, electronic, and multi-media forms of communication. This curriculum acknowledges that students learn and develop at different rates and that the timeframe for literacy development will vary.

Society expects graduates to think critically, solve problems, communicate clearly, and learn and work both independently and with others. The English Language Arts 8 to 12 curriculum contributes to this outcome by providing a framework to help students

- present and respond to ideas, feelings, and knowledge sensitively and creatively
- explore Canadian and world literature as a way of knowing, of developing personal values, and of understanding
- learn about Canada's cultural heritage as expressed in language
- use language confidently to understand and respond thoughtfully and critically to factual and imaginative communications in speech, print, and other media
- develop the reading and writing skills required of informed citizens prepared to face the challenges of further education and a changing workplace

- express themselves critically, creatively, and articulately for a variety of personal, social, and work-related purposes
- use language appropriate to the situation, audience, and purpose and become comfortable with a range of language styles, from public to personal, and from literary to standard business English
- realize their individual potential as communicators

REQUIREMENTS AND GRADUATION CREDITS

English 10, English 11, and English 12 are designated as four-credit courses, and must be reported as such to the Ministry of Education for transcript purposes. Letter grades and percentages must be reported for these courses. It is not possible to obtain partial credit for the courses.

Course codes connected with these courses are EN 10, EN 11, and EN 12.

GRADUATION PROGRAM EXAMINATIONS

According to the 2004 Graduation Requirements, students who wish to graduate are required to write five graduation exams. Graduation program exams are mandatory for Grade 10 Language Arts (this includes English 10 and Français langue première 10). Grade 10 exams count for 20% of the final mark in the course. Graduation program exams are mandatory for Grade 12 Language Arts (this includes English 12, Français langue première 12, English 12 First Peoples, or Communications 12). Grade 12 exams count for 40% of the final mark in the course. Provincial examination scores may be required for entrance qualifications to post-

secondary institutions, and may be used to determine provincial scholarships.

For more information, refer to the Ministry of Education examinations web site: www.bced.gov.bc.ca/exams/

CURRICULUM ORGANIZERS

A curriculum organizer consists of a set of Prescribed Learning Outcomes that share a common focus. Clear and specific Prescribed Learning Outcomes guide assessment and instruction and should be shared with both students and parents to enable all stakeholders to have common vocabulary and understandings. The Prescribed Learning Outcomes for English Language Arts 8 to 12 are grouped under the curriculum organizers shown in the chart below. These three organizers and related suborganizers have been framed to highlight the important aspects of student learning in English Language Arts and as one means of presenting Prescribed Learning Outcomes in an organized manner. They are not intended to suggest a sequence of instruction or a linear approach to course delivery, nor do they suggest that organizers work in isolation from one another. (See section entitled “Considerations for Program Delivery: Integration of the Language Arts.”)

Oral Language (Speaking and Listening)

“Oral language is the foundation of literacy learning. Talk is the bridge that helps students make connections between what they know and what they are coming to know” (Booth, 1994, p. 254). Students use language to monitor and reflect on experiences and to reason, plan, predict, and make connections both orally and in print.

English Language Arts 8 to 12		
ORAL LANGUAGE (SPEAKING AND LISTENING)	READING AND VIEWING	WRITING AND REPRESENTING
<ul style="list-style-type: none"> • Purposes • Strategies • Thinking • Features 	<ul style="list-style-type: none"> • Purposes • Strategies • Thinking • Features 	<ul style="list-style-type: none"> • Purposes • Strategies • Thinking • Features

The Oral Language section of the curriculum focusses on

- **Purposes** – providing opportunities for students to develop their capacity to interact effectively with peers and adults, to present material orally, to question, to explain, to persuade, and to listen attentively, respectfully, critically, and with purpose
- **Strategies** – increasing students’ awareness of, engagement in, and development of the processes, skills, and techniques they can use to be more successful in their oral interactions and presentations
- **Thinking** – extending students’ capacity to use oral language to make connections, develop ideas, consider multiple perspectives, increase vocabulary, and use metacognition to assess their strengths and set goals to scaffold improvement
- **Features** – increasing students’ knowledge of the forms of oral expression and the expectations of various audiences, as well as their capacity to control syntax, diction, and other aspects of oral communication

Reading and Viewing

“As teachers of literacy, we must have as an instructional goal, regardless of age, grade, or achievement level, the development of students as purposeful, engaged, and ultimately independent comprehenders. No matter what grade level you teach, no matter what content you teach, no matter what texts you teach with, your goal is to improve students’ comprehension and understanding” (Rasinski et al., 2000, p. 1).

The Reading and Viewing section of the curriculum focusses on

- **Purposes** – providing opportunities for students to read and view various types of text (written and visual) for multiple purposes, including comprehension, fluency, and exploration of different perspectives
- **Strategies** – increasing students’ repertoire of strategies and techniques they can use before, during, and after reading and viewing in order to comprehend and extend their understanding of texts

- **Thinking** – developing students’ ability to make connections and analyse the influence of social and historical influences, and students’ metacognitive capacity to identify and achieve goals for improvement
- **Features** – developing students’ awareness of the different types of written and visual text, the characteristics that distinguish them, and the impact of the stylistic effects used (e.g., rhyme)

Writing and Representing

“Writing well is not just an option for young people – it is a necessity. Along with reading comprehension, writing skill is a predictor of academic success and a basic requirement for participation in civic life and in global economy” (Graham & Perin, 2007, p. 3).

The Writing and Representing section of the curriculum focusses on

- **Purposes** – giving students opportunities to create various kinds of texts: personal, imaginative, informational, and visual texts
- **Strategies** – developing students’ repertoire of approaches to creating text, including those that apply before (e.g., notetaking, brainstorming), during (e.g., experimenting with word choice), and after (e.g., editing, presenting) writing and representing
- **Thinking** – expanding students’ capacity to extend thinking by using writing and representing to connect ideas, explore perspectives, and set and achieve goals to improve their writing and representing
- **Features** – developing students’ ability to use features and conventions of language to enhance meaning and artistry in their reading and writing

KEY CONCEPTS

The Key Concepts are derived from Prescribed Learning Outcomes for English Language Arts K to 12. The information is provided as a quick overview and is designed to summarize the fundamental concepts of English Language Arts for each grade. This is not a list of Prescribed Learning Outcomes, but a framework of the key ideas that form the basis for English Language Arts.

KEY CONCEPTS: OVERVIEW OF ENGLISH LANGUAGE ARTS K TO 12

	Kindergarten	Grade 1	Grade 2	Grade 3
<p>ORAL LANGUAGE</p> <p><i>GRADE-BY-GRADE DISTINCTION IS FURTHER ARTICULATED THROUGH THE COMPLEXITY OF THE TEXT AND THE SITUATION</i></p>	<p><i>Pre-K learning experiences plus...</i></p> <ul style="list-style-type: none"> speaking and listening to express and inquire developing vocabulary making connections and asking questions using meaningful syntax beginning to demonstrate phonological awareness 	<p><i>Kindergarten plus...</i></p> <ul style="list-style-type: none"> speaking and listening to recall and retell acquiring and expressing ideas and information accessing prior knowledge and organizing thinking using words correctly developing phonological awareness 	<p><i>K and 1 plus...</i></p> <ul style="list-style-type: none"> staying on topic and sustaining concentration making and sharing connections comparing and contrasting recognizing language patterns 	<p><i>K to 2 plus...</i></p> <ul style="list-style-type: none"> generating ideas sharing ideas and opinions recalling and summarizing in logical sequence recognizing and using language features
<p>READING AND VIEWING</p> <p><i>GRADE-BY-GRADE DISTINCTION IS FURTHER ARTICULATED THROUGH THE COMPLEXITY OF THE TEXT AND THE SITUATION</i></p>	<ul style="list-style-type: none"> engaging in reading or reading-like behaviour connecting with prior knowledge developing printing concepts developing familiarity with the alphabet, alphabetic sounds, and common words 	<ul style="list-style-type: none"> choosing and reading books developing word-decoding strategies making connections to texts identifying story elements 	<ul style="list-style-type: none"> reading with comprehension and fluency predicting and summarizing to construct and confirm meaning making connections between texts acquiring and using vocabulary relating to texts 	<ul style="list-style-type: none"> self-monitoring and self-correcting during reading developing explanations making connections among texts locating information using text features
<p>WRITING AND REPRESENTING</p> <p><i>GRADE-BY-GRADE DISTINCTION IS FURTHER ARTICULATED THROUGH THE COMPLEXITY OF THE TEXT AND THE SITUATION</i></p>	<ul style="list-style-type: none"> creating messages (e.g., using pictures, symbols, letters, and words) using invented spelling and word copying printing most letters and simple words 	<ul style="list-style-type: none"> writing short passages (e.g., journal entries, lists, poems) using basic punctuation and simple sentence construction printing legible letters and words 	<ul style="list-style-type: none"> writing, following models presented expressing personal responses to text material beginning to use criteria to improve writing using basic punctuation and constructing simple and compound sentences 	<ul style="list-style-type: none"> writing for a purpose and audience accessing reference materials using criteria to improve writing using conventional spelling, sentence variation, and new vocabulary

KEY CONCEPTS: OVERVIEW OF ENGLISH LANGUAGE ARTS K TO 12

	Grade 4	Grade 5	Grade 6	Grade 7
<p>ORAL LANGUAGE</p> <p><i>GRADE-BY-GRADE DISTINCTION IS FURTHER ARTICULATED THROUGH THE COMPLEXITY OF THE TEXT AND THE SITUATION</i></p>	<p><i>K to 3 plus...</i></p> <ul style="list-style-type: none"> providing details and examples to enhance meaning summarizing and synthesizing comparing and analysing ideas expressing ideas clearly and fluently 	<p><i>K to 4 plus...</i></p> <ul style="list-style-type: none"> sharing and explaining ideas and viewpoints interpreting the speaker’s message (verbal and nonverbal) considering audience when presenting recognizing literary devices 	<p><i>K to 5 plus...</i></p> <ul style="list-style-type: none"> resolving problems comparing ideas identifying purposes and perspectives using sequential organizers organizing information and practising delivery 	<p><i>K to 6 plus...</i></p> <ul style="list-style-type: none"> negotiating to achieve consensus analysing and evaluating ideas analysing perspectives and considering alternatives incorporating nonverbal elements using techniques and aids to facilitate audience understanding
<p>READING AND VIEWING</p> <p><i>GRADE-BY-GRADE DISTINCTION IS FURTHER ARTICULATED THROUGH THE COMPLEXITY OF THE TEXT AND THE SITUATION</i></p>	<ul style="list-style-type: none"> choosing texts and defending text choices making inferences and drawing conclusions during reading reading strategically, depending on purpose reading texts of different forms and genres 	<ul style="list-style-type: none"> making personal connections to texts comparing ideas and information in texts previewing texts and reading to locate information constructing meaning using genre and form 	<ul style="list-style-type: none"> describing personal connections to texts analysing ideas and information in texts determining importance of ideas and information constructing and confirming meaning of text, using structures and features 	<ul style="list-style-type: none"> reflecting on and responding to texts analysing, comparing, and synthesizing ideas in texts acknowledging and evaluating ideas and alternative viewpoints in texts constructing and confirming meaning of text, using types and features
<p>WRITING AND REPRESENTING</p> <p><i>GRADE-BY-GRADE DISTINCTION IS FURTHER ARTICULATED THROUGH THE COMPLEXITY OF THE TEXT AND THE SITUATION</i></p>	<ul style="list-style-type: none"> writing in a variety of genres writing to express and extend thinking using criteria to revise and edit writing using conventional grammar, spelling, and punctuation 	<ul style="list-style-type: none"> writing for a variety of audiences and purposes analysing thinking by expressing opinions and alternatives accessing and using multiple sources of information using variation in sentence construction 	<ul style="list-style-type: none"> writing a variety of well-developed texts writing to critique or defend positions selecting genre and form depending on purpose enhancing meaning and artistry in writing, using features and conventions of language 	<ul style="list-style-type: none"> writing a variety of well-developed texts writing to compare, analyse, generalize, and speculate developing and applying criteria to improve writing enhancing meaning and artistry in writing, using features and conventions of language

KEY CONCEPTS: OVERVIEW OF ENGLISH LANGUAGE ARTS K TO 12

	Grade 8	Grade 9
<p>ORAL LANGUAGE</p> <p><i>GRADE-BY-GRADE DISTINCTION IS FURTHER ARTICULATED THROUGH THE COMPLEXITY OF THE TEXT AND THE SITUATION</i></p>	<p><i>K to 7 plus...</i></p> <ul style="list-style-type: none"> determining roles and assuming responsibilities narrating, exploring, and recollecting responding to texts personally, critically, and creatively demonstrating awareness of diversity conveying and deriving meaning through oral language features 	<p><i>K to 8 plus...</i></p> <ul style="list-style-type: none"> determining roles and assuming responsibilities describing, persuading, and explaining responding to texts personally, critically, and creatively acknowledging diversity conveying and deriving meaning through oral language features
<p>READING AND VIEWING</p> <p><i>GRADE-BY-GRADE DISTINCTION IS FURTHER ARTICULATED THROUGH THE COMPLEXITY OF THE TEXT AND THE SITUATION</i></p>	<ul style="list-style-type: none"> examining and comparing ideas and elements among texts comprehending, analysing, and responding to literary, informational, and visual texts explaining and supporting personal connections to texts constructing meaning using text structures and features 	<ul style="list-style-type: none"> making and supporting judgments about texts analysing literary, informational, and visual texts explaining and supporting personal connections to texts constructing meaning using text structures and features
<p>WRITING AND REPRESENTING</p> <p><i>GRADE-BY-GRADE DISTINCTION IS FURTHER ARTICULATED THROUGH THE COMPLEXITY OF THE TEXT AND THE SITUATION</i></p>	<ul style="list-style-type: none"> creating a variety of personal, informational, and imaginative texts creating thoughtful personal responses, comparing ideas, and synthesizing and extending thinking using elements of style and form appropriate to purpose and audience using conventions of language that enhance meaning and artistry 	<ul style="list-style-type: none"> creating a variety of personal, informational, and imaginative texts creating thoughtful personal responses, comparing ideas, and synthesizing and extending thinking using elements of style and form appropriate to purpose and audience using conventions of language that enhance meaning and artistry

KEY CONCEPTS: OVERVIEW OF ENGLISH LANGUAGE ARTS K TO 12

	Grade 10	Grade 11	Grade 12
<p>ORAL LANGUAGE</p> <p><i>GRADE-BY-GRADE DISTINCTION IS FURTHER ARTICULATED THROUGH THE COMPLEXITY OF THE TEXT AND THE SITUATION</i></p>	<p><i>K to 9 plus...</i></p> <ul style="list-style-type: none"> • initiating and sharing responsibilities • explaining, arguing, and entertaining • responding to texts personally, critically, and creatively • demonstrating understanding of diversity • conveying and deriving meaning through oral language features 	<p><i>K to 10 plus...</i></p> <ul style="list-style-type: none"> • initiating and sharing responsibilities • explaining, arguing, and entertaining • responding to texts personally, critically, and creatively • demonstrating understanding of diversity • conveying and deriving meaning through oral language features 	<p><i>K to 11 plus...</i></p> <ul style="list-style-type: none"> • initiating and sharing responsibilities • explaining, arguing, and entertaining • responding to texts personally, critically, and creatively • demonstrating understanding of diversity • conveying and deriving meaning through oral language features
<p>READING AND VIEWING</p> <p><i>GRADE-BY-GRADE DISTINCTION IS FURTHER ARTICULATED THROUGH THE COMPLEXITY OF THE TEXT AND THE SITUATION</i></p>	<ul style="list-style-type: none"> • identifying the influence of historical and cultural factors in texts and on texts • analysing and evaluating literary, informational, and visual texts • explaining and supporting personal connections to texts • constructing meaning using text structures and features 	<ul style="list-style-type: none"> • identifying the influence of historical and social factors in texts and on texts • analysing and evaluating literary, informational, and visual texts • explaining and supporting personal connections to texts • appreciating the writer's craft by analysing text structures and features 	<ul style="list-style-type: none"> • identifying and challenging bias, distortion, and contradictions in texts • analysing and evaluating literary, informational, and visual texts • explaining and supporting personal connections to texts • appreciating the writer's craft by analysing text structures and features
<p>WRITING AND REPRESENTING</p> <p><i>GRADE-BY-GRADE DISTINCTION IS FURTHER ARTICULATED THROUGH THE COMPLEXITY OF THE TEXT AND THE SITUATION</i></p>	<ul style="list-style-type: none"> • creating a variety of personal, informational, and imaginative texts • creating thoughtful personal responses, evaluating ideas, and synthesizing and extending thinking • using elements of style and form appropriate to purpose and audience • using conventions of language that enhance meaning and artistry 	<ul style="list-style-type: none"> • creating a variety of personal, informational, and imaginative texts • creating thoughtful personal responses, evaluating ideas, and synthesizing and extending thinking • using elements of style and form appropriate to purpose and audience • using conventions of language that enhance meaning and artistry 	<ul style="list-style-type: none"> • creating a variety of personal, informational, and imaginative texts • creating thoughtful personal responses, evaluating ideas, and synthesizing and extending thinking • using elements of style and form appropriate to purpose and audience • using conventions of language that enhance meaning and artistry

LEARNING RESOURCES

For the current list of English Language Arts 8 to 12 recommended learning resources, please check the Learning Resource web site: www.bced.gov.bc.ca/irp_resources/lr/resource/gradcoll.htm

The Grade Collection chart lists the recommended learning resources by media format, showing links to the curriculum organizers and sub-organizers. The chart is followed by an annotated bibliography. Teachers should check with suppliers for complete and up-to-date ordering information.

Ministry policy concerning Learning Resources can be found on the ministry’s policy web site: www.bced.gov.bc.ca/policy/policies

SUGGESTED TIMEFRAME

Although decisions concerning the allocation of instructional time are subject to teachers’ professional judgment, the curriculum has been

designed to create opportunities for greater balance and integration among the three aspects of learning in English Language Arts: oral language, reading and viewing, and writing and representing.

Since it is anticipated that instruction related to Prescribed Learning Outcomes in these three areas will frequently be integrated within instructional units (e.g., a unit focussed on the study of a particular text), teachers may not necessarily find it useful to correlate instructional time with curriculum organizers. It is consistent with the aim of this subject, however, for teachers to place the most emphasis on outcomes that address developmental needs, and specifically on instructional activities that further students’ thinking skills rather than merely extending their knowledge. This emphasis should be reflected both in the allocation of time and in the weighting scheme for grading student performance.

The following table shows the average percentages of total time that could be devoted to delivering the Prescribed Learning Outcomes in each curriculum organizer at various grade levels.

Suggested Timeframe for English Language Arts 8 to 12

Curriculum Organizer	Suggested Time Allocation (average)	
	Grades 8 and 9	Grades 10 to 12
Oral Language (Speaking and Listening)	25 - 35%	15 - 25%
Reading and Viewing	35 - 50%	35 - 45%
Writing and Representing	30 - 45%	40 - 50%



CONSIDERATIONS FOR PROGRAM DELIVERY

English Language Arts Grade 8

This section of the IRP contains additional information to help teachers develop their school practices and plan their program delivery to meet the needs of all learners. Included in this section is information about

- Alternative Delivery Policy
- Addressing Local Needs
- Involving Parents and Guardians
- Confidentiality
- Inclusion, Equity, and Accessibility for All Learners
- Working with the School and Community
- Working with the Aboriginal Community
- Information and Communications Technology
- Copyright and Responsibility
- Language Learning: A Shared Responsibility
- Expanded Definition of Text
- Expanded Range of Texts
- Grade-Appropriate Texts
- Integration of the Language Arts
- Highlights of the 2007 English Language Arts Curriculum
 - Literacy Learning
 - Organizing for Learning
 - Further Research into Language Processes
 - Beyond the Classroom
- References

ALTERNATIVE DELIVERY POLICY

The Alternative Delivery policy **does not** apply to English Language Arts 8 to 12.

The Alternative Delivery policy outlines how students, and their parents or guardians, in consultation with their local school authority, may choose means other than instruction by a teacher within the regular classroom setting for addressing Prescribed Learning Outcomes contained in the Health curriculum organizer of the following curriculum documents:

- Health and Career Education K to 7
- Health and Career Education 8 and 9
- Planning 10

The policy recognizes the family as the primary educator in the development of children’s attitudes, standards, and values, but the policy still requires that all Prescribed Learning Outcomes be addressed and assessed in the agreed-upon alternative manner of delivery.

It is important to note the significance of the term “alternative delivery” as it relates to the Alternative Delivery policy. The policy does not permit schools to omit addressing or assessing any of the Prescribed Learning Outcomes within the health and career education curriculum. Neither does it allow students to be excused from meeting any Prescribed Learning Outcomes related to health. It is expected that students who arrange for alternative delivery will address the health-related Prescribed Learning Outcomes and will be able to demonstrate their understanding of these Prescribed Learning Outcomes.

For more information about policy relating to alternative delivery, refer to www.bced.gov.bc.ca/policy/

ADDRESSING LOCAL NEEDS

English Language Arts 8 to 12 includes opportunities for individual teacher and student choice in the exploration of topics to meet certain Prescribed Learning Outcomes. This flexibility enables educators to plan their programs by using topics and examples that are relevant to their local context and to the particular interests of their students. When selecting topics it may be appropriate to incorporate student input.

Where specific topics have been included in the Prescribed Learning Outcomes, the intent is for all students to have an opportunity to address these important issues. The inclusion of these topics is not intended to exclude any additional issues that may also be relevant for individual school communities.

INVOLVING PARENTS AND GUARDIANS

The family is the primary educator in the development of students’ attitudes and values. The school plays a supportive role by focussing on the Prescribed Learning Outcomes in the English Language Arts 8 to 12 curriculum. Parents and guardians can support, enrich, and extend the curriculum at home.

An excellent way for parents to provide support for students’ literacy success is by showing enjoyment of both reading and writing, encouraging and sustaining conversation, and demonstrating how to express viewpoints respectfully. Activities such as

family read-alouds, writing journals on vacations and sharing what has been written, playing vocabulary games, and making frequent trips to the library are ways for parents to support literacy at home.

It is highly recommended that schools inform parents and guardians about the English Language Arts 8 to 12 curriculum. Teachers (along with school and district administrators) may choose to do so by

- informing parents/guardians and students of the Prescribed Learning Outcomes for the course
- responding to parent and guardian requests to discuss the course, unit plans, and learning resources

CONFIDENTIALITY

The *Freedom of Information and Protection of Privacy Act* (FOIPPA) applies to students, to school districts, and to all curricula. Teachers, administrators, and district staff should consider the following:

- Be aware of district and school guidelines regarding the provisions of FOIPPA and how it applies to all subjects, including English Language Arts 8 to 12.
- Do not use students' Personal Education Numbers (PENs) on any assignments that students wish to keep confidential.
- Ensure students are aware that if they disclose personal information that indicates they are at risk for harm, then that information cannot be kept confidential.
- Inform students of their rights under FOIPPA, especially the right to have access to their own personal information in their school records. Inform parents of their rights to access their children's school records.
- Minimize the type and amount of personal information collected, and ensure that it is used only for purposes that relate directly to the reason for which it is collected.
- Inform students that they will be the only ones recording personal information about themselves unless they, or their parents, have consented to teachers collecting that information from other people (including parents).

- Provide students and their parents with the reason(s) they are being asked to provide personal information in the context of the English Language Arts 8 to 12 curriculum.
- Inform students and their parents that they can ask the school to correct or annotate any of the personal information held by the school, in accordance with Section 29 of FOIPPA.
- Ensure students are aware that their parents may have access to the schoolwork they create only insofar as it pertains to students' progress.
- Ensure that any information used in assessing students' progress is up-to-date, accurate, and complete.

For more information about confidentiality, refer to www.mser.gov.bc.ca/privacyaccess/

INCLUSION, EQUITY, AND ACCESSIBILITY FOR ALL LEARNERS

British Columbia's schools include young people of varied backgrounds, interests, and abilities. The Kindergarten to Grade 12 school system focusses on meeting the needs of all students. When selecting specific topics, activities, and resources to support the implementation of English Language Arts 8 to 12, teachers are encouraged to ensure that these choices support inclusion, equity, and accessibility for all students. In particular, teachers should ensure that classroom instruction, assessment, and resources reflect sensitivity to diversity and incorporate positive role portrayals, relevant issues, and themes such as inclusion, respect, and acceptance.

Government policy supports the principles of integration and inclusion of students for whom English is a second language and of students with special needs. Most of the Prescribed Learning Outcomes and Suggested Achievement Indicators in this IRP can be met by all students, including those with special needs and/or ESL needs. Some strategies may require adaptations to ensure that those with special and/or ESL needs can successfully achieve the Prescribed Learning Outcomes. Where necessary, modifications can be made to the Prescribed Learning Outcomes for students with Individual Education Plans (IEPs).

For more information about resources and support for students with special needs, refer to www.bced.gov.bc.ca/specialed/

For more information about resources and support for ESL students, refer to www.bced.gov.bc.ca/esl/

WORKING WITH THE SCHOOL AND COMMUNITY

This curriculum addresses a wide range of skills and understandings that students are developing in other areas of their lives. It is important to recognize that learning related to this curriculum extends beyond the English Language Arts classroom.

School and district-wide programs – such as student government, active schools, work experience, and service clubs – support and extend learning in English Language Arts 8 to 12. Community organizations may also support the curriculum with locally developed learning resources, guest speakers, workshops, and field studies. Teachers may wish to draw on the expertise of these community organizations and members.

WORKING WITH THE ABORIGINAL COMMUNITY

The Ministry of Education is dedicated to ensuring that the cultures and contributions of Aboriginal peoples in BC are reflected in all provincial curricula. To address these topics in the classroom in a way that is accurate and that respectfully reflects Aboriginal concepts of teaching and learning, teachers are strongly encouraged to seek the advice and support of local Aboriginal communities. Aboriginal communities are diverse in terms of language, culture, and available resources, and each community will have its own unique protocol to gain support for integration of local knowledge and expertise. To begin discussion of possible instructional and assessment activities, teachers should first contact Aboriginal education co-ordinators, teachers, support workers, and counsellors in their district who will be able to facilitate the identification of local resources and contacts such as elders, chiefs, tribal or band councils, Aboriginal cultural centres, Aboriginal Friendship Centres, and Métis or Inuit organizations.

In addition, teachers may wish to consult the various Ministry of Education publications available, including the “Planning Your Program” section of the resource, *Shared Learnings*. This resource was developed to help all teachers provide students with knowledge of, and opportunities to share experiences with, Aboriginal peoples in BC.

For more information about these documents, consult the Aboriginal Education web site: www.bced.gov.bc.ca/abed/welcome.htm

INFORMATION AND COMMUNICATIONS TECHNOLOGY

The study of information and communications technology is increasingly important in our society. Students need to be able to acquire and analyse information, to reason and communicate, to make informed decisions, and to understand and use information and communications technology for a variety of purposes. Development of these skills is important for students in their education, their future careers, and their everyday lives.

Literacy in the area of information and communications technology can be defined as the ability to obtain and share knowledge through investigation, study, instruction, or transmission of information by means of media technology. Becoming literate in this area involves finding, gathering, assessing, and communicating information using electronic means, as well as developing the knowledge and skills to use and solve problems effectively with the technology. Literacy also involves a critical examination and understanding of the ethical and social issues related to the use of information and communications technology. When planning for instruction and assessment in English Language Arts 8 to 12, teachers should provide opportunities for students to develop literacy in relation to information and communications technology sources, and to reflect critically on the role of these technologies in society.

COPYRIGHT AND RESPONSIBILITY

Copyright is the legal protection of literary, dramatic, artistic, and musical works; sound recordings; performances; and communications

signals. Copyright provides creators with the legal right to be paid for their work and the right to say how their work is to be used. The law permits certain exceptions for schools (i.e., specific things permitted) but these are very limited, such as copying for private study or research. The copyright law determines how resources can be used in the classroom and by students at home.

In order to respect copyright it is necessary to understand the law. It is unlawful to do the following, unless permission has been given by a copyright owner or a collective that has the right to licence:

- photocopy copyrighted material to avoid purchasing the original resource for any reason
- photocopy or perform copyrighted material beyond a very small part – in some cases the copyright law considers it “fair” to copy whole works, such as an article in a journal or a photograph, for purposes of research and private study, criticism, and review
- show recorded television or radio programs to students in the classroom unless these are cleared for copyright for educational use (there are exceptions such as for news and news commentary taped within one year of broadcast that by law have record-keeping requirements – see the web site at the end of this section for more details)
- photocopy print music, workbooks, instructional materials, instruction manuals, teacher guides, and commercially available tests and examinations
- show video recordings at schools that are not cleared for public performance
- perform music or do performances of copyrighted material for entertainment (i.e., for purposes other than a specific educational objective)
- copy work from the Internet without an express message that the work can be copied

Permission from or on behalf of the copyright owner must be given in writing. Permission may also be given to copy or use all or some portion of copyrighted work through a licence or agreement. Many creators, publishers, and producers have formed groups or “collectives” to negotiate royalty

payments and copying conditions for educational institutions. It is important to know what licences are in place and how these affect the activities schools are involved in. Some licences may also require royalty payments that are determined by the quantity of photocopying or the length of performances. In these cases, it is important to assess the educational value and merits of copying or performing certain works to protect the school’s financial exposure (i.e., only copy or use that portion that is absolutely necessary to meet an educational objective).

It is important for education professionals, parents, and students to respect the value of original thinking and the importance of not plagiarizing the work of others. The works of others should not be used without their permission.

For more information about copyright, refer to <http://cmec.ca/copyright/indexe.stm>

LANGUAGE LEARNING: A SHARED RESPONSIBILITY

Students, parents, teachers, and the community share responsibility for language learning. Students use language to examine new knowledge and experiences. They make choices about which texts to read, view, or listen to, and about their responses to such texts. Students need to take responsibility for their language learning.

Language development begins in the home. Parents, other caregivers, and family members can actively support language learning by encouraging their children to use the language arts of speaking, listening, reading, viewing, writing, and representing in real-life contexts.

Because of its universality, language allows students to make connections across many areas of study. Integration must occur between English Language Arts and other curriculum areas. Teachers who are subject-area specialists support language development when they teach the specialized language and forms of their subject.

English Language Arts teachers play a special role as they help students develop strategies for using and responding to oral language and texts. They provide explicit instruction where appropriate, and provide students with learning opportunities that integrate language processes and scaffold learning.

EXPANDED DEFINITION OF TEXT

In this document, the term “text” is used to describe oral, visual, or written language forms including electronic media. These varied forms of text are often used in combination with one another. The expanded definition of text acknowledges the diverse range of materials with which we interact and from which we construct meaning.

EXPANDED RANGE OF TEXTS

Wherever possible, Prescribed Learning Outcomes have been framed to allow teachers and students to address prescribed requirements using various types of texts. In addition to introducing texts in oral and visual forms, as well as written forms, teachers are encouraged to devote attention to a broad range of non-fiction texts, fiction, and poetry. Students need knowledge, skills, and strategies in the six language arts (i.e., speaking, listening, reading, viewing, writing, and representing) to compose, comprehend, and respond effectively to a range of texts. To promote a deeper cultural awareness among students, teachers are also encouraged to devote attention to texts by both Aboriginal and non-Aboriginal authors from Canada and to texts that embody a range of voices from around the world. Teacher-librarians are a tremendous resource who can provide assistance in selecting grade-appropriate texts, and may also offer other activities and suggestions to encourage the love of reading.

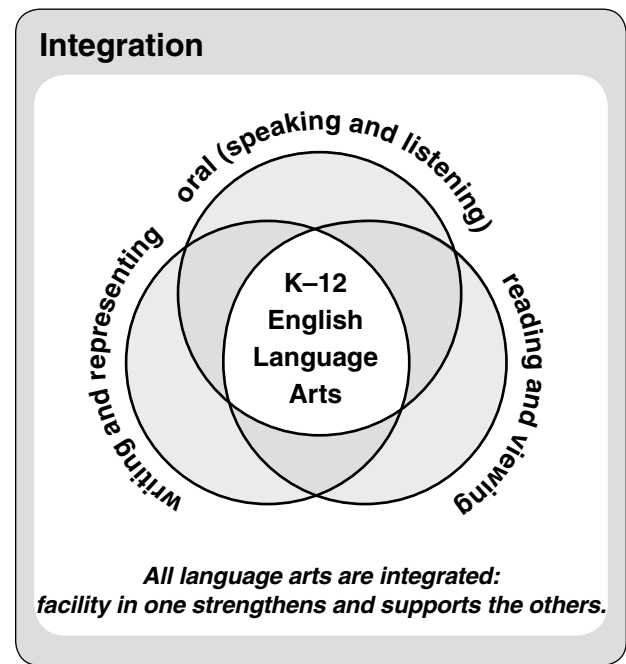
GRADE-APPROPRIATE TEXTS

The Prescribed Learning Outcomes require students who meet expectations to be able to read and comprehend “grade-appropriate texts.” The determination of the range of texts appropriate at each grade will be the responsibility of each school district in British Columbia. There is expected to be

a range of grade-appropriate texts at each grade level. Text appropriateness will vary depending on students’ background knowledge of the content and of the text style. To determine whether a student is reading grade-appropriate texts with comprehension, consideration should be given to multiple performance snapshots of reading. Many characteristics of text may be used to determine the level of a text, including number of pages, type and size of font, sentence complexity, and sophistication of themes and ideas. A number of performance-based assessment tools and resources currently used throughout school districts in British Columbia are useful in providing information on reading achievement.

INTEGRATION OF THE LANGUAGE ARTS

All the language arts (i.e., speaking, listening, reading, viewing, writing, and representing) are interrelated and interdependent: facility in one strengthens and supports the others. Students become confident and competent users of all six language arts through having many opportunities to speak, listen, read, write, view, and represent in a variety of contexts.



**HIGHLIGHTS OF THE 2007
ENGLISH LANGUAGE ARTS 8 TO 12
CURRICULUM**

This 2007 curriculum revision incorporates components from the 1996 English Language Arts curriculum, the contributions of many British Columbia educators, and current research-based principles and practices.

Research-based elements emphasized in this 2007 English Language Arts Curriculum include

Literacy Learning

1. The Link Between Literacy and Thinking
2. Metacognition in Literacy Learning
3. Multiple Literacies
4. Critical Literacy

Organizing for Learning

1. Formative Assessment, Student Self-assessment, and Summative Assessment
2. Organizing Curriculum Conceptually
3. Authentic and Challenging Learning Experiences
4. Gradual Release of Responsibility
5. Diversity of Learners and Differentiated Instruction

Further Research into Language Processes

1. Oral Language
2. Reading
3. Writing

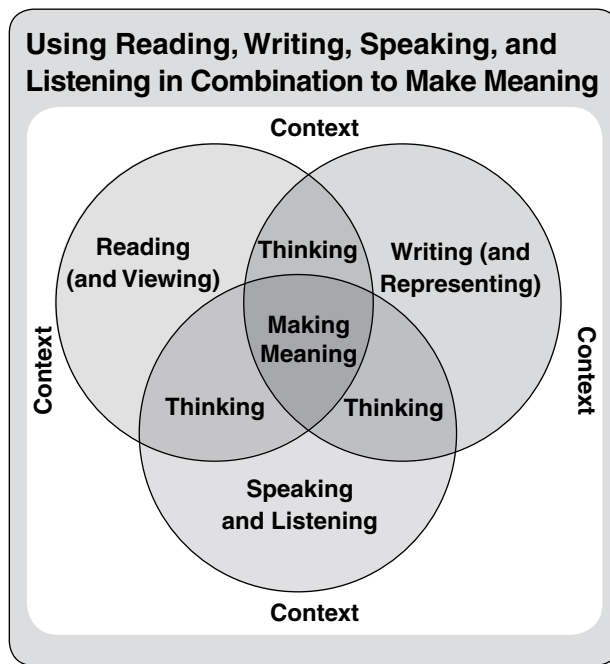
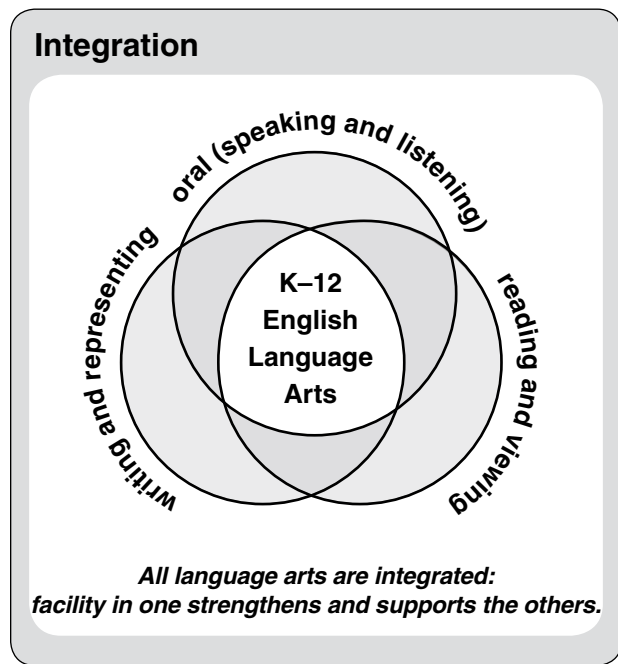
Beyond the Classroom

1. Literacy Learning Across the Curriculum
2. Professional Learning Communities

LITERACY LEARNING

1. The Link Between Literacy and Thinking

Catherine Snow (2005) defines literacy as “the capacity to construct and express meaning through reading, writing, and talking about texts” (p. 1). As students move into secondary school, there is a growing emphasis on reading to gain ideas and information from literature, poetry, factual, and multimedia texts to make connections, form hypotheses, analyse, synthesize, and make judgments (Allington, 2006). “A literacy of thoughtfulness is primarily a process of making meaning (not just receiving it) and negotiating it with others (not just thinking alone). It is fundamentally constructive” (Brown, as cited in BC Ministry of Education and Ministry Responsible for Multiculturalism and Human Rights, 1991, p. 29).



Adapted from Ontario Ministry of Education, *Literacy for Learning: The Report of the Expert Panel on Literacy in Grades 4 to 6 in Ontario*, p. 32, Figure 5. © Queen’s Printer for Ontario, 2004. Adapted and reproduced with permission.

The thinking processes of comprehending, interpreting, problem-solving, evaluating, responding, and composing each involve taking information and relating and combining it with other information in new and flexible ways. Our goal is to have students participate as “knowledgeable, reflective, creative and critical members of a variety of literacy communities” (NCTE/IRA, as cited in Smagorinsky, 1996, p. ix). In order to do this, students need to go beyond constructing meaning, which is pivotal in the earlier grades, to generating alternative interpretations based on contextual factors. Every new reading is also a writing: one’s understanding takes the form of a new text. The act of sharing that text “doesn’t simply reproduce an understanding that already exists” (Pirie, 1997, p. 67). Readers make interpretations and assumptions as they examine aspects of a text using their knowledge of other sources (e.g., print text, personal experiences, media, the world around them) to construct meaning.

Students develop as readers, writers, and thinkers through experiences with rich texts in different forms – poetry and prose; fiction and non-fiction; and print, oral, digital, and visual texts. They need opportunities to read, discuss, and respond to a wide range of texts, including texts of individual choice, across subject areas and for a variety of purposes. Over time, students learn to make increasingly insightful connections between their own and others’ experiences, to inquire systematically into important matters, and to analyse and evaluate information and arguments. They learn to consider a variety of perspectives, and to express their own thoughts, ideas, feelings, and values with growing clarity and confidence. With modelling, practice, and support, students’ thinking and understanding are deepened as they work with engaging content and participate in focussed conversations (Steineke, 2002).

This curriculum emphasizes the teaching of cognitive strategies that literate people use to make meaning as they speak, listen, read, view, write, and represent. These include specific strategies to use when interacting with and creating different kinds of text. To foster students’ strategy

development, teachers craft experiences where students use and adapt cognitive strategies as they interact with diverse texts and write about significant topics.

2. Metacognition in Literacy Learning

This curriculum also emphasizes the teaching of metacognitive strategies for self-monitoring, self-correcting, reflecting, and goal-setting to improve learning. Metacognition is “thinking about thinking,” which results in increased understanding of one’s own learning processes; it involves the awareness and understanding of how one thinks and learns. Metacognitive knowledge has a significant effect on student learning and achievement (Daniels & Bizar, 2005; Graham & Perin, 2007). Researchers have also shown that “metacognitive practices...increase the degree to which students transfer [their learning] to new settings and events” (Bransford, Brown & Cocking, 2000, p. 19). Students need to be metacognitive about themselves as learners, about the demands of tasks, and about the cognitive strategies that can be used to analyse and successfully complete those tasks. When students become aware of their own thinking processes, their ability to take responsibility for and control over their own learning increases.

By thinking about how they think and learn, students gain control over the strategies they use when engaged in literacy activities. Students use metacognitive skills to monitor their learning, assess their strengths and weaknesses, and set goals for improvement to become independent, lifelong learners (Pressley, 2002). When teachers systematically explain, model, and help students practise talking and writing about their thinking, students develop metacognitive strategies and skills.

In order for students to understand how to successfully approach tasks, they need to be able to determine and describe what literacy tasks entail. Published work, student exemplars, and existing criteria can be used as referents in discussions about task demands and requirements. It is even more beneficial for students to be involved in the development of criteria for tasks, including the kinds of strategies that might be used in a task and descriptions of how to tell whether strategies have

been used effectively (Gregory, Cameron, & Davies, 1997; Rust, Price, & O'Donovan, 2003). By analysing tasks and the strategies needed for success, students construct an understanding of what is needed to fully meet expectations. Through this construction of meaning they are able to take ownership of their learning and to adapt and modify their strategies and approaches as a context requires (Zimmerman & Schunk, 2001).

3. Multiple Literacies

While traditional linear print-based texts remain centrally important within educational systems, multiple forms of literacy are becoming increasingly relevant to all aspects of our global societies, including education (Hargreaves, 2003; Kamil, 2003). Western education systems are faced with the dilemma of *increasing* students' academic literacy achievement while *extending* current conceptions of literacy.

One major influence on this expanded definition of literacy is the rise of the internet and consumerist culture. Multi-modal forms of literacy include print texts, spoken texts, visual texts and what are commonly referred to as *new literacies*, which are often based in technology (Mackey, 2002; McClay, 2002; New London Group, 1996). Jim Burke (2001) writes, "In our world of multiple texts – web sites, hypertexts, textbooks, and newspapers – many of which incorporate words, images, sounds, visual explanations (e.g., graphs and tables), and even video clips, our students need to graduate able to read these increasingly complicated texts in different media so they can have the textual power needed to be successful in their adult lives" (pp. 15-16). Each form of text has its own codes and conventions, which students need to learn to read, negotiate, and craft.

A further consideration is that multi-media materials often have a variety of texts embedded within them, requiring students to consider multiple text structures and contexts simultaneously. Students "need to be able to make meaning from the array of multi-media, complex visual imagery, music and sound, and virtual worlds that confront us each day in addition to spoken and written

words" (Tasmanian Department of Education, 2005, p. 2). By acknowledging that differing perspectives are embedded within or implied by visual and print texts and electronic media, we can study how our personal identities and popular culture are linked (de Castell, 1996; Siegel, 2006).

4. Critical Literacy

Texts are vehicles for students to reflect on the human condition by connecting to the experiences of others. Historically, literature has been created and read to explore and compare our individual experiences with those of others. Reading and creating always occur within a particular context, and critical readers and producers of text attend to these contextual factors. Context includes the circumstances and conditions that surround an event: the author's background, the intended purpose and audience, the setting of the text, and the reader's background. By background, we refer to the social realities of the time period, the author's and reader's life and circumstances, and corresponding dominant and non-dominant perspectives.

Readers who consider context look for inferential meanings and intended purposes both implicit and explicit (Keene & Zimmerman, 1997). Different lenses can be applied to interpret and analyse the text, including gender, religion, race, sexual orientation, politics, and class. Depending on which lens is used to deconstruct a text, different aspects are highlighted and different conclusions can be drawn.

Researchers are increasingly sensitive to how literacy experiences are not only dynamic, but are also shaped by historical, social, and cultural factors (Gee, 1999; Lankshear, 1997; Leggo, 2004). Critical literacy promotes the view that texts are not neutral in intention or effect. In fact, they represent specific points of view and by doing so, other points of view are silenced (Luke, 2003). Critical literacy also asks students to analyse and challenge the ways in which language and power are used in contemporary society by emphasizing that texts allow for multiple interpretations and meanings (Simon, 1992).

Critical literacy practices encourage students to discover how texts position them as readers and viewers and also to become more self-consciously aware of how their own textual practices work in the world to represent, position, and potentially silence others (Appleman, 2000; Moje, Young, Readence, & Moore, 2000). A common feature of related instructional strategies is that they require students to take up a critical stance toward the way they use language and representations in their own lives, as well as toward the diverse ways in which language and representations are used in society at large (Luke & Elkins, 1998). Just as readers need to be aware of how authors use language to persuade and promote their views, students need to recognize their personal power and learn how to use language and other text features to communicate a perspective and/or influence others (Heffernan, 2004; McLaughlin & DeVoogd, 2004).

ORGANIZING FOR LEARNING

1. Formative Assessment, Student Self-assessment, and Summative Assessment

A central role of assessment in the classroom is to inform teachers' and students' actions. The key to improved student performance is an increased attention to strategic applications of formative assessment methods, often referred to as "assessment for learning" (Davies, 2000; Earl & Katz, 2006; Stiggins, 2002). By formative assessment, we mean "any assessment for which the first priority in its design and practice is to serve the purpose of promoting students' learning...[and is] used to adapt the teaching work to meet learning needs" (Black, Harrison, Lee, Marshall, & Wiliam, 2002, p. 10). Using formative assessment helps us to reconcile tensions between teaching diverse classes of students and using standards-based learning outcomes. While both formative and summative assessment are important, it is formative assessment practices that help students learn to analyse and critique their work and to set personalized goals in relation to shared criteria, thus advancing their learning and achievement (Belanger, Allingham, & Béchervaise, 2005; Marzano, Pickering, & Pollock, 2001).

The more students are actively and strategically involved in assessment practices, the more effective

the outcome. Teachers can assist students to analyse their literacy practices and set individualized goals for improvement in relation to criteria. Developing and setting criteria with students is often referred to as assessment *as* learning. Davies (2000) writes, "involving students in assessment causes assessment to become instruction" (p. 43). Constructing goals and collaboratively analysing formative and summative data with students stimulates the selection, use, and adaptation of teaching and learning strategies that lead to increased student performance (Marzano et al., 2001). In "assessment *as* learning" activities, the focus is on teaching students how to "plan, monitor, and evaluate their own actions and thought processes" (Kowalke, as cited in Daniels & Bizar, 2005). Through such activities students take increasing responsibility for tracking and evaluating their progress.

With this increased focus on assessment for and as learning, teachers can engage in fewer summative assessments. Summative assessments, or "assessments of learning," should focus on skills, strategies, and concepts that students have had multiple opportunities to develop and practise (Earl, 2003). The criteria used for summative assessments should be consistent with the criteria used in assessment for and as learning activities. When students are familiar with the criteria, they have a much clearer understanding of the grades they receive and of how they can improve their future performance.

2. Organizing Curriculum Conceptually

Effective curriculum design begins with identifying key concepts or understandings and then working backwards to develop instruction. There are different ways to build students' increasingly sophisticated understandings of concepts (Egan, 1997; Vygotsky, 1978; Wiggins & McTighe, 1999). A Vygotskian perspective of concept development suggests that teachers introduce an abstract or academic concept and then work with students to extend their emergent understandings. Building on this work, Egan (1997) suggests that teachers introduce concepts that challenge students and require them to develop and use related cognitive tools. In so doing students use these cognitive tools (i.e., language processes) to better understand the world.

In their approach, Wiggins and McTighe (1998) suggest that formative assessment results should be considered so that teachers can make informed planning decisions using both student strengths and needs, and relevant concepts. Teachers create sequences of “instructional activities that start with students’ current needs, interests and abilities and build from there to develop needed expertise” (Smith & Wilhelm, 2006, p. 56).

When we organize our curriculum conceptually around enduring understandings and/or inquiry questions, we create a context for learning about ideas, concepts, and interpretive literacy processes students need to become accomplished readers, writers, and thinkers. Units of study can be designed around themes or genres with overarching inquiry questions or “big ideas.” Teachers then help students to demonstrate learning outcomes identified in the curriculum while exploring genres, themes, social issues, or other topics of interest to students. Smith and Wilhelm (2006) suggest that “inquiry makes English about something, and in so doing, it transforms skills and strategies and terms we teach into important tools for understanding a big idea or expressing new knowledge and personal insights about that important issue” (p. 56). By planning in this way, teachers can design units that address Prescribed Learning Outcomes across the strands of oral language, reading/viewing, and writing/representing.

Over the course of a unit planned in this way, students can examine and create various texts, and teachers can work with students to explore the concepts related to a “big idea” and/or inquiry questions and the thinking processes needed to study, understand, and apply what they learn. Often a performance task is used as a summative assessment for a unit, where students show both their conceptual and procedural knowledge (Case, 2007; Davies, 2000; Lewin & Shoemaker, 1998).

3. Authentic and Challenging Learning Experiences

As we design units of study, we want to provide students with authentic learning experiences that tap into students’ interests and/or prior

knowledge. Smith and Wilhelm (2006) write, “an authentic task speaks to something that is of importance to humanity, something that we care about, something that is of great significance in our lives” (p. 58). Formative assessment information regarding students’ literacy processes helps teachers create challenging learning opportunities. Challenging tasks enable students to make connections with topics that may at first seem unfamiliar and beyond their own experience. Authentic tasks are as diverse as conducting research using primary sources, debating a controversial issue, solving real world problems, interpreting literature, or purposefully writing for an audience (Ivey & Fisher, 2006). If the end task is challenging and engaging, the experiences that lead up to that understanding have purpose. These tasks require students to make meaning and employ skills and strategies with increasingly complex ideas or texts. Working toward competency in strategies or processes may require students to generate their own response, stake a claim about an issue or problem, develop approaches to further their study, create and share knowledge artifacts, and/or implement solutions through social action.

4. Gradual Release of Responsibility

In effective literacy instruction, teachers choose their instructional activities to model and scaffold composition, comprehension, and metacognition that is just beyond students’ independent level. This is called the “zone of proximal development” (Vygotsky, 1978), and it is where learning can be most effectively supported and extended with instruction. That is, students engage in activities that are new and challenging, but not so difficult that they become frustrated. Teachers introduce students to approaches, skills, and strategies to help them navigate these activities and tasks (i.e., creating texts, reading texts). As students become more proficient in using their new strategies through guided practice and interaction with one another, the teacher gradually releases responsibility for the use of strategies to students in order to encourage independence (Duke & Pearson, 2002; Pearson & Gallagher, 1983). This process is called the “gradual release of responsibility,” or the gradual release of support. The ultimate goal is for students to make

the strategies their own, and to know how, when, and why to apply them when speaking, listening, reading, viewing, writing, representing, and thinking about their thinking (Miller, 2003).

Students need to be able to select, adapt, and apply strategies as tasks require. With this in mind, teachers select tasks and texts that require the deliberate and flexible use of strategies for speaking, listening, reading, viewing, writing, and representing (Cambourne, 2002; Duke & Pearson, 2002; Fisher & Frey, 2004). The steps of gradual release, according to Wilhelm (2004), are

- assess (identify students' needs)
- model (teacher does, students watch)
- scaffold (teacher does, students help)
- coach (students and teacher do together, sharing responsibility)
- peer coach (students do, teacher helps)
- explore (students do, teacher assesses and helps as needed)
- reflect (students consider and name what they have learned)

By explicitly addressing key literacy skills and strategies across tasks, teachers can help students understand that they are transferable and adaptable. Similarly, when teachers develop instructional sequences, they should strive to provide students with opportunities to personalize and adapt their approaches and methods.

5. Diversity of Learners and Differentiated Instruction

Today's classrooms are enriched by diverse groups of students. As teachers teach the curriculum, they aim to include all students, working toward common expectations with different amounts of support, different texts, different strategies, and a variety of class organizational patterns. The literacy needs of students in any classroom are likely to be complex and varied. Some students will be able to read challenging texts with insight, while others will need assistance to develop fluency and comprehension. Some students will be comfortable discussing ideas in small or large groups; at the same time, others will be learning the basic language of instruction and will need to develop confidence to express themselves orally and in writing.

Research literature shows that diverse learners benefit from classroom instruction where teachers use an apprenticeship approach to instruction (Allington, 2001; Greenleaf, Schoenbach, Cziko, & Mueller, 2001). To promote success for all learners, teachers must adapt their instruction to respond to the diverse literacy needs of their students, including those with special needs. Some approaches to curriculum and instruction are more naturally inclusive than others. When structures such as reader's/writer's workshop, literature circles, open-ended activities, inquiry, problem-based learning, cooperative learning, and using multiple intelligences are incorporated into classroom instruction, teachers can more effectively differentiate to meet students' needs. Tomlinson (2001) identifies three elements of curriculum that can be differentiated: content, process, and products. Similarly Rose et al. (2005) use the term "universal design for learning" to describe how using inclusive structures and differentiation provides all students more pathways to engaging with, receiving, processing, and communicating concepts and ideas. Differentiating instruction is one way to offer students multiple pathways to success.

Two critical elements in this kind of instruction are student voice (opportunities for students to participate in decisions about their learning) and choice (options from which students can select). Through these elements, students' individual growth is maximized by offering qualitatively different instruction or assessment feedback, based on their needs, interests, and skills. One aspect of addressing diversity and supporting voice and choice is appropriate text selection (Allington, 2001; Daniels, 2002). The curriculum requires students who meet expectations to be able to comprehend, respond to, and analyse texts. There is expected to be a range of age-appropriate texts available to students at each grade level. Text appropriateness will vary, depending on students' background knowledge of the content and of text style. Providing students with choices in writing and speaking topics, and in genres and styles is another way to differentiate instruction. When universally designing learning opportunities for students,

teachers can create a class profile that highlights the strengths and challenges and the types of accommodations that students may need.

By incorporating these accommodations into assignments and ongoing classroom structures, many students – not only those with the greatest need – find increased success (Brownlie, 2005; Hall, Strangman, & Meyer, 2003).

The research literature clearly shows that struggling learners benefit from membership in heterogeneous classroom communities where subject experts use an apprenticeship approach to strategy instruction. Lenz and Deshler (2004), Alvermann (2002), and Allington (2001) have reviewed many failed efforts of remedial instruction for struggling readers. However, “even the most responsive efforts to weave literacy across subject matter units of study might not be enough to address the literacy needs of some struggling readers” (Moore & Hinchman, 2003, p. 107). A growing body of research supports the notion of offering accelerated reading classes in addition to English Language Arts programs (Deshler, Schumaker, & Woodruff, 2004; Joyce & Showers, 1998, 2001; Tovani, 2000). The research of Deshler, Lenz, Bulgren, Schumaker, and Marquis (2004) illustrates that “adolescents who lack literacy skills can learn these skills if they have intensive, focused and sustained instruction that helps them catch up with their peers; that these adolescents also need to participate in the general education curriculum so they do not fall behind their peers in content knowledge; and that a shared responsibility for literacy instruction is needed. Deliberate steps must be taken to coordinate instruction across teachers and classes” (p. 34).

FURTHER RESEARCH INTO LANGUAGE PROCESSES

1. Oral Language

“The primary mechanism available for learners to develop their individual understandings and knowledge is social interaction” (Cambourne, 2002, p. 29). Indeed, evidence is compelling that speaking and listening are important for the successful achievement of academic and social competence. Current language research not only confirms the need to integrate listening and speaking, but also defines competence in new ways, with an emphasis

“on the interactive nature of communication and on contextual factors that influence communication” (Pinnell & Jaggar, 2003, p. 887). Pinnell & Jaggar offer seven areas where research has been particularly fruitful in drawing attention to the need for focussed instruction in oral language skills:

- conversational discourse (Bloome, 2005; Christie, 2005; Gee, 2005)
- sensitivity to audience (Grice, 1975; Probst, 2004)
- arguing, persuading, and influencing others (Crowhurst, 1994; Graham, 1994)
- making requests and asking for information (Halliday, 1978; McTear, 1984)
- informing (Dickson, 1981, 1987)
- imagining (Galda, 1984)
- developing narrative discourse (Applebee et al., 2003; Tannen, 1985; Dyson & Genishi, 1994)

Research shows that, over time, students generally become increasingly sophisticated at using spoken language and that this communicative and interactional competence is closely related to the development of literacy itself and to students’ responses to literature (Dickinson, 1987). If a student is doing poorly it may not be because she or he lacks the ability to make meaning. Rather, the student may lack experience using language appropriately in various social contexts. This experience can be gained by widening the kinds of opportunities for oral language use in the English Language Arts classroom and across the curriculum.

Students need many opportunities to engage in many different kinds of talk (McTear, 1985). Less teacher talk and more student talk can significantly increase competence in oral communication (Staab, 1991). Close, McClaren and Stickley (2002) report that “...structured talk deepens and integrates learning, and leads learners to make new connections....Structured partner talk is one of the best tools for maintaining engagement, building accountability and for sustaining learning” (p. 2). Students also need opportunities to practise different language functions in progressively more complex, planned situations so that they may increase their repertoire of strategies for using language differently in different situations (Allen,

Brown, & Yarvin, 1986; Rubin & Kantor, 1984). Students should come to see oral language as a tool for learning, as a way of constructing knowledge, and as a way of participating effectively in classroom conversations (Cazden, 1988; Probst, 2004; Steineke, 2002).

Teachers need to promote the classroom as a language-rich environment where students think aloud about their interpretations, hypotheses, and perspectives (Pirie, 1997). In this way the curriculum takes into account the existence of multiple perspectives in the classroom and hence makes provision for increasing students' engagement in different forms of discourse (Albright, 2000; Wilhelm, Baker, & Dube, 2001).

To assist students' oral language development, teachers could

- use a think-pair-share strategy and various small group configurations to encourage students to engage in sustained dialogue around a variety of tasks
- reinforce the need for and provide guided practice in the various roles and responsibilities that make up successful small group interactions
- create a variety of situations where students can use oral language to express ideas, information, and emotions (e.g., speeches, book talks, storytelling)
- teach listening strategies designed to focus attention on identifying the main purpose or theme in informational and literary texts
- create listening and speaking opportunities with the purpose of determining the diction appropriate for a particular purpose and audience
- create mini-lessons that address the importance of using vocal and nonverbal techniques, including visual aids, in both formal and informal communications
- model how making connections to prior knowledge, making predictions, and evaluating ideas are important listening skills
- provide opportunities for students to orally express initial responses to texts in small, large group, and whole class situations

To strategically develop students' oral language, teachers can structure their classrooms to give students time to think, problems that are worth thinking about, and other students with whom to think (Daniels & Bizar, 2005). Students need to be able to thoughtfully use language for a broad range of functions and to perceive the functions for which others use language. Oral language helps students build more sophisticated understandings, explore relationships among ideas, and explore questions in their reading and writing.

2. Reading

Reading is an interaction or transaction between the reader, the text, and context (Probst, 2004). Research recognizes that each reader has his or her own unique perspective and that this perspective will help to shape the meaning derived from a text (Rosenblatt, 1994). The text itself plays a role in the meaning-making process, offering avenues for possible interpretations and responses. In reading, comprehension is a process that involves interaction between readers as well as between an individual reader and the text itself.

Reading is understood to be a complex cognitive task. Strickland and Alvermann (2004) note that over the past twenty years, research related to adolescent readers has focussed on cognitive processes and teacher instructional practices. The strategies good readers use when reading print are the same cognitive strategies required to read any text (e.g., electronic, visual); however, they are used differently based on the purpose, content, and features of a text. As students encounter increasingly complex text (i.e., new genres, new vocabulary, dense prose, abstract concepts in poetry), they must employ their cognitive strategies with increasing skill. As such, reading is a problem-solving process and, depending on students' engagement, prior knowledge, and self-regulated use of strategies, students tailor their strategy use to comprehend, analyse, and/or critique texts.

When teachers plan and engage students in reading activities, they should consider multiple factors such as students' background knowledge, contextual factors related to a text, and activity-specific challenges. With these notions in mind,

researchers have identified the following key ideas related to reading instruction. Effective teachers

- focus on passion, purpose, partnership, and plans (Allen, 1995; Moore & Hinchman, 2003)
- think of adolescent learners as active constructors of meaning (Duke & Pearson, 2002; Pressley, 2002)
- increase the volume of reading students engage in to increase their fluency and develop their skills as thoughtful and strategic readers (Allington 2001; Shanahan, 2002; Samuels & Farstrup, 2006)
- model and acculturate students into literacy (Allington, 2001; Moore & Hinchman, 2003; Wilhelm, 2001)
- frame units with essential learning outcomes in mind, weaving literacy through units of instruction (Harvey, 1998; Smith & Wilhelm, 2006)
- gradually release responsibility for thoughtful literacy practices by requiring that students think about what they have just read and that they explain or describe their thinking (Gallagher & Pearson, 1983; Harvey & Goudvis, 2000; Wilhelm, Baker, & Dube, 2001)

Readers learn best when they have adequate background knowledge, approach reading as a constructive process, and transform and personalize what they have read (Duke & Pearson, 2002; Palinscar & Klenk, 1992; Pressley, 2000). Tovani (2000) characterizes this process as helping students understand that good readers interact with or have a conversation with the text. Many teaching strategies can help students as they learn to interact purposefully and successfully with text (e.g., Beers, 2003; Brownlie, Close, & Wingren, 1990; Buehl, 2001; Daniels & Zemelman, 2004; Harvey & Goudvis, 2000; Tovani, 2004).

Research indicates that effective readers purposefully use a variety of comprehension strategies before, during, and after reading to construct meaning from text. One possible way to group *cognitive strategies* by their purpose is as follows:

- *Connecting strategies* used before reading, such as accessing prior knowledge, asking questions about the text, and setting a goal for reading

- *Processing strategies* used during reading, such as making new connections and revising former understandings through interaction with the text
- *Transforming and personalizing strategies* used after reading, such as summarizing, synthesizing, evaluating, and applying new information so that it is retained for future use (Brownlie, Feniak, & Schnellert, 2006; Close, McClaren, & Sticklely, 2002)

Students need explicit instruction in their development and use of strategies. Moore and Hinchman (2003) report that even students who are successful in using cognitive strategies are often not aware of the strategies they use or are inefficient in their use of these strategies. Therefore, teachers should make invisible cognitive and metacognitive reading strategies explicit through guided instruction. Sustained teaching of reading comprehension strategies enables readers to engage more actively with text, to monitor their comprehension, and to try alternative strategies when understanding breaks down. As students learn and practise comprehension strategies and critical reading skills, they become more proficient at reading independently, and are able to read more and more complex texts (ACT, 2006). Some examples of *teaching strategies* teachers might select from are as follows:

- *Before reading:* activate students' prior knowledge, set a purpose for reading, pose an inquiry question, brainstorm related questions, use text features to make predictions, distribute and preview a graphic organizer to locate key information
- *During reading:* model thinking while reading, divide the text into sections and stop to paraphrase each section before going on, make and monitor predictions, question the author's intent or point of view, have students read text in pairs to practise a targetted reading comprehension skill, pause to discuss their ideas as they go
- *After reading:* have students collaboratively summarize what they have read, offer students a choice of ways to demonstrate their understanding, ask students to compare pre-reading and post-reading predictions

Many researchers suggest building in metacognitive opportunities to help students better understand the strategies they use. When students are given opportunities to analyse task demands and reflect on the success of the strategies they have used, they can more consciously adapt and personalize their methods (Pressley, 2002; Butler & Cartier, 2004).

It is only in the last few years that a body of research has focussed on the complex intersections between adolescent learners, texts, and their contexts. This research describes the importance of multiple literacies and societal trends on literacy development and the ways that those from non-dominant groups need to have opportunities to learn dominant (i.e., Western) literacy practices while still having opportunities to develop and maintain their indigenous and/or culturally-specific literacies (Alvermann, 2001; Gee, 2001). This research reinforces an ongoing adaptation of teaching practices that help students to learn the invisible processes of reading (cognitive and social), use their out-of-school literacies, and provide students choices in how to demonstrate their response to and understanding of text. In particular, diverse social influences on readers and texts become a significant focus when engaging in interpretative, analytical, and evaluative processes (Appleman, 2000; Vinz, 2000). With this in mind, teachers might

- develop text sets by topic, issue, or genre including different forms of texts (i.e., fiction and non-fiction, multicultural, electronic and visual, graphic novels) so that students have an opportunity to choose and compare texts of varying formats, content, and reading levels
- design opportunities for students to use texts which create links to reading outside of school
- apprentice students to identify and analyse bias in a text
- engage students in examinations of the historical, cultural, and political influences on self, texts, and the meaning making process
- support students in considering multiple perspectives related to a text
- help students to identify and consider non-represented perspectives in contexts and texts

Struggling adolescent readers

The extensive research regarding struggling adolescent readers is clear in its message: every student can become a better reader. “Adolescents who struggle as readers are not in a class by themselves. They benefit as much as adolescents who excel with reading by being in meaningful, print-rich situations” (Moore & Hinchman, 2003, p. 13). Teachers who build a classroom community of learners where each student is apprenticed into thoughtful literacy practice can address the needs of these learners by focussing on what good readers do and by explicitly modelling reading strategies in context.

Lastly, accelerated or “second shot” approaches for struggling readers can complement classroom instruction by reinforcing the strategies and approaches used in English Language Arts and other content-area classrooms. Accelerated experiences should offer students the same opportunities for access to explicit and guided instruction, but differ in that students should be consistently reading text at their reading level as they build fluency, self-monitoring strategies, and self-confidence (Allington, 2001; Shanahan, 2004). Moore and Hinchman (2003) clarify that teachers of specialized interventions should

- establish positive relationships with students
- negotiate a shared agenda with students
- plan instruction that begins with existing literacies in mind
- provide models of proficient performance
- foster engaged, extended reading and writing
- offer adolescents choices in the manner of investigation, groups to work with, texts to read, perspectives to explore, written pieces to produce or projects to complete
- consider having students keep a reading/writing journal to record the reading and writing they do each day
- use visually oriented, shorter texts, and smaller chunks of texts, linked to popular culture and the world “outside” the classroom

Across contexts, backgrounds and experiences, research regarding the teaching of adolescent readers has several distinct themes: students

need the opportunity to be mentored into literacy practices that nurture the use of cognitive and metacognitive practices; students' meaning-making is both a personal and a social process; and response and analysis experiences will look different from classroom to classroom based on the readers' experiences and perspectives.

3. Writing

Contemporary approaches to writing instruction have been influenced by the findings of several different, though complementary and interconnected, programs of research:

- the *process* approach considers not only the stages through which a given piece of writing may move (drafting, revising, editing, publishing) but also is aware of its *recursive* nature (the process is dynamic and not the same for all writers)
- the *genre* approach is based on introducing students to the structural features of various kinds of writing (narration, exposition, persuasion, etc.) and entails guided practice to increase students' ability to select among and to produce a specific genre depending on purpose and audience
- the *metacognitive* approach seeks to expand students' ability to stand back and reflect critically on his or her ideas, understandings, strengths and weaknesses as a writer and to set appropriate goals for improvement

The process approach, popularized by Atwell (1998), is currently a common way of teaching students to write. Attention to the metacognitive and genre approaches as well as the process approach can create a well-rounded and in-depth writing program. Graves's (1983) research influenced writing pedagogy by suggesting that writing can be divided into a number of distinct stages, from initial brainstorming through drafting, revising and editing, to publishing. This process is not necessarily linear; writing is a recursive process that is different for every writer. For Graves, teachers play a crucial role in each of these stages by scaffolding students' writing and by engaging in writing conferences where they can check on student progress.

By coming to see students as developing authors writing for real purposes and real audiences, the classroom becomes a writer's workshop. Using the workshop approach, teachers encourage students to adopt the kind of behaviours appropriate for each stage in the writing process rather than developing specific skills in isolation from authentic writing tasks (Bullock, 1998). When teachers organize their classrooms around process writing, they give students a greater sense of ownership and control of their writing, invite them into an apprenticeship in the craft of writing, and help them to use writing as a way to learn.

Britton et al.'s (1975) genre model suggests that writing falls into three categories:

- *expressive writing* used to explore ideas, feelings, and intentions and relate these to other knowledge
- *transactional writing* used to communicate information
- *poetic writing* used to create literary artifacts like stories and poems

These categories are often interrelated. Within expressive, transactional, and poetic writing, the use of techniques and structures helps an author communicate effectively.

Another important finding from research into the cognitive processes underlying students' writing development is that students' ability to become more metacognitively aware of their own processes as writers substantially increases both the fluency and control of their writing (Flower & Hayes, 1981). Bereiter and Scardamalia (1987) outline two different but complementary approaches which develop metacognitive awareness: knowledge telling and knowledge transforming. Knowledge-telling strategies enable students to "tell what they know" about a topic, an approach, or the specifics of a particular genre; knowledge-transforming strategies go beyond telling and allow for the development of new ideas as students re-think previous knowledge and their attitudes towards it and experiment with different ways of presenting the new ideas (Graham & Perin, 2007). Langer's (1986) research found that students could use these metacognitive strategies across different writing tasks.

Carnegie Corporation of New York commissioned a report called “Writing Next: Effective strategies to improve writing of adolescents in middle and high schools” (2007). The report summarizes the results of a large-scale meta-analysis of research into the effects of specific types of writing instruction on adolescents’ writing proficiency. The following excerpt describes the 11 key elements of effective adolescent writing instruction.

The 11 Key Elements of Effective Adolescent Writing Instruction

1. Writing Strategies

Teaching adolescents strategies for planning, revising, and editing their compositions has shown a dramatic effect on the quality of students’ writing. Strategy instruction involves explicitly and systematically teaching steps necessary for planning, revising, and/or editing text (Graham, 2006). The ultimate goal is to teach students to use these strategies independently.

2. Summarization

Writing instruction often involves explicitly and systematically teaching students how to summarize texts. The summarization approaches studied ranged from explicitly teaching summarization strategies to enhancing summarization by progressively “fading” models of a good summary. ... Overall, teaching adolescents to summarize text had a consistent, strong, positive effect on their ability to write good summaries.

3. Collaborative Writing

Collaborative writing involves developing instructional arrangements whereby adolescents work together to plan, draft, revise, and edit their compositions. It shows a strong impact on improving the quality of students’ writing.

4. Word Processing

The use of word-processing equipment can be particularly helpful for low-achieving writers. In this type of instruction, students might work collaboratively on writing assignments using personal laptop computers, or they might learn to word-process a composition under teacher guidance.

5. Specific Product Goals

Setting product goals involves assigning students specific, reachable goals for the writing they are to complete. It includes identifying the purpose of the assignment (e.g., to persuade) as well as characteristics of the final product.

6. Sentence Combining

Teaching adolescents how to write increasingly complex sentences in this way enhances the quality of their writing. Studies establishing the effectiveness of sentence combining primarily compared it with more traditional grammar instruction.

A Note About Grammar Instruction

Grammar instruction in the studies reviewed in this report involved the explicit and systematic teaching of the parts of speech and structure of sentence; i.e. a traditional teaching of grammar as an independent activity. The meta-analysis found a negative effect for this type of traditional grammar instruction for students across the full range of ability, indicating that traditional grammar instruction is unlikely to improve the quality of students’ writing. However, other instructional methods, such as sentence combining, provide an effective alternative to traditional grammar instruction, as this approach improves students’ writing quality while at the same time enhancing syntactic skills.

7. Pre-writing

Pre-writing engages students in activities designed to help them generate or organize ideas for their composition. Engaging adolescents in such activities before they write a first draft improves the quality of their writing. Pre-writing activities include gathering possible information for a paper through reading or developing a visual representation of their ideas before sitting down to write.

8. Inquiry Activities

Involving adolescents in writing activities designed to sharpen their inquiry skills improves the quality of their writing. Effective inquiry activities in writing are characterized by a clearly specified goal (e.g., describe the actions of people), analysis of concrete and immediate data (observe one or more peers during specific activities), use of specific strategies to conduct the analysis (retrospectively ask the person being observed the reason for a particular action), and applying what was learned (assign the writing of a story incorporating insights from the inquiry process).

9. Process Writing Approach

The process writing approach involves a number of interwoven activities, including creating extended opportunities for writing; emphasizing writing for real audiences; encouraging cycles of planning, translating, and reviewing; stressing personal responsibility and ownership of writing projects; facilitating high levels of student interactions; developing supportive writing environments; encouraging self-reflection and evaluation; and offering personalized individual assistance, brief instructional lessons to meet students’ individual needs, and, in some instances, more extended and systematic instruction.

10. Study of Models

The study of models provides adolescents with good models for each type of writing that is the focus of instruction. Students are encouraged to analyze these examples and to emulate the critical elements, patterns, and forms embodied in the models in their own writing.

11. Writing for Content Area Learning

Writing has been shown to be an effective tool for enhancing students’ learning of content material.

Excerpted from Graham, S., & Perin, D. (2007). *Writing next: Effective strategies to improve writing of adolescents in middle and high school – A report to Carnegie Corporation of New York*. Washington, DC: Alliance for Excellent Education. For more information on adolescent literacy, see www.carnegie.org/literacy.

Writing Next notes that “flexibility is now perhaps the most prized goal of writing instruction because the fully proficient writer can adapt to different contexts, formats, and purposes for writing” (Graham & Perin, 2007, p. 30). Many teachers still concentrate on the five-paragraph essay, but “[e]xcellent instruction in writing not only emphasizes correctness of forms and conventions, but also instills in writers the command of a wide variety of forms, genres, styles, and tones, and the ability to adapt to different contexts and purposes” (Graham & Perin, 2007, p. 30).

In assisting to develop their students’ writing abilities, teachers can

- organize their classrooms as a writer’s workshop, while remaining aware that writing is recursive and the writing process is not the same for all students all the time
- create opportunities for teacher-student and peer conferences around specific moments in the writing process (drafting, composing, revising, etc.), looking at these as opportunities for students to tell their knowledge and to transform their knowledge
- include moments for critical reflection on both the process and structural aspects of writing and also on its content
- provide models of various genres of writing, discuss their features and provide guidance and support for students’ experiments in these genres
- use strategies that will build students’ awareness of writing as a social practice rather than as a collection of de-contextualized skills (e.g., develop a range of real audiences and real purposes linked to the world outside the classroom)
- plan and organize their teaching based on teacher-constructed, teacher- and student-constructed and/or external criteria, which may include certain writing traits such as ideas, organization, voice, word choice, sentence fluency and conventions, or other criteria
- model and encourage the use of metacognitive strategies as a way of setting insightful goals around building on strengths and on identifying areas for improvement

- create and use highly specific mini-lessons in context around the conventions of organizing and presenting their writing (e.g., punctuation, transitions, conclusions, layout)

Teaching grammar outside of the students’ writing experiences, such as using grammar worksheets, does not result in a transfer of skills or learning to the next writing experience. Grammar skills should be taught in the context of the writing experience, using students’ and teachers’ own writing.

Assessment of students’ writing can also assist in the development of their writing skills. While creating criteria with students for specific writing tasks is more beneficial than using ready-made rubrics (Gregory, Cameron, & Davies, 1997), the BC Performance Standards for Writing offer helpful criteria for personal and impromptu writing, writing poems and stories, and writing to communicate ideas and information. Within each type of writing, different aspects can be examined in greater depth and detail, depending on students’ needs and the focus of the lesson or task.

To support students’ development in each type of writing, teachers may use one of the Performance Standards scales to develop criteria for quality writing with students. They may show students how to use these criteria in the process of drafting, editing, and proofreading, perhaps by modelling with their own writing or an anonymous writing sample. Teachers may also use the Performance Standards as an assessment tool when they evaluate students’ writing. By creating a profile showing a student’s level of development in each aspect of writing, the teacher can provide meaningful feedback to students and plan for focussed instruction where needed. Students learn to write in safe environments where teachers model writing, co-establish criteria for writing, sit alongside students to encourage and give feedback as they write, celebrate successes, and help students set goals for future writing development.

BEYOND THE CLASSROOM

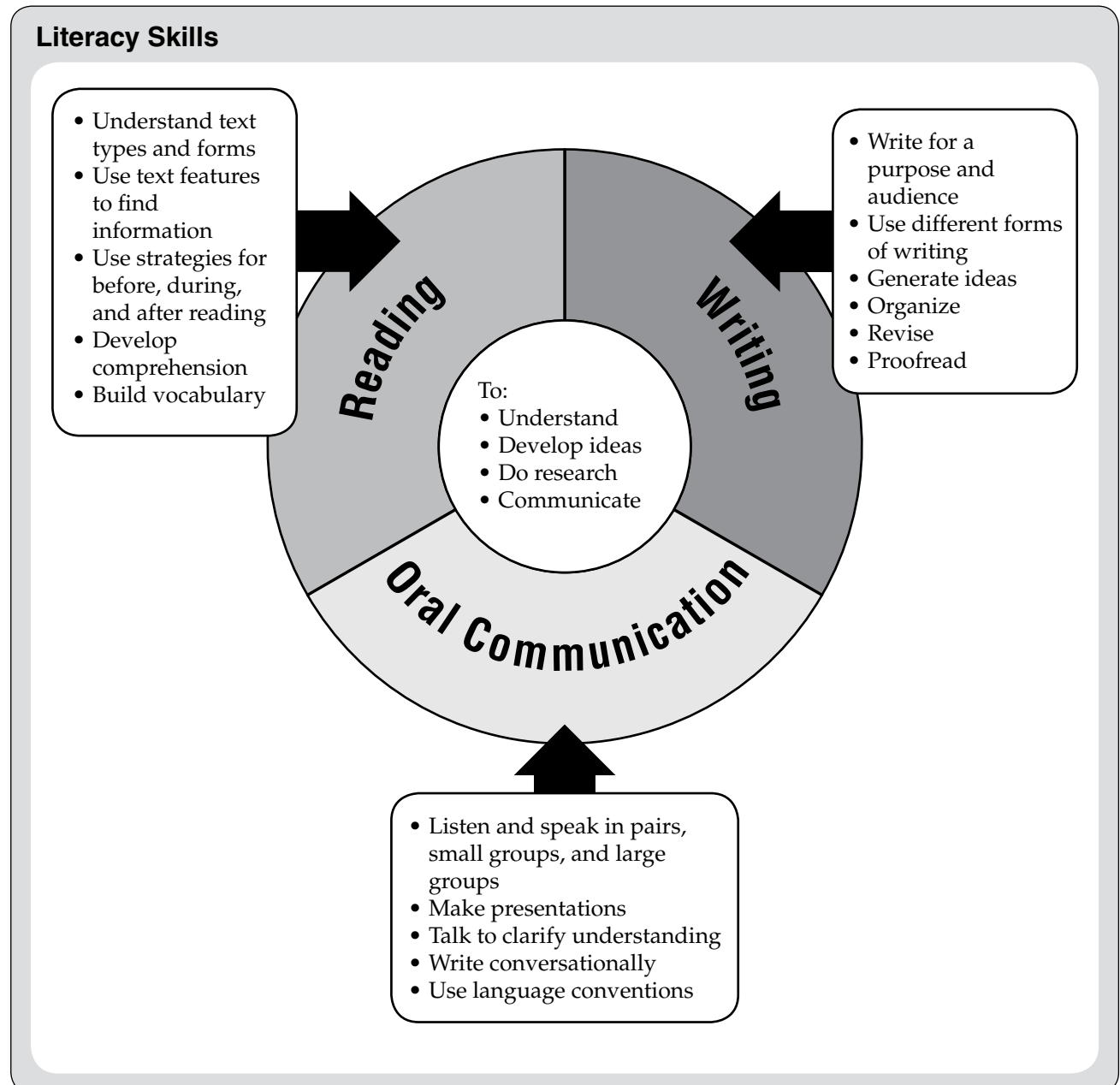
1. Literacy Learning Across the Curriculum

Student learning is enhanced when teachers at all grades, teaching all subjects, see themselves as

teachers of literacy. Learning in all curricular areas requires students to use and interpret language, analyse and evaluate information, and connect what they are learning to what they already know. More time for literacy learning does not mean less time for learning other subjects; in fact, literacy learning provides a way into the increasingly complex ideas and texts that students encounter in all subjects as they advance through the grades. By integrating literacy learning into all disciplines,

teachers prepare their students to better read, view, write, and represent subject-specific material; help them become strategic thinkers and problem solvers; and provide them with opportunities to apply skills and strategies in many different meaningful contexts.

When teachers provide planned and cohesive literacy instruction across the curriculum, perhaps by choosing a common set of strategies to use across a grade, the strategies students learn become



Ontario Ministry of Education. (2003). *Think Literacy Success, Grades 7-12: The Report of the Expert Panel on Students at Risk in Ontario*. p. 24. © Queen's Printer for Ontario, 2003. Reproduced with permission.

transportable and transparent (Lenz & Deshler, 2004). Ivey and Fisher (2006) suggest that “students need lots of rich, literacy-based learning *experiences* across the school day, and sometimes those experiences require specific instruction in reading, but *all have the ultimate goal of learning and thinking*” (p. xv). When subject-area teachers introduce, model, and coach students in the use of strategies, students can understand and integrate them in the context of the discipline in which they are taught. The more skilled students become at selecting, adapting, and applying strategies, the more efficiently they can learn and interact with content (Duke & Pearson, 2002; Pressley, 2002).

“Learning consists of gradually discovering the meaning of a discipline – that is, coming to understand the questions the discipline asks

about the world, the methods it uses, and the main theories it constructs” (Develay, 1996, p. 106). One approach that provides students with opportunities to apply a wide range of reading, writing, listening, speaking, and thinking strategies in all curriculum subjects is an inquiry approach (Daniels & Bizar, 2005; Wilhelm, 2007). The foundation of inquiry is the asking of thoughtful questions. Teachers help students pose questions and design tasks for seeking answers to their questions. This builds literacy skills in action and simultaneously deepens the students’ thinking processes and ability to find solutions. By designing learning tasks that have a degree of open-endedness, uncertainty, and challenge, teachers encourage students to make deep, personal meaning, and to arrive at a variety of solutions with increasing independence.

Learning Processes and the Learning Environment

- Understanding learning styles, and the at-risk learner
- Gathering and interpreting assessment data
- Providing differentiated instruction
- Engaging the reluctant learner
- Involving families and communities to support student learning
- Creating a safe, orderly, supportive learning environment that invites risk-taking
- Using innovative school and classroom structures (such as modified timetables)
- Choosing literacy resources that interest students, link to the curriculum, and improve learning
- Using technology to develop literacy skills

Oral Language

- Developing oral communication skills for the subject area, including:
 - presentation skills
 - active listening
- Using speaking and listening skills to support reading, writing, advanced reasoning, and positive interaction with others
- Exploring subject-specific vocabulary and language

Writing

- Writing in different forms for the subject area (e.g., lab reports, persuasive essays, procedures, narratives, recounts)
- Using the writing process in the subject area
- Improving writing through strategies for before, during, and after writing
- Using templates and graphic organizers to help with complex writing tasks
- Using writing to support advanced reasoning in the subject
- Exploring subject-specific vocabulary and language

Reading

- Understanding features of text in subject-specific materials
- Reading aloud, shared reading, and guided reading
- Improving reading with strategies for before, during, and after reading
- Using graphic organizers and advanced reasoning skills to understand subject content and develop critical thinking
- Understanding subject-specific vocabulary and language

Ontario Ministry of Education. (2003). *Think Literacy Success, Grades 7-12: The Report of the Expert Panel on Students at Risk in Ontario*, p. 52. © Queen’s Printer for Ontario, 2003. Reproduced with permission.

Students must see speaking, listening, reading, viewing, writing, and representing as purposeful and reciprocal processes and must see themselves as successful literacy learners across all subject areas. Students develop these skills, strategies, and dispositions toward literacy learning from working with knowledgeable teachers, parents, and peers.

2. Professional learning communities support a comprehensive and co-ordinated curriculum

Cohesive learning experiences for students see all teachers across subject and grade levels co-ordinating their instruction to reinforce important strategies and concepts. All teachers, at all grades, teaching all subjects, are teachers of literacy. Teachers do not just teach content knowledge but also ways of reading and writing specific to that subject area.

Professional learning communities can support school goals and the development of individualized practices that use generalizable research and context-specific student data. When there are shared goals related to student learning, teachers can work together in subject-area and cross-curricular groups to develop instructional approaches that address the content and literacy needs of students. “Leadership is important because it provides a sense of stability and continuity” (Shanahan, 2004, p. 46). Research on effective schools documents the integral role of distributed leadership working to achieve shared goals. Researchers have documented that schools with cross-curricular literacy teams have achieved significant, meaningful gains for teachers and students (Dufour & Eaker, 1998; Fisher & Frey, 2004; Marzano, 2001; Shanahan, 2004). “Teacher teams that meet regularly allow teachers to plan for consistency in instruction across subject areas, which is an important step toward a comprehensive and coordinated literacy program” (Biancarosa & Snow, 2004, p. 21).

In secondary grades where students are taught by a variety of teachers, co-ordinated literacy instruction across content areas is essential to strengthen and support learning. Furthermore, communication between teachers results in a holistic view of

students’ learning. When teachers have the opportunity to work together to reflect on and about their practice, to co-plan, and to discuss student work in terms of standards, enhanced student learning follows. Taylor and Richardson (2001) note that effective professional learning communities:

- reflect and dialogue on practice
- implement new teaching strategies
- use relevant data to inform deliberations
- sustain focus on a topic of study
- maintain participant control over group procedures and content, ensuring that all viewpoints are valued, and
- create time for teachers to study together

SUMMARY

Effective teachers make instructional decisions based on their knowledge of literacy learning (connected to sound research), the Prescribed Learning Outcomes, and individual students’ strengths and needs. High standards, rich, meaningful, and engaging content, varied instructional strategies, and assessment that supports learning work together to scaffold successful language arts instruction.

REFERENCES

The following references are a compilation of all material cited in this final version of the curriculum document or used in its development.

- ACT. (2006). *Reading between the lines: What the ACT reveals about college readiness in reading*. Iowa City, IA: Authors.
- Albright, J. (2000). Oracy, critical theory and secondary English education: travelling towards a reconceptualized discipline. In B. Barrell & R. Hammett (Eds.), *Advocating change: Contemporary issues in subject English* (pp. 215-226). Toronto: Irwin Publishing.
- Allen, J. (1995). *Yellow brick roads: Shared and guided paths to independent reading*. Menlo Park, CA: Addison-Wesley Publishing.
- Allen, R. R., Brown, K. L., & Yatvin, J. (1986). *Learning language through communication*. Belmont, CA: Wadsworth.

- Allington, R. (2002). Research on reading/learning disability interventions. In A.E. Farstrup, & S. Samuels (Eds.), *What research has to say about reading instruction*. Newark, DE: International Reading Association.
- Allington, R. (2001). *What really matters for struggling readers: Designing research-based programs*. New York: Longman Publishers.
- Allington, R. (2006). *What really matters for struggling readers: Designing research-based programs* (2nd ed.). Boston, MA: Allyn & Bacon/Pearson Education.
- Alvermann, D. E. (2001). *Effective literacy instruction for adolescents*. Executive Summary and Paper Commissioned by the National Reading Conference. Chicago, IL: National Reading Conference.
- Alvermann, D. E. (2002). Effective literacy instruction for adolescents. *Journal of Literacy Research*, 34(2), 189-208.
- Alvermann, D. E., Hinchman, K. A., Moore, D. W., Phelps, S. F., & Waff, D. R. (Eds.). (1998). *Reconceptualizing the literacies in adolescents' lives*. Mahwah, NJ: Lawrence Erlbaum Associates.
- Applebee, A. N. (1981). *Writing in the secondary school: English and the content areas*. Urbana, IL: National Council of Teachers of English.
- Applebee, A. N. (2000). Alternative models of writing development. In R. Idrisano & J. R. Squire (Eds.), *Perspectives on writing: Research, theory, and practice* (pp. 90-110). Newark, DE: International Reading Association.
- Applebee, A., Langer, J., Nystrand, M., & Gamoran, A. (2003). Discussion-based approaches to developing understanding: Classroom instruction and student performance in middle and high school English. *American Educational Research Journal* 40(3), 685-730.
- Appleman, D. (2000). *Critical encounters in high school English: Teaching literary theory to adolescents*. New York: Teachers College Press.
- Atwell, N. (1998). *In the middle: New understandings about writing, reading, and learning*. Portsmouth, NH: Heinemann.
- Backlund, P. (1988). Oral activities in the English classroom. In S. Hynds & D. Rubin (Eds.), *Perspectives on Talk and Learning*. Urbana, IL: National Council of Teachers of English.
- Barnes, D. (1992). *From communication to curriculum* (2nd ed.). Portsmouth, NH: Boynton/Cook Publishers.
- BC Ministry of Education and Ministry Responsible for Multiculturalism and Human Rights. (1991). *Thinking in the classroom resources for teachers. Volume 1: The context for thoughtful learning*. Victoria: Author.
- BC Ministry of Education (2002). *British Columbia performance standards for reading and writing*. Victoria, BC: Ministry of Education, Student Assessment and Program Evaluation Branch.
- Beers, K. (2003). *When kids can't read – what teachers can do: A guide for teachers 6-12*. Portsmouth, NH: Heinemann.
- Belanger, J., Allingham, P. V., and Béchervaise, N. (2005). “When will we ever learn?”: The case for formative assessment supporting writing development.” *English in Australia*, 141, 41-48.
- Bereiter, C., & Scardamalia, M. (1987). *The psychology of written composition*. Mahwah, NJ: Erlbaum.
- Biancarosa, G., & Snow, C. E. (2004). *Reading next – a vision for action and research in middle and high school literacy: A report to Carnegie Corporation of New York*. Washington, DC: Alliance for Excellent Education.
- Black, P., Harrison, C., Lee, C., Marshall, B., & Wiliam, D. (2002). *Working inside the black box*. London: Dept of Education and Professional Studies, King's College London.
- Bloome, D. (2005). *Discourse analysis and the study of classroom language and literacy events*. Mahwah, NJ: Erlbaum.
- Booth, D. (1994). *Classroom voices*. Toronto: Harcourt.
- Bransford, J., Brown, A., & Cocking, R. (Eds.). (2000). *How people learn: Brain, mind, experience, and school*. Washington, D.C.: National Academies Press.
- Braunger, J., & Lewis, J. (2006). In J. Braunger, & J. Lewis (Eds.), *Building a knowledge base in reading*. Newark, DE: International Reading Association.
- Britton, J. N., Burgess, T., Martin, N., McLeod, A., & Rosen, H. (1975). *The development of writing abilities 11-18*. London: Macmillan.
- Brownlie, F. (2005). *Grand conversations, thoughtful responses: A unique approach to literature circles*. Winnipeg: Portage and Main Press.

- Brownlie, F., Close, S., & Wingren, L. (1990). *Tomorrow's classroom today: Strategies for creating active readers, thinkers, and writers*. Portsmouth, NH: Heinemann.
- Brownlie, F., Feniak, C., & Schnellert, L. (2006). *Student diversity – classroom strategies to meet the learning needs of all students* (2nd ed.). Markham, ON: Pembroke.
- Buehl, D. (2001). *Classroom strategies for interactive learning* (2nd ed.). Newark, DE: International Reading Association.
- Bullock, J. (1998). *Why workshop? Changing course in 7-12 English*. Portland, ME: Stenhouse.
- Burke, J. (2001). *Illuminating texts: How to teach students to read the world*. Portsmouth, NH: Heinemann.
- Bullock, A. (1975). *A language for life*. London: Department of Education and Science.
- Butler, D. L. (1998). The strategic content learning approach to promoting self-regulated learning. In B. J. Zimmerman & D. Schunk (Eds.), *Developing self-regulated learning: From teaching to self-reflective practice* (pp. 160-183). New York: Guilford Publications.
- Butler, D. L. & Cartier, S. C. (2004). Promoting effective task interpretation as an important work habit: A key to successful teaching and learning. *Teachers College Record*, 106(9), 1729-1758.
- Cambourne, B. (2002). Holistic, integrated approaches to reading and language arts. In A. Farstrup and J. Samuels (Eds.), *What research has to say about reading instruction* (pp. 205-242). Newark, DE: International Reading Association.
- Case, R. (2007). Teaching and assessing the “tools” for thinking. In J. Sobocan (Ed.), *Critical thinking: Teaching, testing and accountability*. London, ON: Althouse Press.
- Cazden, C. (1988). *Classroom discourse: The language of teaching and learning*. Portsmouth, NH: Heinemann.
- Christie, F. (2005). *Classroom discourse analysis: A functional perspective*. New York: Continuum.
- Close, S., McClaren, M., & Stickley, C. (2002). *Preliminary findings from year three of the learning for success research study*. Paper presented at the Learning for Success Conference, New Westminster, BC.
- Crowhurst, M. (1994). *Language and learning across the curriculum*. Scarborough: Allyn and Bacon.
- Daniels, H. (2002). *Literature circles: Voice and choice in book clubs & reading groups* (2nd ed). Portland, MA : Stenhouse Publishers.
- Daniels, H. & Bizar, M. (2005) *Teaching the best practice way: Methods that matter, K-12*. Portland, Maine: Stenhouse Publishers.
- Daniels, H., & Zemelman, S. (2004). *Subjects matter: Teacher's guide to content area reading*. Portsmouth, NH: Heinemann.
- Davies, A. (2000). *Making classroom assessment work*. Courtenay, BC: Connections Publishers.
- de Castell, S. (1996). On finding one's place in the text: Literacy as a technology of self-formation. In W. F. Pinar (Ed.), *Contemporary curriculum discourses: Twenty years of JCT* (pp. 398-411). New York: Peter Lang.
- Deshler, D. D., Lenz, B. K., Bulgren, J., Schumaker, J., & Marquis, J. (2004). Adolescents with disabilities in high school settings: Student characteristics and setting dynamics. *Learning Disabilities Contemporary Journal*, 1(2), 30-48.
- Deshler, D., Schumaker, J., & Woodruff, S. (2004). Improving literacy skills of at-risk adolescents. In Strickland & Alvermann (Eds.), *Bridging the literacy achievement gap grades 4-12*. New York: Teachers College Press.
- Develay, M. (1996). *Donner du sens à l'école*. Paris: ESF éditeur.
- Dickson, W. P. (Ed.) (1981). *Children's oral communication skills*. New York: Academic Press.
- Dickinson, D. K. (1987). Oral language, literacy skills, and response to literature. In J. R. Squire (Ed.), *The dynamics of literacy learning: Research in reading and English* (pp. 147-183). Urbana, IL: ERIC Clearinghouse.
- Dillon, J. T. (1984). Research on questioning and discussion. *Educational Leadership*, 42. 50-56.
- Dudley-Marling, C., & Searle, D. (1991). *When students have time to talk: Creating contexts for learning language*. Portsmouth, NH: Heinemann.
- DuFour, R., & Eaker, R. (1998). *Professional learning communities at work: Best practices for enhancing student achievement*. Bloomington, IN: National Educational Service.

- Duke, N., & Pearson, P. D. (2002). Effective practices for developing reading comprehension. In A. Farstrup and J. Samuels (Eds.), *What research has to say about reading instruction* (pp. 205-242). Newark, DE: International Reading Association.
- Dyson, A. H., & Genishi, C. (Eds.). (1994). *The need for story: Cultural diversity in classroom and community*. Urbana, IL: NCTE.
- Earl, L. M. (1999). Assessment and accountability in education: Improvement or surveillance. *Education Canada*, 39(3), 4-6, 47.
- Earl, L. M. (2003). *Assessment as learning: Using classroom assessment to maximize student learning*. Thousand Oaks, CA: Corwin Press.
- Earl, L. M., & Katz, S. (2006). *Leading schools in a data-rich world: Harnessing data for school improvement*. Thousand Oaks, CA: Corwin Press.
- Edwards, A. D. (1979). *Language in culture and class*. London: Heinemann.
- Edwards, A. D., & Mercer, N. (1987). *Common knowledge: The development of understanding in the classroom*. London: Methuen.
- Edwards, A. D., & Westgate, D. P. G. (1987). *Investigating classroom talk*. London: Falmer Press.
- Egan, K. (1997). *The Educated Mind: How cognitive tools shape our understanding*. Chicago: University of Chicago Press.
- Fielding, L., & Pearson, D. (1994) Reading comprehension: What works. *Educational Leadership*, 51(5).
- Fisher, D., & Frey, N. (2004). *Improving adolescent literacy*. Upper Saddle River, NJ: Pearson Merrill Prentice Hall.
- Flower, L. S., & Hayes, J. R. (1981). A cognitive process theory of writing. *College Composition and Communication* (32), 365-87.
- Flower, L. S. (1994). *The construction of negotiated meaning: A social cognitive theory of writing*. Carbondale, IL: Southern Illinois University Press.
- Freebody, P., & Luke, A. (1990). Literacies programs: Debates and demands in cultural context. *Prospect: Australian Journal of TESOL* 5(7), 7-16.
- Galda, L. (1984). Narrative competence: Play, storytelling, and story comprehension. In A.D. Pellegrini & T. Yawkey (Eds.), *The development of oral and written language in social contexts* (pp. 105-117). Norwood, NJ: Ablex.
- Gee, J. P. (2005). *An introduction to discourse analysis: Theory and method*. New York: Routledge.
- Gee, J. P. (1999). *Discourse analysis*. New York: Routledge.
- Gee, J. (2001). Identity as an analytic lens for research in education. *Review of Research in Education*, 25, 99-125.
- Graham, R. J. (1994). Friendlier persuasion: A dialogical model for promoting student argumentative writing. In S. Baardman., S. Straw., & L. Atkinson (Eds.), *Social reflections on writing: To reach and realize* (pp. 94-105). Winnipeg, MB: Literacy Publications.
- Graham, S. (2006). Strategy instruction and the teaching of writing: A meta-analysis. In C. MacArthur, S. Graham, & J. Fitzgerald (Eds.), *Handbook of writing research* (pp. 187-207). New York: Guilford.
- Graham, S., & Perin, D. (2007). *Writing next: Effective strategies to improve writing of adolescents in middle and high school – A report to Carnegie Corporation of New York*. Washington, DC: Alliance for Excellent Education.
- Graves, D. (1983). *Writing: Teachers and children at work*. Portsmouth, NH: Heinemann.
- Greenleaf, C., Schoenbach, R., Cziko, C., & Mueller, F. (2001). Apprenticing adolescent readers to academic literacy. *Harvard Educational Review* 71(1), 79-129.
- Greenwald, E.A., Persky, H. R., Campbell, J. R., & Mazzeo, J. (1999). *NAEP 1998 report card*. Washington, DC: US Department of Education.
- Gregory, K., Cameron, C., & Davies, A. (1997) *Setting and using criteria*. Courtenay, BC: Connections Publishing.
- Gregory, K., Cameron, C., & Davies, A. (2000). *Self-assessment and goal setting: For use in middle and secondary school classrooms*. Courtenay, BC: Connections Publishing.
- Grice, H. P. (1975). Logic and conversation. In P. Cole & J. Morgan (Eds.), *Syntax and semantics, Vol 3: Speech acts* (pp. 41-58). New York: Academic Press.
- Guthrie, J. T., & Wigfield, A. (2000). Engagement and motivation in reading. In M. L. Kamil, P. B. Mosenthal, P. D. Pearson, & R. Barr (Eds.), *Handbook of reading research* (Vol. 3, pp. 403-422). Mahwah, NJ: Erlbaum.

- Hall, T., Strangman, N., & Meyer, A. (2003). *Differentiated instruction and implications for UDL implementation*. Wakefield, MA: National Center on Accessing the General Curriculum.
- Halliday, M. (1978). *Language as social semiotic: The social interpretation of language and meaning*. Baltimore, MD: University Park Press.
- Halliday, M. A. K., & Martin, J. R. (1993). *Writing science: Literacy and discursive power*. Pittsburgh, PA: University of Pittsburgh Press.
- Hargreaves, A. (2003) *Teaching in the knowledge society: Education in the age of insecurity*. New York: Teachers College Press.
- Harris, K. R., & Graham, S. (1999). Programmatic intervention research: Illustrations from the evolution of self-regulated strategy development. *Learning Disabilities Quarterly*, 22, 251-262.
- Harvey, S. (1998). *Nonfiction matters*. York, ME: Stenhouse.
- Harvey, S., & Goudvis, A. (2000). *Strategies that work: Teaching comprehension to enhance understanding*. York, ME: Stenhouse.
- Heffernan, Lee. (2004) *Critical literacy and writer's workshop: Bringing purpose and passion to student writing*. Newark, DE: IRA.
- Hillocks, G. (1986). *Research on written composition*. Urbana, IL: National Conference on Research in English.
- Hymes, D. (1974). *Foundations in sociolinguistics: An ethnographic approach*. Philadelphia: University of Pennsylvania Press.
- Hynds, S. (1990). Talking life and literature. In S. Hynds & D. Rubin (Eds.), *Perspectives on talk and learning*. Urbana, IL: National Council of Teachers of English.
- International Reading Association. (1999). *Summary of adolescent literacy, a position statement for the Commission on Adolescent Literacy of the International Reading Association*. Newark, DE: International Reading Association.
- Irwin, J. (2001) Assisting struggling readers in building vocabulary and background knowledge. *Voices from the Middle*, 8(4), 37-43.
- Ivey, G., & Fisher, D. (2006). *Creating literacy-rich schools for adolescents*. Alexandria, VA: ASCD
- Jones, P. (1988). *Lipservice: The story of talk in schools*. Philadelphia: Open University Press.
- Joyce, B., Showers, B., Seanlon, M., & Schnaubelt, C. (1998). A second chance to learn to read. *Educational Leadership*, 55, 27-30.
- Joyce, B., Hrycauk, M., and Calhoun, E. (2001). A second chance for struggling readers. *Educational Leadership*, 58(6), 42-46.
- Kamil, M. L. (2003). *Adolescents and literacy: Reading for the 21 century*. Washington, DC: Alliance for Excellent Education.
- Kamil, M. L., Intrator, S. M., & Kim, H. S. (2000). The effects of other technologies on literacy and literacy learning. In M. L. Kamil, P. B. Mosenthal, P. D. Pearson, & R. Barr (Eds.), *Handbook of reading research* (Vol. 3, pp. 771-788). Mahwah, NJ: Erlbaum.
- Keene, E., & Zimmermann, S. (1997). *Mosaic of thought: Teaching comprehension in a reader's workshop*. Portsmouth, NH: Heinemann.
- Kress, G., & Van Leeuwen, T. (1995). *Reading images*. New York: Routledge.
- Kretovics, J. (1985). Critical literacy: Challenging the assumptions of mainstream educational theory. *Journal of Education*, 167(2), 50-62.
- Langer, J. A. (1986). *Children reading and writing: Structures and strategies*. Norwood, NJ: Ablex.
- Langer, J. A. (1991). Literacy and schooling: A socio-cognitive perspective. In E. H. Hiebert (Ed.), *Literacy for a diverse society: Perspectives, practices and policies* (pp. 9-27). New York: Teachers College Press.
- Lankshear, C. (1997). *Changing literacies*. Milton Keynes: Open University Press.
- Lankshear, C., & McLaren, P. (1993). *Critical literacy*. New York: SUNY Press.
- Leggo, C. (2004). Listening to the silence: Honouring the complexity of the narratives we live. *Brock Education*, 14(1), 97-111.
- Leggo, C. (2006). End of the line: A poet's postmodern musings on writing. *English Teaching: Practice and Critique*, 5(2), 69-92.
- Lenz, B.K., Deshler, D. & Kissam, R. (2004). *Teaching content to all: Evidence-based inclusive practices in middle and secondary schools*. Boston: Pearson.
- Lenz, B.K., Ehren, B.J., Deshler, D.D. (2005). The content literacy continuum: A school reform framework for improving adolescent literacy for all students. *Teaching Exceptional Children*, 37(6), 60-63.

- Lewin, L., & Shoemaker, B.J. (1998). *Great performances: Creating classroom-based assessment that works*. Alexandria, VA: Association for Supervision and Curriculum Development.
- Lloyd-Jones, R., & Lunsford, A. A. (Eds.). (1989). *The coalition conference: Democracy through language*. Urbana, IL: NCTE.
- Luke, A., & Elkins, J. (1998). Reinventing literacy in “new times.” *Journal of Adolescent & Adult Literacy*, 42, 4-7.
- Luke, C. (2003). Pedagogy, connectivity, multimodality, interdisciplinarity. *Reading Research Quarterly*, 38, 397-403.
- Mackey, M. (2002). An asset model of new literacies: A conceptual and strategic approach to change. In R. F. Hammett & B. Barrell (Eds.), *Digital expressions: Media literacy and English Language Arts* (pp. 199-215). Calgary, AB: Detselig Enterprises.
- Mallett, M., & Newsome, B. (1977). *Talking, writing and learning 8-13*. London: Methuen.
- Marland, M. (1977). *Language across the curriculum*. London: Heinemann.
- Marzano, R. J. (2000). *Transforming classroom grading*. Alexandria, VA: Association for Supervision and Curriculum Development.
- Marzano, R., Pickering, D., & Pollock, J. (2001). *Classroom assessment that works: Research-based strategies for increasing student achievement*. Alexandria, VA: Association for Supervision and Curriculum Development.
- Maybin, J. (1994). Teaching writing: Process or genre? In S. Brindley (Ed.), *Teaching English* (pp. 186-194). London: Open University Press.
- McClay, J. (2002). Hidden ‘treasure’: New genres, new media, and the teaching of writing. *English in Education*, 36(1), 43-52.
- McCusker, H. (2007). *Oral language supporting early literacy*. OLSEL Pilot Program.
- McLaughlin, M., & DeVoogd, G. (2004). Critical literacy as comprehension: Expanding reader response. *Journal of Adolescent & Adult Literacy*, 48, 52-62.
- McTear, M. G. (1985). *Children’s conversations*. Oxford: Blackwell.
- Menyuk, P. (1988). *Language development: Knowledge and use*. Glenview, IL: Scott Foresman.
- Miller, C. R. (1984). Genre a social action. *Quarterly Journal of Speech*, 70, 151-167.
- Miller, S. (2003). How literature discussion shapes thinking: ZPDs for teaching/learning habits of the heart and mind. In A. Kozulin, B. Gindis, V.S. Ageyev, & S.M. Miller (Eds.), *Vygotsky’s Educational Theory in Cultural Context*. Cambridge, UK: Cambridge UP.
- Moffett, J. (1968). *Teaching the universe of discourse*. Boston: Houghton Mifflin.
- Moje, E. B., Young, J. P., Readence, J. E., & Moore, D. W. (2000). Reinventing adolescent literacy for new times: Perennial and millennial issues. *Journal of Adolescent & Adult Literacy*, 43, 400-410.
- Moore, D. W., Alvermann, D. E., & Hinchman, K. A. (2000). *Struggling adolescent readers: A collection of teaching strategies*. Newark, DE: International Reading Association.
- Moore, D.W., & Hinchman, K.A. (2002). *Starting out: A guide to teaching adolescents who struggle with reading and writing*. New York: Addison Wesley.
- Moore, D. W., Bean, T. W., Birdyshaw, D., & Rycik, J. A. (1999). *Adolescent literacy: A position statement*. Newark, DE: International Reading Association.
- Morgan, W. (1997). *Critical literacy in the classroom*. London: Routledge.
- National Reading Panel (2000). *Report of the National Reading Panel*. Washington, DC: National Institute of Child Health and Human Development.
- New London Group. (1996). A pedagogy of multiliteracies: Designing social futures. *Harvard Educational Review*, 66, 60-92.
- O’Brien, D. G. (2001). “At-risk” adolescents: Redefining competence through the multiliteracies of intermediality, visual arts, and representation. *Reading Online*, 4(11).
- Ontario Ministry of Education. (2004). *Literacy for learning: The report of the expert panel on literacy in grades 4-6 in Ontario*. Toronto: Author. www.edu.gov.on.ca.
- Ontario Ministry of Education. (2003). *Think literacy success: Grades 7-12. The report of the expert panel on students at risk in Ontario*. Toronto: Author. www.edu.gov.on.ca/eng/document/reports/literacyreport.pdf.
- Palinscar, A., & Klenk, L. (1992). Fostering literacy learning in supportive contexts. *Journal of Learning Disabilities*, 25, 211-225.

- Pearson, P. D., & Gallagher, M. C. (1983). The instruction of reading comprehension. *Contemporary Educational Psychology, 8*(3), 317-344.
- Pinnell, G. S., & Jagger, A. (2003). Oral language: Speaking and listening in the classroom. In J. Flood, D. Lapp, J. Squire, & J. Jensen (Eds.), *Handbook of research on teaching the English language arts* (2nd ed., pp. 881-913). Mahwah, NJ: Erlbaum.
- Pirie, B. (1997) *Reshaping high school English*, Urbana, IL: NCTE.
- Platt, N. G. (1984). How one classroom gives access to meaning. *Theory into Practice, 23*, 239-245.
- Pressley, M. (2000). What should comprehension instruction be the instruction of? In M.L. Kamil, P.B. Mosenthal, P.D. Pearson, & R. Barr (Eds.), *Handbook of reading research: Volume III* (pp. 545-561). Mahwah, NJ: Erlbaum.
- Pressley, M. (2002). Metacognition and self-regulated comprehension. In A. Farstrup and J. Samuels (Eds.), *What research has to say about reading instruction* (pp. 291-309). Newark, DE: International Reading Association.
- Probst, R. (2004). *Response and analysis: Teaching literature in secondary school* (2nd ed.). Portsmouth, NH: Heinemann.
- Rasinski, T., Padak, N., Weible Church, B., Fawcett, G., Hendershot, J., Henry, J., Moss, B., Peck, J., Pryor, E., & Roskos, K. (Eds.). (2000). *Teaching and exploring multiple literacies*. Newark, DE: International Reading Association.
- Rogers, T., Winters, K., Bryan, G., Price, J., McCormick, F., House, L., Mezzarobba, D., & Sinclair, C. (2006). Developing the IRIS: Toward situated and valid assessment measures in collaborative professional development and school reform in literacy. *The Reading Teacher, 59* (6), 554-553.
- Rose, D., Meyer, A., and Hitchcock, C. (Eds.) (2005). *The universally designed classroom: Accessible curriculum and digital technologies*. Cambridge, MA: Harvard Education Press.
- Rosenblatt, L. (1994). *The reader, the text, the poem: The transactional theory of the literary work*. Carbondale: Southern Illinois University Press.
- Routman, R. (2005). *Writing essentials: Raising expectations and results while simplifying teaching*. Portsmouth, NH: Heinemann.
- Rubin, D. L. (1985). Instruction in speaking and listening: Battles and options. *Educational Leadership, 42*, 31-36.
- Rubin, D. L., & Kantor, K. (1984). Talking and writing: Building communication competence. In C. Thaiss & C. Suhor (Eds.), *Speaking and writing K-12* (pp. 29-73). Urbana, IL: NCTE.
- Rust, C., Price, M., & O'Donovan, B. (2003). Improving students' learning by developing their understanding of assessment criteria and processes. In *Assessment and Evaluation in Higher Education, 28*(2), 147-164. Routledge.
- Samuels, S. J., and Farstrup, A.E. (Eds.). (2006). *What research has to say about fluency instruction*. Newark, DE: International Reading Association.
- Schoenbach, R., Greenleaf, C., Cziko, C., & Hurwitz, L. (1999). *Reading for understanding*. San Francisco: Jossey-Bass.
- Shanahan, T. (2004). Improving reading achievement in secondary schools: Structures and reforms. In D. S. Strickland & D. E. Alvermann (Eds.), *Bridging the literacy achievement gap: Grades 4-12* (pp. 43-55). New York: Teachers College Press.
- Shor, I. (1992). *Empowering education: Critical teaching for social change*. Chicago: University of Chicago Press.
- Shor, I. (1996). *When students have power: Negotiating authority in a critical pedagogy*. Chicago: University of Chicago Press.
- Siegel, M. (2006) Rereading the sign: Multimodal transformations in the field of literacy education. In *Language Arts, 84*, 65-75.
- Simon, R. (1992). *Teaching against the grain*. New York: Bergin & Garvey.
- Smagorinsky, P. (1996). *Standards in practice grades 9-12*. Urbana, IL: NCTE.
- Smith, M., & Wilhelm, J. (2006). *Going with the flow: How to engage boys (and girls) in their literacy learning*. Portsmouth, NH: Heinemann.
- Snow, C.E. (July/August, 2005) From literacy to learning. Harvard Business Letter. Retrieved Dec. 26, 2006, from www.edletter.org/current/snow.shtml.

- Snow, C., & Biancarosa, G. (2003). *Adolescent literacy and the achievement gap: What do we know and where do we go from here?* New York: Carnegie Corporation of New York.
- Staab, C. F. (1991). Teachers' practices with regard to oral language. *The Alberta Journal of Educational Research*, 37(1), 31-48.
- Steineke, N. (2002). *Reading and writing together: Collaborative literacy instruction in action*. New York: Heinemann.
- Stevens, R. (2006). Integrated middle school literacy instruction. *Middle School Journal*, 38(1). Westerville, OH: National Middle School Association.
- Stiggins, R. J. (2002). Assessment crisis: The absence of assessment FOR Learning. *Phi Delta Kappan*. Retrieved April 13, 2006, from www.pdkintl.org/kappan/k0206sti.htm.
- Strickland, D. S., & Alvermann, D. E. (2004). Learning and teaching literacy in grades 4–12: Issues and challenges. In D. S. Strickland & D. E. Alvermann (Eds.), *Bridging the literacy achievement gap: Grades 4–12* (pp. 1-12). New York: Teachers College Press.
- Tannen, D. (1985). Relative focus on involvement in oral and written discourse. In D. R. Olson, N. Torrance, & A. Hildyard (Eds.), *Literacy, language and learning: The nature and consequences of reading and writing* (pp. 124-147). New York: Cambridge University Press.
- Tasmanian Department of Education. (2005). *Critical literacy*. Retrieved 14 April, 2006, from www.education.tas.gov.au/english/critlit/htm.
- Taylor, B. M., & Richardson, V. (2001). *How do we improve schoolwide practices related to reading?* Ann Arbor, MI: CIERA.
- Tierney, R. J., & Shanahan, T. (1991). Research on the reading-writing relationship: Interactions, transactions, and outcomes. In R. Barr, M. L. Kamil, P.B. Mosenthal, & P. D. Pearson (Eds.), *Handbook of reading research* (Vol. 2, pp. 246-280). New York: Longman.
- Tomlinson, C. (2001). *How to differentiate instruction in mixed-ability classrooms* (2nd ed.). Alexandria, VA: Association for Supervision and Curriculum Development.
- Tovani, C. (2000). *I read it, but I don't get it: Comprehension strategies for adolescent readers*. Portland, ME: Stenhouse.
- Tovani, C. (2004). *Do I really have to teach reading?: Content, comprehension, grades 6-12*. Portland, ME: Stenhouse.
- Vacca, R. T., & Vacca, J. L. (2001). *Content area reading: Literacy and learning across the curriculum* (7th ed.). Boston: Allyn & Bacon.
- Vinz, R. (2000). *Becoming other(wise): Enhancing critical reading perspectives*. Portland, MA: Calendar Island Publishers.
- Vygotsky, L. S. (1978). *Mind in society: The development of higher psychological processes*. (M. Cole, V. John-Steiner, S. Scribner, & E. Souberman, Eds. and Trans.) Cambridge: Harvard University Press. (Original work published 1934.)
- Wade, S. E., & Moje, E. B. (2000). The role of text in classroom learning. In M. L. Kamil, P. B. Mosenthal, P. D. Pearson, & R. Barr (Eds.), *Handbook of reading research* (Vol. 3, pp. 609-627). Mahwah, NJ: Erlbaum.
- Wiggins, G., & McTighe, J. (1998). *Understanding by design*. Alexandria, VA: ASCD.
- Wilhelm, J. (2001). *Improving comprehension with think aloud strategies: Modeling what good readers do*. New York: Scholastic.
- Wilhelm, J. (2004). *Reading IS seeing: Learning to visualize scenes, characters, ideas, and text worlds to improve comprehension and reflective reading*. New York: Scholastic.
- Wilhelm, J. (2007). *Engaging readers and writers with inquiry: Promoting deep understanding in Language Arts and content areas with guiding questions*. New York: Scholastic.
- Wilhelm, J., Baker, T., & Dube, J. (2001). *Strategic reading: Guiding students to lifelong literacy 6–12*. Portsmouth, NH: Heinemann.
- Wlodkowski, R., & Ginsberg, M. (1995). A framework for culturally responsive teaching. *Educational Leadership*, 53(1), 17-21.
- Zimmerman, B. J., & Schunk, D. H. (2001). Reflections on theories of self-regulated learning and academic achievement. In B. J. Zimmerman & D. H. Schunk (Eds.), *Self-regulated learning and academic achievement: Theoretical perspectives* (2nd ed.) (pp. 289-307). Mahwah, N.J.: Erlbaum.



PRESCRIBED LEARNING OUTCOMES

English Language Arts Grade 8

Prescribed Learning Outcomes are content standards for the provincial education system; they are the prescribed curriculum. Clearly stated and expressed in measurable and observable terms, Prescribed Learning Outcomes set out the required knowledge, skills, and attitudes – what students are expected to know and be able to do – by the end of the specified course.

UNDERSTANDING THE PREScribed LEARNING OUTCOMES

Schools have the responsibility to ensure that all Prescribed Learning Outcomes in this curriculum are met; however, schools have flexibility in determining how delivery of the curriculum can best take place.

It is expected that student achievement will vary in relation to the Prescribed Learning Outcomes. Evaluation, reporting, and student placement with respect to these outcomes are dependent on the professional judgment and experience of teachers, guided by provincial policy.

Prescribed Learning Outcomes for English Language Arts 8 to 12 are presented by curriculum organizer and suborganizer, and are coded alphanumerically for ease of reference; however, this arrangement is not intended to imply a required instructional sequence.

This document contains the Prescribed Learning Outcomes for Grade 8. Also included for reference are the Prescribed Learning Outcomes for Grade 9.

Wording of the Prescribed Learning Outcomes

All Prescribed Learning Outcomes complete the stem, “It is expected that students will....”

When used in a Prescribed Learning Outcome, the word “including” indicates that any ensuing item must be addressed. Lists of items introduced by the word “including” represent a set of minimum requirements associated with the general requirement set out by the outcome. The lists are not necessarily exhaustive, however, and teachers may choose to address additional items that also fall under the general requirement set out by the outcome.

Conversely, the abbreviation “e.g.” (for example) in a Prescribed Learning Outcome indicates that the ensuing items are provided for illustrative purposes or clarification, and are not required. Presented in parentheses, the list of items introduced by “e.g.” is neither exhaustive nor prescriptive, nor is it put forward in any special order of importance or priority. Teachers are free to substitute items of their own choosing that they feel best address the intent of the Prescribed Learning Outcome.

DOMAINS OF LEARNING

Prescribed Learning Outcomes in BC curricula identify required learning in relation to one or more of the three domains of learning: cognitive, psychomotor, and affective. The following definitions of the three domains are based on Bloom’s taxonomy.

The **cognitive domain** deals with the recall or recognition of knowledge and the development of intellectual abilities. The cognitive domain can be further specified as including three cognitive levels: knowledge, understanding and application, and higher mental processes. These levels are determined by the verb used in the Prescribed Learning Outcome, and illustrate how student learning develops over time.

- *Knowledge* includes those behaviours that emphasize the recognition or recall of ideas, material, or phenomena.
- *Understanding and application* represents a comprehension of the literal message contained in a communication, and the ability to apply an appropriate theory, principle, idea, or method to a new situation.
- *Higher mental processes* include analysis, synthesis, and evaluation. The higher mental processes level subsumes both the knowledge and the understanding and application levels.

The **affective domain** concerns attitudes, beliefs, and the spectrum of values and value systems.

The **psychomotor domain** includes those aspects of learning associated with movement and skill demonstration, and integrates the cognitive and affective consequences with physical performances.



PRESCRIBED LEARNING OUTCOMES

By Grade

GRADE 8

Prescribed Learning Outcomes: English Language Arts

It is expected that students will:

ORAL LANGUAGE (SPEAKING AND LISTENING)

Purposes (Oral Language)

- A1 interact and collaborate in pairs and groups to
 - support the learning of self and others
 - explore experiences, ideas, and information
 - understand the perspectives of others
 - comprehend and respond to a variety of **texts**
 - create a variety of **texts**
- A2 express ideas and information in a variety of situations and **forms** to
 - explore and respond
 - recall and describe
 - narrate and explain
 - persuade and support
 - engage and entertain
- A3 listen to comprehend, interpret, and **evaluate** ideas and information from a variety of **texts**, considering
 - purpose
 - messages
 - **tone**
 - **structure**
 - effects and impact
 - bias

GRADE 8, CONTINUED

Prescribed Learning Outcomes: English Language Arts

Strategies (Oral Language)

- A4 select and use a range of **strategies** to interact and collaborate with others in pairs and groups, including
- selecting methods for working together effectively
 - listening actively
 - contributing ideas and recognizing the ideas of others
 - demonstrating awareness of diverse **points of view**
 - reaching consensus or agreeing to differ
- A5 select and use a range of **strategies** to prepare oral communications, including
- interpreting a task and setting a purpose
 - considering audience
 - generating ideas
 - making connections among relevant knowledge and experiences
 - planning and rehearsing presentations
- A6 select and use a range of **strategies** to express ideas and information in oral communications, including
- vocal techniques
 - **style and tone**
 - **nonverbal techniques**
 - visual aids
 - organizational and memory aids
 - monitoring methods
- A7 use listening **strategies** to understand, recall, and **analyse** a variety of **texts**, including
- connecting to prior knowledge
 - making reasonable predictions
 - identifying main points
 - generating thoughtful questions
 - clarifying and confirming meaning

Thinking (Oral Language)

- A8 speak and listen to make personal responses to **texts**, by
- making connections with prior knowledge and experiences
 - describing reactions and emotions
 - generating thoughtful questions
 - developing opinions with reasons
- A9 speak and listen to interpret and **analyse** ideas and information from **texts**, by
- examining and comparing ideas and elements within and among **texts**
 - identifying perspectives
 - identifying bias and contradictions
- A10 speak and listen to **synthesize** and extend thinking, by
- personalizing ideas and information
 - explaining relationships among ideas and information
 - applying new ideas and information
 - **transforming** existing ideas and information
- A11 use **metacognitive strategies** to reflect on and assess their speaking and listening, by
- referring to criteria
 - setting goals for improvement
 - creating a plan for achieving goals
 - **evaluating** progress and setting new goals

GRADE 8, CONTINUED

Prescribed Learning Outcomes: English Language Arts

Features (Oral Language)

- A12 recognize and apply the structures and **features** of **oral language** to convey and derive meaning, including
- **context**
 - **text structures**
 - **syntax**
 - **diction**
 - usage **conventions**
 - **rhetorical devices**
 - vocal techniques
 - **nonverbal techniques**

READING AND VIEWING

Purposes (Reading and Viewing)

- B1 read, both collaboratively and independently, to comprehend a variety of literary **texts**, including
- literature reflecting a variety of times, places, and perspectives
 - literature reflecting a variety of prose **forms**
 - poetry in a variety of narrative and lyric **forms**
 - significant works of Canadian literature (e.g., the study of plays, short stories, poetry, or novels)
 - traditional **forms** from Aboriginal and other cultures
 - student-generated material
- B2 read, both collaboratively and independently, to comprehend a variety of **information** and persuasive **texts** with some complexity of ideas and **form**, such as
- articles and reports
 - biographies and autobiographies
 - textbooks, magazines, and newspapers
 - print and electronic reference material
 - advertising and promotional material
 - opinion-based material
 - student-generated material
- B3 view, both collaboratively and independently, to comprehend a variety of visual **texts**, such as
- broadcast media
 - web sites
 - **graphic novels**
 - film and video
 - photographs
 - art
 - visual components of print media
 - student-generated material
- B4 independently select and read, for sustained periods of time, **texts** for enjoyment and to increase **fluency**

GRADE 8, CONTINUED

Prescribed Learning Outcomes: English Language Arts

Strategies (Reading and Viewing)

- B5 before reading and viewing, select and use a range of **strategies** to anticipate content and construct meaning, including
- interpreting a task
 - setting a purpose
 - accessing prior knowledge
 - making logical predictions
 - generating guiding questions
- B6 during reading and viewing, select and use a range of **strategies** to construct, monitor, and confirm meaning, including
- predicting, questioning, visualizing, and making connections
 - making inferences and drawing conclusions
 - differentiating main ideas and supporting details
 - summarizing
 - using **text features**
 - determining the meaning of unknown words and phrases
 - self-monitoring and self-correcting
- B7 after reading and viewing, select and use a range of **strategies** to extend and confirm meaning, including
- responding to **text**
 - asking questions
 - reviewing **text** and purpose for reading
 - making inferences and drawing conclusions
 - summarizing, **synthesizing**, and applying ideas

Thinking (Reading and Viewing)

- B8 explain and support personal responses to **texts**, by
- making connections with prior knowledge and experiences
 - describing reactions and emotions
 - generating thoughtful questions
 - developing opinions using evidence
- B9 interpret and **analyse** ideas and information from **texts**, by
- making and supporting judgments
 - examining and comparing ideas and elements within and among **texts**
 - identifying **points of view**
 - identifying bias and contradictions
- B10 **synthesize** and extend thinking about **texts**, by
- personalizing ideas and information
 - explaining relationships among ideas and information
 - applying new ideas and information
 - **transforming** existing ideas and information
- B11 use **metacognitive strategies** to reflect on and assess their reading and viewing, by
- referring to criteria
 - setting goals for improvement
 - creating a plan for achieving goals
 - **evaluating** progress and setting new goals

GRADE 8, CONTINUED

Prescribed Learning Outcomes: English Language Arts

Features (Reading and Viewing)

- B12 recognize and explain how **structures** and **features** of text shape readers' and viewers' construction of meaning, including
- **form** and **genre**
 - functions of **text**
 - **literary elements**
 - **literary devices**
 - use of language
 - non-fiction elements
 - **visual/artistic devices**
- B13 demonstrate increasing word skills and vocabulary knowledge, by
- **analysing** the origins and roots of words
 - determining meanings and uses of words based on **context**
 - using vocabulary appropriate to audience and purpose

WRITING AND REPRESENTING

Purposes (Writing and Representing)

- C1 write meaningful **personal texts** that explore ideas and information to
- experiment
 - express self
 - make connections
 - reflect and respond
 - remember and recall
- C2 write purposeful **information texts** that express ideas and information to
- explore and respond
 - record and describe
 - **analyse** and explain
 - persuade
 - engage
- C3 write effective **imaginative texts** to explore ideas and information to
- make connections and develop insights
 - explore literary **forms** and techniques
 - experiment with language and **style**
 - engage and entertain
- C4 create thoughtful **representations** that communicate ideas and information to
- explore and respond
 - record and describe
 - explain and persuade
 - engage

GRADE 8, CONTINUED

Prescribed Learning Outcomes: English Language Arts

Strategies (Writing and Representing)

- C5 select and use a range of **strategies** to generate, develop, and organize ideas for writing and **representing**, including
- making connections
 - setting a purpose and considering audience
 - gathering and summarizing ideas from personal interest, knowledge, and inquiry
 - **analysing** writing samples or models
 - setting class-generated criteria
- C6 select and use a range of drafting and composing **strategies** while writing and **representing**, including
- using a variety of sources to collect ideas and information
 - generating **text**
 - organizing ideas and information
 - **analysing** writing samples or models
 - creating and consulting criteria
- C7 select and use a range of **strategies** to **revise, edit,** and **publish** writing and **representing**, including
- checking work against established criteria
 - enhancing supporting details and examples
 - refining specific aspects and **features of text**
 - **proofreading**

Thinking (Writing and Representing)

- C8 write and **represent** to explain and support personal responses to **texts**, by
- making connections with prior knowledge and experiences
 - describing reactions and emotions
 - generating thoughtful questions
 - developing opinions using evidence
- C9 write and **represent** to interpret and **analyse** ideas and information from **texts**, by
- making and supporting judgments
 - examining and comparing ideas and elements within and among **texts**
 - identifying **points of view**
 - identifying bias and contradictions
- C10 write and **represent** to **synthesize** and extend thinking, by
- personalizing ideas and information
 - explaining relationships among ideas and information
 - applying new ideas and information
 - **transforming** existing ideas and information
- C11 use **metacognitive strategies** to reflect on and assess their writing and **representing**, by
- relating their work to criteria
 - setting goals for improvement
 - creating a plan for achieving goals
 - **evaluating** progress and setting new goals

GRADE 8, CONTINUED

Prescribed Learning Outcomes: English Language Arts

Features (Writing and Representing)

- C12 use and experiment with elements of **style** in writing and **representing**, appropriate to purpose and audience, to enhance meaning and artistry, including
- **syntax** and **sentence fluency**
 - **diction**
 - **point of view**
 - **literary devices**
 - **visual/artistic devices**
- C13 use and experiment with elements of **form** in writing and **representing**, appropriate to purpose and audience, to enhance meaning and artistry, including
- organization of ideas and information
 - **text features** and **visual/artistic devices**
- C14 use **conventions** in writing and **representing**, appropriate to purpose and audience, to enhance meaning and artistry, including
- grammar and usage
 - punctuation, capitalization, and Canadian spelling
 - **copyright** and citation of references
 - **presentation**/layout

GRADE 9

Prescribed Learning Outcomes: English Language Arts

It is expected that students will:

ORAL LANGUAGE (SPEAKING AND LISTENING)

Purposes (Oral Language)

- A1 interact and collaborate in pairs and groups to
 - support the learning of self and others
 - explore experiences, ideas, and information
 - understand the perspectives of others
 - comprehend and respond to a variety of **texts**
 - create a variety of **texts**
- A2 express ideas and information in a variety of situations and **forms** to
 - explore and respond
 - recall and describe
 - narrate and explain
 - persuade and support
 - engage and entertain
- A3 listen to comprehend, interpret, and **evaluate** ideas and information from a variety of **texts**, considering
 - purpose
 - messages
 - **tone**
 - **structure**
 - effects and impact
 - bias

GRADE 9, CONTINUED

Prescribed Learning Outcomes: English Language Arts

Strategies (Oral Language)

- A4 select and use a range of **strategies** to interact and collaborate with others in pairs and groups, including
- selecting methods for working together effectively
 - listening actively
 - contributing ideas and encouraging the ideas of others
 - demonstrating awareness of diverse **points of view**
 - reaching consensus or agreeing to differ
- A5 select and use a range of **strategies** to prepare oral communications, including
- interpreting a task and setting a purpose
 - considering audience
 - generating ideas
 - making connections among relevant knowledge and experiences
 - planning and rehearsing presentations
- A6 select and use a range of **strategies** to express ideas and information in oral communications, including
- vocal techniques
 - **style and tone**
 - **nonverbal techniques**
 - visual aids
 - organizational and memory aids
 - monitoring methods
- A7 use listening **strategies** to understand, recall, and **analyse** a variety of **texts**, including
- connecting to prior knowledge
 - making reasonable predictions
 - identifying main points
 - generating thoughtful questions
 - clarifying and confirming meaning

Thinking (Oral Language)

- A8 speak and listen to make personal responses to **texts**, by
- making connections with prior knowledge and experiences
 - describing reactions and emotions
 - generating thoughtful questions
 - developing opinions with reasons
- A9 speak and listen to interpret, **analyse**, and **evaluate** ideas and information from **texts**, by
- making and supporting judgments
 - examining and comparing ideas and elements within and among **texts**
 - describing perspectives
 - identifying bias, contradictions, and non-represented perspectives
- A10 speak and listen to **synthesize** and extend thinking, by
- personalizing ideas and information
 - explaining relationships among ideas and information
 - applying new ideas and information
 - **transforming** existing ideas and information
- A11 use **metacognitive strategies** to reflect on and assess their speaking and listening, by
- referring to criteria
 - setting goals for improvement
 - creating a plan for achieving goals
 - **evaluating** progress and setting new goals

GRADE 9, CONTINUED

Prescribed Learning Outcomes: English Language Arts

Features (Oral Language)

- A12 recognize and apply the structures and **features** of **oral language** to convey and derive meaning, including
- **context**
 - **text structures**
 - **syntax**
 - **diction**
 - usage **conventions**
 - **rhetorical devices**
 - vocal techniques
 - **nonverbal techniques**

READING AND VIEWING

Purposes (Reading and Viewing)

- B1 read, both collaboratively and independently, to comprehend a variety of literary **texts**, including
- literature reflecting a variety of times, places, and perspectives
 - literature reflecting a variety of prose **forms**
 - poetry in a variety of narrative and lyric **forms**
 - significant works of Canadian literature (e.g., the study of plays, short stories, poetry, or novels)
 - traditional **forms** from Aboriginal and other cultures
 - student-generated material
- B2 read, both collaboratively and independently, to comprehend a variety of **information** and persuasive **texts** with increasing complexity of ideas and **form**, such as
- articles and reports
 - biographies and autobiographies
 - textbooks, magazines, and newspapers
 - print and electronic reference material
 - advertising and promotional material
 - opinion-based material
 - student-generated material
- B3 view, both collaboratively and independently, to comprehend a variety of visual **texts**, such as
- broadcast media
 - web sites
 - **graphic novels**
 - film and video
 - photographs
 - art
 - visual components of print media
 - student-generated material
- B4 independently select and read, for sustained periods of time, **texts** for enjoyment and to increase **fluency**

GRADE 9, CONTINUED

Prescribed Learning Outcomes: English Language Arts

Strategies (Reading and Viewing)

- B5 before reading and viewing, select and use a range of **strategies** to anticipate content and construct meaning, including
- interpreting a task
 - setting a purpose
 - accessing prior knowledge
 - making logical predictions
 - generating guiding questions
- B6 during reading and viewing, select and use a range of **strategies** to construct, monitor, and confirm meaning, including
- predicting, questioning, visualizing, and making connections
 - making inferences and drawing conclusions
 - differentiating main ideas and supporting details
 - summarizing
 - using **text features**
 - determining the meaning of unknown words and phrases
 - self-monitoring and self-correcting
- B7 after reading and viewing, select and use a range of **strategies** to extend and confirm meaning, including
- responding to **text**
 - asking questions
 - reviewing **text** and purpose for reading
 - making inferences and drawing conclusions
 - summarizing, **synthesizing**, and applying ideas

Thinking (Reading and Viewing)

- B8 explain and support personal responses to **texts**, by
- making connections with prior knowledge and experiences
 - describing reactions and emotions
 - generating thoughtful questions
 - offering and supporting opinions using evidence
- B9 interpret, **analyse**, and **evaluate** ideas and information from **texts**, by
- making and supporting judgments
 - examining and comparing ideas and elements within and among **texts**
 - beginning to identify **diverse voices**
 - identifying bias, contradictions, and non-represented perspectives
- B10 **synthesize** and extend thinking about **texts**, by
- personalizing ideas and information
 - explaining relationships among ideas and information
 - applying new ideas and information
 - **transforming** existing ideas and information
- B11 use **metacognitive strategies** to reflect on and assess their reading and viewing, by
- referring to criteria
 - setting goals for improvement
 - creating a plan for achieving goals
 - **evaluating** progress and setting new goals

GRADE 9, CONTINUED

Prescribed Learning Outcomes: English Language Arts

Features (Reading and Viewing)

- B12 recognize and explain how **structures** and **features** of **text** shape readers' and viewers' construction of meaning, including
- **form** and **genre**
 - functions of **text**
 - **literary elements**
 - **literary devices**
 - use of language
 - non-fiction elements
 - **visual/artistic devices**
- B13 demonstrate increasing word skills and vocabulary knowledge, by
- **analysing** the origins and roots of words
 - determining meanings and uses of words based on **context**
 - identifying, selecting, and using appropriate academic and technical language
 - using vocabulary appropriate to audience and purpose

WRITING AND REPRESENTING

Purposes (Writing and Representing)

- C1 write meaningful **personal texts** that explore ideas and information to
- experiment
 - express self
 - make connections
 - reflect and respond
 - remember and recall
- C2 write purposeful **information texts** that express ideas and information to
- explore and respond
 - record and describe
 - **analyse** and explain
 - persuade
 - engage
- C3 write effective **imaginative texts** to explore ideas and information to
- make connections and develop insights
 - explore literary **forms** and techniques
 - experiment with language and **style**
 - engage and entertain
- C4 create thoughtful **representations** that communicate ideas and information to
- explore and respond
 - record and describe
 - explain and persuade
 - engage

GRADE 9, CONTINUED

Prescribed Learning Outcomes: English Language Arts

Strategies (Writing and Representing)

- C5 select and use a range of **strategies** to generate, develop, and organize ideas for writing and **representing**, including
- making connections
 - setting a purpose and considering audience
 - gathering and summarizing ideas from personal interest, knowledge, and inquiry
 - **analysing** writing samples or models
 - setting class-generated criteria
- C6 select and use a range of drafting and composing **strategies** while writing and **representing**, including
- using a variety of sources to collect ideas and information
 - generating **text**
 - organizing ideas and information
 - **analysing** writing samples or models
 - creating and consulting criteria
- C7 select and use a range of **strategies** to **revise**, **edit**, and **publish** writing and **representing**, including
- checking work against established criteria
 - enhancing supporting details and examples
 - refining specific aspects and **features** of **text**
 - **proofreading**

Thinking (Writing and Representing)

- C8 write and **represent** to explain and support personal responses to **texts**, by
- making connections with prior knowledge and experiences
 - describing reactions and emotions
 - generating thoughtful questions
 - developing opinions using evidence
- C9 write and **represent** to interpret, **analyse**, and **evaluate** ideas and information from **texts**, by
- making and supporting judgments
 - examining and comparing ideas and elements within and among **texts**
 - identifying diverse **points of view**
 - identifying bias, contradictions, and non-represented perspectives
- C10 write and **represent** to **synthesize** and extend thinking, by
- personalizing ideas and information
 - explaining relationships among ideas and information
 - applying new ideas and information
 - **transforming** existing ideas and information
- C11 use **metacognitive strategies** to reflect on and assess their writing and **representing**, by
- relating their work to criteria
 - setting goals for improvement
 - creating a plan for achieving goals
 - **evaluating** progress and setting new goals

GRADE 9, CONTINUED

Prescribed Learning Outcomes: English Language Arts

Features (Writing and Representing)

- C12 use and experiment with elements of **style** in writing and **representing**, appropriate to purpose and audience, to enhance meaning and artistry, including
- **syntax** and **sentence fluency**
 - **diction**
 - **point of view**
 - **literary devices**
 - **visual/artistic devices**
- C13 use and experiment with elements of **form** in writing and **representing**, appropriate to purpose and audience, to enhance meaning and artistry, including
- organization of ideas and information
 - **text features** and **visual/artistic devices**
- C14 use **conventions** in writing and **representing**, appropriate to purpose and audience, to enhance meaning and artistry, including
- grammar and usage
 - punctuation, capitalization, and Canadian spelling
 - **copyright** and citation of references
 - **presentation**/layout



KEY ELEMENTS

English Language Arts Grade 8

The Key Elements section provides an overview of the important elements of the English Language Arts 8 to 12 document. It is divided into two parts:

- Overview
- Pedagogical Understandings for English Language Arts Instruction

Overview

The Overview includes examples of Enduring Understandings for a cluster of grades. These Enduring Understandings are the “big ideas” of the curriculum. They are more than goals for a unit or grade; they are the rationale for engaging in English Language Arts. Students use the knowledge, skills, and attitudes described in the Prescribed Learning Outcomes in their ongoing investigation of these ideas.

In addition, the Overview includes a Snapshot which is derived from the Prescribed Learning Outcomes for each grade. The Snapshot offers a brief summary of what students who fully meet expectations should know and be able to do upon completion of the course. The Snapshot does not replace the Prescribed Learning Outcomes, but is included to give teachers an overview of expectations at each grade level. It also demonstrates how the learning outcomes across the three organizers and four sub-organizers are connected and interrelated.

Pedagogical Understandings for English Language Arts

Five interrelated components comprise the Pedagogical Understandings section. Foundational to the English Language Arts curriculum is the gradual release of responsibility framework, whereby students gradually assume responsibility for understanding a particular strategy or concept through teacher modelling, guided practice, and independent practice.

Secondly, a specific focus on metacognition is included in this section. Like the gradual release of responsibility, metacognition is a concept that runs through the organizers and sub-organizers of this English Language Arts document. Overt and explicit modelling, guiding, and supporting of students to “think about their thinking” is integral to English Language Arts.

Finally, this section contains specific information regarding the three organizers of this curriculum: Oral Language, Reading and Viewing, and Writing and Representing. Each organizer includes research-based descriptions of teaching practices related to it, and criteria that can be used to guide the assessment of student performance. Cutting across the organizers is the pedagogical understanding that student metacognition and performance increases when teachers use an apprentice model to develop literacy strategies and behaviors in all learners.

USING THE KEY ELEMENTS SECTION

OVERVIEW

Enduring Understandings
The overarching ideas of English Language Arts

Prescribed Learning Outcomes
See the Prescribed Learning Outcomes specific to each grade

Snapshot
A summary of the Prescribed Learning Outcomes for a specific grade

KEY ELEMENTS • Grades 8 to 12

GRADE 8 OVERVIEW

Enduring Understandings

- Text is a broad term that can encompass all forms of media, people, and art; we can apply similar strategies in our reading of each. We learn about ourselves, others, and the world through speaking and listening, reading and viewing, and writing and representing.
- Text can be experienced for pleasure and/or for a purpose.
- To grow as readers, writers, and thinkers we have to struggle and persevere with new and challenging ideas and approaches.
- Effective communicators use a variety of skills and strategies to share, construct, and clarify meaning.
- Our cultural and historical backgrounds influence our point of view.
- A good thinker uses interpreters, analysis, and evaluation to deepen and enhance understanding.
- Critical thinkers seek multiple perspectives, look for bias, and justify their interpretations.
- Successful learners reflect on their thinking and learning and set goals in order to improve.
- Effective communicators deliberately use language, text structures, stylistic devices, and conventions to engage and interact with a reader/viewer/ listener.
- Playing and experimenting with language and creating original texts help us to appreciate the artistry of language.
- Authors make revisions in order to clarify meaning.

What students should know and be able to do
Refer to the Prescribed Learning Outcomes

Snapshot
Summary derived from the Prescribed Learning Outcomes for Grade 8

- interact with others to explore, understand, and create ideas and texts
- select and read a variety of texts for enjoyment and to increase fluency
- listen, read, and view literary, information, and visual texts to comprehend, analyze, and synthesize ideas attending to bias and perspective
- give personal oral and written communications and representations with clearly developed ideas that connect experiences, ideas, opinions, and feelings
- speak, write, and represent information, sensitive, narrative, poetic, and descriptive texts to communicate ideas and information with a clear purpose and form
- speak, write, and represent to interpret, analyze, and synthesize ideas and information, attending to bias and perspective
- use evidence to explain and support responses, analyses, and interpretations of texts
- select and apply strategies to construct, monitor, extend, and confirm meaning before, during, and after listening, reading, and viewing
- select and apply strategies to develop, organize, revise, and publish writers, visual, and oral communications
- use metacognitive strategies to reflect on and assess speaking and listening, reading and viewing, and writing and representing
- use the features, structures, and patterns of language to make meaning from what is heard, read, and viewed
- use features, structures, and conventions of language to enhance meaning and artistry in written and spoken communications

94 • ENGLISH LANGUAGE ARTS 8 TO 12

PEDAGOGICAL UNDERSTANDINGS FOR ENGLISH LANGUAGE ARTS

Gradual Release of Responsibility

Metacognition

Oral Language

Reading and Viewing

Writing and Representing

KEY ELEMENTS • Grades 8 to 12

PEDAGOGICAL UNDERSTANDINGS FOR GRADUAL RELEASE OF RESPONSIBILITY

Gradual Release of Responsibility

Teacher Model

- explain purp
- describe proced
- think about while de

Guided Practice

- demonstrate with st
- take turns with
- teacher and students discuss thinking process

Student-For

- students practise in pairs
- teacher tailors support to interact

Independent Practice

- students apply strategy to ad
- teacher provides multiple opportunit
- teacher tailors support to intera
- students use feedback

Application of Skills

- teacher models strategy
- students analyze use and fi
- students practise using the strategy w
- students select, adapt and apply st

94 • ENGLISH LANGUAGE ARTS 8 TO 12

KEY ELEMENTS • Grades 8 to 12

PEDAGOGICAL UNDERSTANDINGS FOR METACOGNITION

Metacognitive strategies are woven throughout the organization of the Arts curriculum document. Metacognition is "thinking about that understanding of their own learning processes. It involves the use of their thoughts and learnings.

Because metacognitive knowledge has a significant effect on what students learn to do metacognitive about themselves as learners, the cognitive strategies that can be used to achieve those tasks. We thinking processes, their ability to take responsibility for end user Metacognition involves analyzing and reflecting on tasks, monitoring progress and strategies accordingly.

In order for students to understand how they think about and apply describe the skills and strategies involved. Published work, studies (e.g. 98 Performance Standards for Reading and Writing) can be demands and requirements. It is even more beneficial for student criteria for tasks, including the kinds of strategies that might be strategies have been used effectively. By analyzing tasks and the constructing an understanding of what is needed to fully meeting meaning they are able to take ownership of their learning and to approaches as a content requires.

Criteria for a Good Thinker (Grades 8 to 12)

- A good thinker
- bases judgments on evidence
- is honest with self
- listens to understand before drawing conclusions
- can tolerate ambiguity
- asks questions
- is open-minded and flexible
- is able to think independently
- identifies and explains personal points of view
- looks for connections among ideas
- extends personal thinking by assimilating new
- is self-directed, self-disciplined, self-motivated

94 • ENGLISH LANGUAGE ARTS 8 TO 12

KEY ELEMENTS • Grades 8 to 12

PEDAGOGICAL UNDERSTANDINGS FOR ORAL LANGUAGE (SPEAKING AND LISTENING)

Students use oral language to comprehend, talk about, and oral language to interact and communicate with others in an Speaking and Listening are oral language processes that are For students to become more competent communicators the formative assessment of oral skills. At the same time, oral to be provided with many opportunities to use talk for learn discussions. This curriculum also highlights the need for to both informal and formal settings.

Throughout English Language Arts 8 to 12, students have using oral language in progressively more complex ways. Situations and for various purposes, are goals in themselves, ideas with others, and respond to literature.

Formal instruction in the following areas supports student functions of oral language:

94 • ENGLISH LANGUAGE ARTS 8 TO 12

KEY ELEMENTS • Grades 8 to 12

PEDAGOGICAL UNDERSTANDINGS FOR READING AND VIEWING

Reading is an active, meaning-making process. Effective reading a variety of cognitive strategies. In order for students to best experiences that require students to read a variety of increase in the application of cognitive strategies.

Given that reading is a constructive process, readers use their interact with a text, other individuals, and other texts to develop. Classroom structures that support reading as a meaningful circles, inquiry groups, and reader' workshop.

Complex reading and thinking processes such as response, at students. Teachers need to model methods and strategies, and confident in these various strategies and approaches, teacher adapt, and apply various approaches in small groups, with p applies gradual release of responsibility to reading and view.

Ways of Assisting Readers Through Their Zones of Pro

Teachers-Regulated	Supportive Joint Pro	Student-Regulated
Teacher modelling	Directed reading and thinking activity	Literature circles
Shared reading with teacher	Shared reading with teacher	Student-led response and discussion activities
Teacher chooses material for teaching purposes	Reading material negotiated and matched to student needs	
I DO YOU WATCH	I DO YOU HELP	

Adapted from Wilhelm, J., Baker, T., and Dubs, J. (2011) Social Literacy 12. Portmouth, NH: Heinemann/Brynton Clark Pub. Co.

94 • ENGLISH LANGUAGE ARTS 8 TO 12

KEY ELEMENTS • Grades 8 to 12

PEDAGOGICAL UNDERSTANDINGS FOR WRITING AND REPRESENTING

Graves' (1983) research influenced writing pedagogy by suggesting that writing can be divided into a number of distinct stages, from initial brainstorming, through drafting, revising, and editing, to publishing. Although writing and representing can be broken down into stages – often practical for teaching purposes – their writing and representing remain recursive processes; the progression is not always linear. Students will likely revisit various stages as they create texts. Teachers play a crucial role in each of these stages by scaffolding students' writing and by engaging in writing conferences when they can check on a student's progress. By seeing students as apprentice authors writing for real purposes and real audiences, the classroom becomes a writer's workshop where teachers encourage students to adopt the kind of behaviours appropriate for each stage in the writing process, rather than focus on developing specific skills in isolation from authentic writing tasks. Teachers need to provide multiple and varied opportunities for students to write and represent. Teachers model, coach, and support students in examining texts, generating criteria, and creating texts. The gradual release of responsibility frames this entire process from the generation of ideas, to the creation and revision of drafts, to editing, publishing, and presenting final products.

Writing in Grades 8 to 12

Prewriting	Drafting	Revising
<ul style="list-style-type: none"> • Students prepare to write and representing by reading and viewing texts, engaging in discussions, interacting with others, and participating in activities such as brainstorming and pairshare to gather information before beginning their work • Students identify topic, purpose, and audience. • Students participate in developing class-generated criteria. • Students gather necessary data and information (e.g., using text or internet, accessing prior experiences, using genre models, interviewing artists, writers/ artists requesting information). • Students use various organizers to sort and manage the quantity of material they collect (e.g., names, outlines, clusters, concept maps). 	<ul style="list-style-type: none"> • Students work with ideas, thoughts, and information to create an enhance preliminary texts (e.g., check back to planning, research and material, pay attention to style and conventions). • Students refer to class-generated criteria. • Students examine models of writing and representing. • Students combine multiple sources of information and consult reference material. • Students consider and apply feedback from conferences to revise their work. • Students engage in ongoing editing. 	<ul style="list-style-type: none"> • Students look by their work and check against class-generated criteria. • Students consider and apply feedback and revise drafts to enhance clarity. • Students self-assess using class-generated criteria and reflect on their success.
Editing	Publishing and Presenting	
<ul style="list-style-type: none"> • Students look by reading and reflecting on their own writing, and consistency with peers and the teacher. • Students opt for accuracy in spelling, punctuation, grammar, self-censor, and may use a self-editing checklist. 	<ul style="list-style-type: none"> • Students publish and present their texts for real audiences and learn from examples. • Students come to see themselves as writers. • Students create portfolios, newsletters, poems, memoirs, web pages, diaries, essays, informational reports, stories, montages, collages, symbols, timelines, illustrations, tableaux, images, sketches, multimedia presentations. 	

94 • ENGLISH LANGUAGE ARTS 8 TO 12

GRADE 8 OVERVIEW

Enduring Understandings

- Text is a broad term that can encompass all forms of media, people, and art; we can apply similar strategies in our reading of each.
- We learn about ourselves, others, and the world through speaking and listening, reading and viewing, and writing and representing.
- Text can be experienced for pleasure and/or for a purpose.
- To grow as readers, writers, and thinkers we have to struggle and persevere with new and challenging ideas and approaches.
- We use dialogue and discussion to develop, synthesize, and clarify ideas.
- Effective communicators use a variety of skills and strategies to share, construct, and clarify meaning.
- Our cultural and historical backgrounds influence our point of view.
- A good thinker uses interpretations, analysis, and evaluation to deepen and enhance understanding.
- Critical thinkers seek multiple perspectives, look for bias, and justify their interpretations.
- Successful learners reflect on their thinking and learning and set goals in order to improve.
- Effective communicators deliberately use language, text structures, stylistic devices, and conventions to engage and interact with a reader/viewer/listener.
- Playing and experimenting with language and creating original texts help us to appreciate the artistry of language.
- Authors make revisions in order to clarify meaning.

What students should know and be able to do Refer to the Prescribed Learning Outcomes



Snapshot

Summary derived from the Prescribed Learning Outcomes for Grade 8

- interact with others to explore, understand, and create ideas and texts
- select and read a variety of texts for enjoyment and to increase fluency
- listen, read, and view literary, information, and visual texts to comprehend, analyse, and synthesize ideas, attending to bias and perspective
- create personal oral and written communications and representations with clearly developed ideas that connect experiences, ideas, opinions, and feelings
- speak, write, and represent information, persuasive, narrative, poetic, and descriptive texts to communicate ideas and information with a clear purpose and form
- speak, write, and represent to interpret, analyse, and synthesize ideas and information, attending to bias and perspective
- use evidence to explain and support responses, analyses, and interpretations of texts
- select and apply strategies to construct, monitor, extend, and confirm meaning before, during, and after listening, reading, and viewing
- select and apply strategies to develop, organize, revise, and publish written, visual, and oral communications
- use metacognitive strategies to reflect on and assess speaking and listening, reading and viewing, and writing and representing
- use the features, structures, and patterns of language to make meaning from what is heard, read, and viewed
- use features, structures, and conventions of language to enhance meaning and artistry in written and spoken communications

PEDAGOGICAL UNDERSTANDINGS FOR ENGLISH LANGUAGE ARTS: GRADUAL RELEASE OF RESPONSIBILITY

Adolescents need apprenticeship to gain both an understanding of and increased competence in thinking strategies and literacy behaviours. In literacy apprenticeship, teachers model and acculturate students into literacy practices (Moore and Hinchman, 2002). Teachers need to make the strategies they teach explicit by uncovering the various steps they go through to achieve a task. This involves explaining, modelling, and discussing each step so that all students have the opportunity to be successful. The purpose, exploration, and application of cognitive strategies are typically introduced to the entire classroom community. The apprenticeship approach helps struggling students achieve some control and competence in their understanding, use, and development of strategic approaches to learning in English Language Arts. Since learning is a recursive process, even the most advanced students can gain insight into and further develop the thinking strategies necessary to interact with texts.

Gradual release of responsibility is an instructional process whereby a teacher models a concept or strategy and makes explicit the thinking one engages in when choosing and applying that strategy in a specific context. Gradually students are given more independence with the goal of being able to use the strategy on their own. Key to this process is that teachers first engage in formative assessment to select a target strategy, and then match the pace of the gradual release process to the pace of students' understanding and use of the strategy. During the Guided Practice and Independent Practice phases (see chart on following page), as teachers gradually release responsibility for the use of a strategy, and as students gradually take on that responsibility, teachers have more opportunity to differentiate their instruction. Students need to have multiple guided experiences with a targetted cognitive strategy to learn about its purpose and use, and to apply and personalize it in other contexts.

PEDAGOGICAL UNDERSTANDINGS FOR ENGLISH LANGUAGE ARTS: GRADUAL RELEASE OF RESPONSIBILITY, CONTINUED

Gradual Release of Responsibility

Teacher Modelling

- explain purpose
- describe process/strategy
- think aloud while demonstrating



Guided Practice

Teacher-led

- demonstrate with student input
- take turns with students
- teacher and students discuss thinking processes using student-generated examples

Student-led

- students practise in pairs and small groups
- students give one another feedback
- teacher tailors support in interactions with pairs and groups



Independent Practice

- students apply strategy to experiences and tasks
- teacher provides multiple opportunities for students to practise
- teacher tailors support in interactions with individuals
- students use feedback to improve



Application of Strategy

- teacher models strategy in new contexts
- students analyse use and function of strategy
- students practise using the strategy with teacher and peer support
- students select, adapt, and apply strategies to new situations

PEDAGOGICAL UNDERSTANDINGS FOR ENGLISH LANGUAGE ARTS: METACOGNITION

Metacognitive strategies are woven throughout the organizers and sub-organizers of the English Language Arts curriculum document. Metacognition is “thinking about thinking” that results in students’ individual understanding of their own learning processes. It involves the awareness and understanding of how one thinks and learns.

Because metacognitive knowledge has a significant effect on student development and achievement, students need to be metacognitive about themselves as learners, about the demands of tasks, and about the cognitive strategies that can be used to achieve those tasks. When students become aware of their own thinking processes, their ability to take responsibility for and control over their own learning increases. Metacognition involves analysing and reflecting on tasks, monitoring one’s own learning, and adjusting processes and strategies accordingly.

In order for students to understand how they think about and approach tasks, they need to be able to describe the skills and strategies involved. Published work, student exemplars, and existing criteria (e.g., BC Performance Standards for Reading and Writing) can be used as referents in discussions about task demands and requirements. It is even more beneficial for students to be involved in the development of criteria for tasks, including the kinds of strategies that might be used and descriptions of how to tell whether strategies have been used effectively. By analysing tasks and the strategies needed for success, students are constructing an understanding of what is needed to fully meet expectations. Through this construction of meaning they are able to take ownership of their learning and to adapt and modify their strategies and approaches as a context requires.

Criteria for a Good Thinker (Grades 8 to 12)

A good thinker

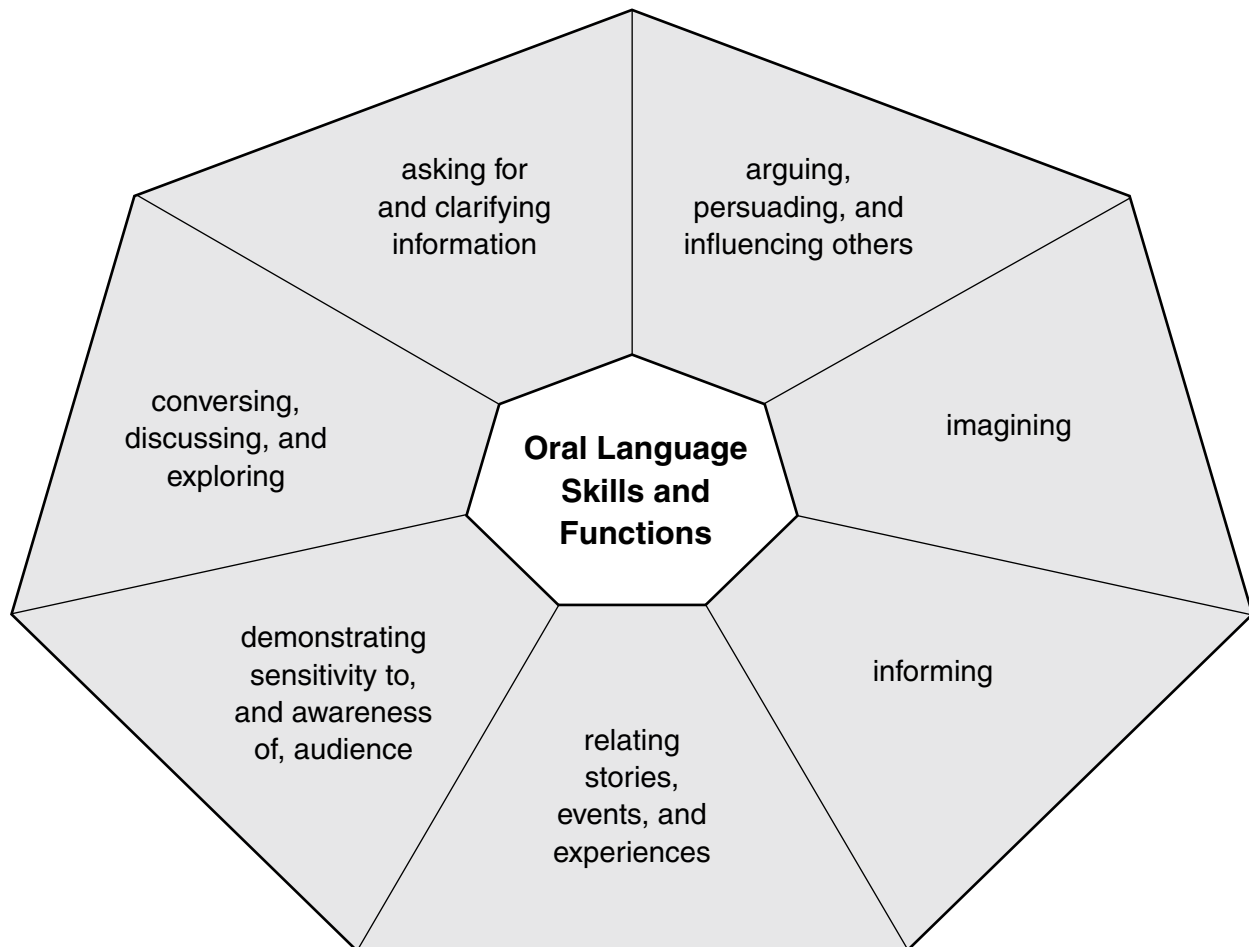
- bases judgments on evidence
- is honest with self
- listens to understand before drawing conclusions
- can tolerate ambiguity
- asks questions
- is open-minded and flexible
- is able to think independently
- identifies and explains personal points of view
- looks for connections among ideas
- extends personal thinking by assimilating new ideas and information
- is self-directed, self-disciplined, self-monitoring, and self-correcting

PEDAGOGICAL UNDERSTANDINGS FOR ENGLISH LANGUAGE ARTS: ORAL LANGUAGE (SPEAKING AND LISTENING)

Students use oral language to comprehend, talk about, and think about ideas and information. They use oral language to interact and communicate with others in informal and formal groups for various purposes. Speaking and listening are oral language processes that are important for both communication and learning. For students to become more competent communicators, they need to receive deliberate teaching and formative assessment of oral skills. At the same time, oral language is a tool for learning and students need to be provided with many opportunities to use talk for learning in partners, small groups, and large class discussions. This curriculum also highlights the need for teachers to teach and assess language strategies in both informal and formal settings.

Throughout English Language Arts 8 to 12, students have opportunities to become more sophisticated at using oral language in progressively more complex ways. Speaking and listening effectively, in a variety of situations, and for various purposes are goals in themselves, but also allow students to access text, explore ideas with others, and respond to literature.

Focused instruction in the following areas supports students in acquiring the skills, and understanding the functions of oral language.



PEDAGOGICAL UNDERSTANDINGS FOR ENGLISH LANGUAGE ARTS: ORAL LANGUAGE, CONTINUED

The criteria below could be used to describe a good speaker and listener at the secondary grades. These criteria can be used to guide and assess student performance, and may be translated into language for self-assessment.

Criteria for a Good Speaker and Listener (Grades 8 to 12)

A good speaker and listener

- speaks and listens for a variety of purposes
- maintains concentration during listening and speaking
- listens carefully to understand and respond to others' messages
- communicates ideas and information clearly
- organizes ideas and information so that the audience can understand and remember
- uses vocabulary and presentation style that are appropriate for the audience
- uses tone, pace, and volume that are appropriate for the situation
- sustains short conversations by encouraging the speaker and contributing ideas
- is attentive and respectful to others in conversation
- uses language effectively for a variety of purposes
- monitors presentation and is sensitive to audience response
- uses some strategies to overcome difficulties in communication (e.g., unfamiliar vocabulary, noisy environment, distractions)
- self-evaluates and sets goals for improvement
- refrains from sarcasm or insults that silence others and tolerates digressions from his or her own point of view
- tolerates the missteps, meanderings, and recursiveness typical of discussion and explores the possibilities in ideas offered
- prepares for discussions by completing required activities
- probes and questions to speculate and take risks
- builds upon and extends the ideas of others
- looks for and expresses connections between texts, the ideas offered by other students, and experiences outside the classroom
- acknowledges the structure of the discussion and abides by the patterns implicit within it

PEDAGOGICAL UNDERSTANDINGS FOR ENGLISH LANGUAGE ARTS: ORAL LANGUAGE, CONTINUED

Research Findings Related to Oral Language

We learn to talk by talking. We learn to listen by listening. The more we talk and listen to others talking, the better our ability to manipulate language, the better our ability to think and therefore to read and write, for both of these are thinking activities (Moore, 1991, cited in McCusker, 2007).

Talk is not only a medium for thinking, it is also an important means by which we learn how to think. From a Vygotskian perspective thinking is an internal dialogue, an internalization of dialogues we've had with others. Our ability to think depends upon the many previous dialogues we have taken part in – we learn to think by participating in dialogues (Dudley-Marling & Searle, 1991, p. 60).

Talk...provides a bridge between literature and the social world of readers. Through classroom conversations, we enable students to develop social and literary awareness; our shared talk creates a comfortable place within which to explore and negotiate our interpretations of literary texts and the world in which we live (Hynds, 1990, p. 177).

As language arts teachers, one of the most important things we can do for our students is to give them the belief that they can use language to influence the world around them....If students develop that belief, they will attempt to use language to attain goals more readily, they will be less reluctant to participate in classroom activities, and they will improve their behaviour in other aspects of their education and in aspects of their social life (Backlund, 1988, p. 228).

The primacy of the spoken word in human intercourse cannot be too strongly emphasized. Important though the written word is, most communication takes place in speech; and those who do not listen with attention and cannot speak

with clarity, articulateness and confidence are at a disadvantage in almost every aspect of their personal, social and working lives (Jones, 1988, p. 26).

The ELA curriculum should provide students with opportunities to engage in talk and in many different kinds of talk (McTear, 1985). There should be less teacher talk and more student talk to help increase competence in oral communication (Staab, 1991). Students of all ages use language more creatively and productively when they are encouraged to interact with both peers and with the teacher (Barnes, 1976; Cazden, 1988; Mallet & Newsome, 1977), and as a way of coping successfully with the increasing academic demands of the classroom (Edwards & Mercer, 1987).

The ELA curriculum should provide students with opportunities to practice different language functions in progressively more complex, planned situations so that students increase their repertoire of strategies for using language differently in different situations (Allen, Brown & Yatvin, 1986; Rubin & Kantor, 1984). Students should come to see oral language as a tool for learning, as a way of constructing knowledge, and as a way of participating effectively in classroom conversations (Cazden, 1988; Christie, 1985; Dillon, 1984).

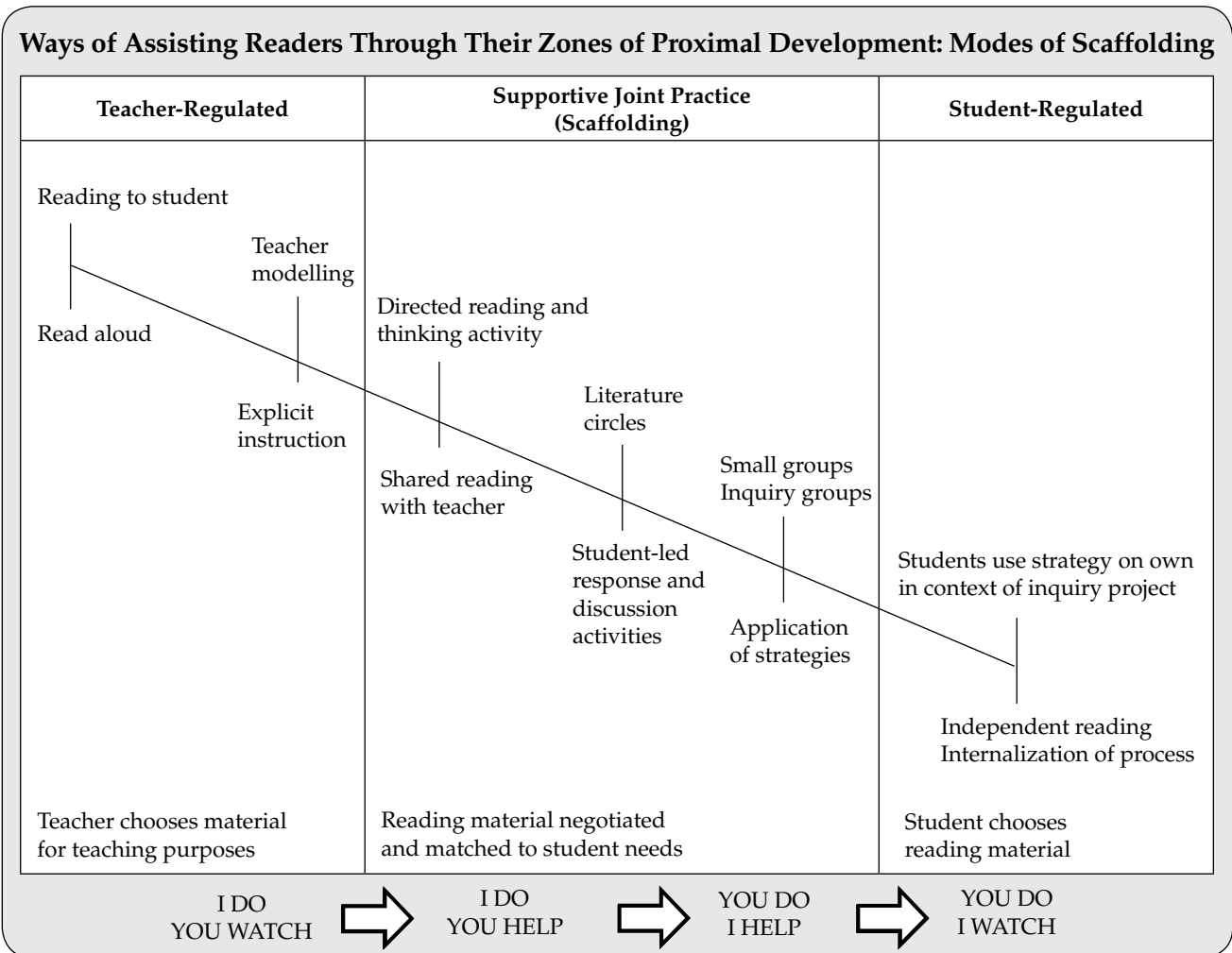
The ELA curriculum should recognize the importance of promoting the notion of the classroom as a 'language rich environment' (Platt, 1984) and of the teacher and peers as 'conversational partners' (Edwards, 1979; Edwards & Westgate, 1987). In this way the curriculum takes into account the existence of multiple perspectives in the classroom and hence makes provision for increasing students' engagement in different forms of discourse.

PEDAGOGICAL UNDERSTANDINGS FOR ENGLISH LANGUAGE ARTS: READING AND VIEWING

Reading is an active, meaning-making process. Effective readers of any type of text construct meaning using a variety of cognitive strategies. In order for students to become better readers, teachers create learning experiences that require students to read a variety of increasingly complex texts and to develop competence in the application of cognitive strategies.

Given that reading is a constructive process, readers use their background knowledge and experience to interact with a text, other individuals, and other texts to develop possible meanings and interpretations. Classroom structures that support reading as a meaning-making process include teacher modelling, literature circles, inquiry groups, and readers’ workshop.

Complex reading and thinking processes such as response, analysis, and synthesis need to be “unpacked” for students. Teachers need to model methods and strategies, and as students become more knowledgeable and confident in these various strategies and approaches, teachers need to encourage and support them to select, adapt, and apply various approaches in small groups, with partners, and individually. The following diagram applies gradual release of responsibility to reading and viewing.



Adapted from Wilhelm, J., Baker, T., and Dube, J. (2001) *Strategic Reading: Guiding Students to Lifelong Literacy 6-12*. Portsmouth, NH: Heinemann Boynton Cook Publishers. For more information on adolescent literacy, go to: www.carnegie.org/literacy.

PEDAGOGICAL UNDERSTANDINGS FOR ENGLISH LANGUAGE ARTS: READING AND VIEWING, CONTINUED

When planning reading and viewing instruction, teachers can help students connect to, process, and reflect on what they read and view by strategically preparing students for reading/viewing: modelling how to interact with text, and supporting students to integrate and apply what they have learned (Buehl, 2001). The following chart gives examples of what teachers can do at each of these stages.

Stage of Reading	Teachers...
Before reading	<ul style="list-style-type: none"> • determine essential concepts • select appropriate text • activate appropriate background knowledge • provide background or context when needed • model the use of text features and organization in previewing content • focus interest and set purpose • discuss nature of task
During reading	Guide students to: <ul style="list-style-type: none"> • check predictions • compare information with prior knowledge • clarify questions • summarize segments of text • ask questions about content • self-correct • identify contradictions or gaps in knowledge
After reading	Guide integration and/or organization of meaning as a whole: <ul style="list-style-type: none"> • use organizational patterns for restructuring information • assess achievement of purpose • correct misconceptions • provide opportunities for questions and extension • provide opportunities to apply new information • transition to new learning

PEDAGOGICAL UNDERSTANDINGS FOR ENGLISH LANGUAGE ARTS: READING AND VIEWING, CONTINUED

The criteria below could be used to describe a good reader and viewer at the secondary grades. These criteria can be used to guide and assess student performance and may be translated into language for self-assessment.

Criteria for a Good Reader and Viewer (Grades 8 to 12)

A good reader and viewer

- accesses prior knowledge
- asks questions
- makes predictions
- self-monitors and recognizes when text is not making sense
- uses fix-up strategies to repair meaning during reading and viewing
- makes connections before, during, and after reading and viewing
- uses mental images to deepen and extend meaning
- distinguishes the main ideas and their supporting details
- infers
- determines literal and inferential meanings
- synthesizes and extends meanings
- evaluates the text and considers its relevance to broader questions and issues
- responds personally
- organizes information to aid memory
- paraphrases and/or summarizes
- self-evaluates and sets goals for improvement

PEDAGOGICAL UNDERSTANDINGS FOR ENGLISH LANGUAGE ARTS: READING AND VIEWING, CONTINUED

Research Findings Related to Reading

“The Six Ts of Effective Literacy Instruction” from Richard Allington

1. **Time.** Effective teachers have students do more guided reading, more independent reading, and more reading in social studies and science. In many exemplary classrooms, children are reading and writing for half the day.
2. **Texts.** Students have books they can actually read with a high level of accuracy, fluency, and comprehension. All students, then, rarely have the same book. Students engage in enormous quantities of successful reading and become independent, good readers. Motivation for reading is dramatically influenced by reading success.
3. **Teaching.** Effective teachers don't simply “assign and assess”; they are involved in active instruction. Explicit demonstrations of cognitive strategies are modelled; instruction is offered in a balance of side-by-side lessons, small group lessons, and whole group lessons. But whole group lessons are brief and focused.
4. **Talk.** There's more of it, and it's more conversational than interrogational. Discussion is purposeful and personalized, not scripted or packaged. Thoughtful classroom talk focuses on making students' thinking visible and building understanding.
5. **Tasks.** Leaving behind low-level worksheet tasks, effective teachers demonstrate greater use of longer assignments, tasks that integrate several content areas and substantive work with more complexity. Exemplary teachers provide students similar but different tasks.
6. **Testing Students.** Rubrics shift responsibility for improvement to the students, so “luck” doesn't play a part. Most effective teachers use almost no test-preparation materials, feeling that good instruction is what makes the difference.

From R.L. Allington (June 2002). *Phi Delta Kappan*.

Core Understandings from Reading Research

Through the analysis of current research the following fundamental, or core, understandings relating to reading were identified:

1. Reading is a construction of meaning from text. It is an active, cognitive, and affective process.
2. Background knowledge and prior experience are critical to the reading process.
3. Social interaction is essential at all stages of reading development.
4. Reading and writing are reciprocal processes; development of one enhances the other.
5. Reading involves complex thinking.
6. Environments rich in literacy experiences, resources, and models facilitate reading development.
7. Engagement in the reading task is key in successfully learning to read and developing as a reader.
8. Students' understandings of print are not adults' understandings.
9. Readers learn productive strategies in the context of real reading.
10. Students learn best when teachers employ a variety of strategies to model and demonstrate reading knowledge, strategy, and skills.
11. Students need many opportunities to read, read, read.
12. Monitoring the development of reading processes is vital to student success.

Adapted from Braunger, J., & Lewis, J.P. (2006). *Building a Knowledge Base in Reading* (2nd ed.). Copyright 2006 by the International Reading Association. Used with permission.

PEDAGOGICAL UNDERSTANDINGS FOR ENGLISH LANGUAGE ARTS: WRITING AND REPRESENTING

Graves' (1983) research influenced writing pedagogy by suggesting that writing can be divided into a number of distinct stages, from initial brainstorming, through drafting, revising, and editing, to publishing. Although writing and representing can be broken down into steps – often practical for teaching purposes – writing and representing remain recursive processes: the progression is not always linear. Students will likely revisit various stages as they create texts. Teachers play a crucial role in each of these stages by scaffolding students' writing and by engaging in writing conferences where they can check on a student's progress. By seeing students as apprentice authors writing for real purposes and real audiences, the classroom becomes a writer's workshop where teachers encourage students to adopt the kind of behaviours appropriate for each stage in the writing process, rather than focus on developing specific skills in isolation from authentic writing tasks. Teachers need to provide multiple and varied opportunities for students to write and represent. Teachers model, coach, and support students in examining texts, generating criteria, and creating texts. The gradual release of responsibility frames this entire process from the generation of ideas, to the creation and revision of drafts, to editing, publishing, and presenting final products.

Writing in Grades 8 to 12

Prewriting

- Students prepare for writing and representing by reading and viewing texts, engaging in discussions, interacting with others, and participating in activities such as brainstorming and pair/share to gather information before beginning their work.
- Students identify topic, purpose, and audience.
- Students participate in developing class-generated criteria.
- Students gather necessary data and information (e.g., using text or Internet, accessing prior experiences, using genre models, interviewing others, writing letters requesting information).
- Students use various organizers to sort and manage the quantity of material they collect (e.g., frames, outlines, clusters, concept maps).

Drafting

- Students work with ideas, thoughts, and information to draft and enhance preliminary texts (e.g., check back to planning, reread and revise, pay attention to style and conventions).
- Students refer to class-generated criteria.
- Students examine models of writing and representing.
- Students combine multiple sources of information and consult reference material.
- Students consider and apply feedback from conferences to revise their work.
- Students engage in ongoing editing.

Revising

- Students share their work and check against class-generated criteria.
- Students consider and apply feedback and revise trait(s) to enhance clarity.
- Students self-assess using class-generated criteria and reflect on their success.

Editing

- Students edit by rereading and reflecting on their own writing, and conferencing with peers and the teacher.
- Students edit for accuracy in spelling, punctuation, grammar, and usage, and may use a self-editing checklist.

Publishing and Presenting

- Students publish and present their texts for real audiences and learn from example.
- Students come to see themselves as writers.
- Students create portfolios, newsletters, poems, memoirs, web pages, diaries, essays, informational reports, stories, montages, collages, symbols, timelines, illustrations, tableaus, images, scenes, multimedia presentations.

PEDAGOGICAL UNDERSTANDINGS FOR ENGLISH LANGUAGE ARTS: WRITING AND REPRESENTING, CONTINUED

What teachers do

Prewriting

- select appropriate sample texts and model how to examine for ideas, and elements of form and style
- build students' background knowledge before they write and represent through shared experiences and explorations of texts
- introduce and practise strategies to generate ideas including brainstorming, discussion, quickwrites, prewrites, visualizations, mapping, and diagramming
- assist students with selection of appropriate topics
- set-up and model inquiry processes for students
- introduce and make explicit the conventions and traits of a specific form
- lead students in the development of criteria
- model and assist students with selecting, adapting, creating, and using appropriate organizers

Drafting

- model the drafting process, including the creation of a first draft
- provide time and guided opportunities to create multiple drafts
- build in opportunities for students to generate multiple aspects of a text (e.g., leads, conclusions, transitions)
- assist students in the use of criteria to assess their own work
- examine works in progress to determine possible next steps
- conduct mini-lessons to address various aspects of form and emerging needs

Revising

- assist students in checking their work according to class-generated criteria
- model the revision of targeted aspects of texts according to criteria, focussing particularly on aspects of content, style, and form
- create a structure for and provide time for peer editing and review
- model and practise revision discussions
- create and model the goal-setting and planning steps

Editing

- model editing techniques
- assist students to develop editing checklists
- conduct mini-lessons on conventions

PEDAGOGICAL UNDERSTANDINGS FOR ENGLISH LANGUAGE ARTS: WRITING AND REPRESENTING, CONTINUED

The criteria below could be used to describe a good writer and representer at the secondary grades. These criteria can be used to guide and assess student performance, and may be translated into language for self-assessment.

Criteria for a Good Writer and Representer (Grades 8 to 12)

A good writer and representer

- generates ideas
- organizes information
- identifies a purpose
- defines an audience and considers its characteristics
- develops a “voice” and style suitable to the purpose, content, and audience
- controls word choice and sentence construction
- conveys meaning clearly
- demonstrates fluency and coherence in flow of ideas
- recognizes the value of feedback
- revises and rewrites
- adheres to conventions
- finds satisfaction in writing
- self-evaluates and sets goals for improvement

PEDAGOGICAL UNDERSTANDINGS FOR ENGLISH LANGUAGE ARTS: WRITING AND REPRESENTING, CONTINUED

Research Findings Related to Writing

“12 Writing Essentials for All Grades” from Regie Routman

Teach these essentials well in connection with any purposeful writing, and, with guidance, students will be able to use them in whatever form of writing they do:

1. **Write for a specific reader and a meaningful purpose.** Write with a particular audience in mind (this may be the author herself or himself) and define the writing task.
2. **Determine an appropriate topic.** Plan the writing, do the necessary research, narrow the focus, decide what’s most important to include.
3. **Present ideas clearly, with a logical, well-organized flow.** Structure the writing in an easy-to-follow style and format using words, sentences, and paragraphs; put like information together; stay on the topic; know when and what to add or delete; incorporate transitions.
4. **Elaborate on ideas.** Include details and facts appropriate to stated main ideas; explain key concepts; support judgments; create descriptions that evoke mood, time, and place; and develop characters.
5. **Embrace language.** “Fool with words” – experiment with nouns, verbs, adjectives, literary language, sensory details, dialogue, rhythm, sentence length, paragraphs – to craft specific, lively writing for the reader.
6. **Create engaging leads.** Attract the reader’s interest right from the start.
7. **Compose satisfying endings.** Develop original endings that bring a sense of closure.
8. **Craft authentic voice.** Write in a style that illuminates the writer’s personality – this may include dialogue, humour, point of view, a unique form.
9. **Reread, rethink, and revise while composing.** Access, analyse, reflect, evaluate, plan, redraft, and edit as one goes – all part of the recursive, non-linear nature of writing.
10. **Apply correct conventions and form.** Produce legible letters and words; employ editing and proofreading skills; use accurate spelling, punctuation, capitalization, and grammar; adhere to the formal rules of the genre.
11. **Read widely and deeply – and with a writer’s perspective.** Read avidly; notice what authors – and illustrators, do; develop an awareness of the characteristics of various genres (fiction, poetry, persuasive pieces) and how those genres work, and apply that knowledge and craft to one’s own writing.
12. **Take responsibility for producing effective writing.** Consider relevant responses and suggestions and willingly revise; sustain writing effort; monitor and evaluate one’s own work and set goals; publish, when possible and appropriate, in a suitable and pleasing presentation style and format; do whatever is necessary to ensure the text is meaningful and clear to the reader as well as accurate, legible, and engaging.

These writing essentials are applicable from Kindergarten through high school and beyond. The factors that change are:

- The amount of excellent support the student needs (demonstrations and explicit teaching).
- The complexity of texts the student composes.
- The variety of forms or genres the author attempts.
- The learner’s level of independence.

Adapted from Routman, R. (2005). *Writing Essentials: Raising Expectations and Results While Simplifying Teaching* (pp.13-14). Portsmouth, NH: Heinemann.



STUDENT ACHIEVEMENT

English Language Arts Grade 8

This section of the IRP contains information about classroom assessment and student achievement, including specific Achievement Indicators to assist in the assessment of student achievement in relation to each Prescribed Learning Outcome.

UNDERSTANDING THE ACHIEVEMENT INDICATORS

To support the assessment of provincially prescribed curricula, this IRP includes sets of Achievement Indicators in relation to each Prescribed Learning Outcome. The Achievement Indicators are arranged by curriculum organizer and suborganizer for each grade; however, this order is not intended to imply a required sequence of instruction and assessment.

Achievement Indicators define the specific level of knowledge acquired, skills applied, or attitudes demonstrated by the student in relation to a corresponding Prescribed Learning Outcome. They describe what evidence to look for to determine whether or not a student has fully met the intent of the learning outcome. Each Achievement Indicator defines only one aspect of the corresponding Prescribed Learning Outcome. It should be noted that the Achievement Indicators are designed to be considered as an entire set when determining whether students have fully met the Prescribed Learning Outcome.

In some cases, Achievement Indicators may also include suggestions as to the type of task that would provide evidence of having met the learning outcome (e.g., problem solving; a constructed response such as a list, comparison, analysis, or chart; a product created and presented such as a report, poster, or model; a particular skill demonstrated).

Achievement Indicators support the principles of assessment *for* learning, assessment *as* learning, and assessment *of* learning. They provide teachers and parents with tools that can be used to reflect on what students are learning, as well as provide students with a means of self-assessment and ways of defining how they can improve their own achievement.

Achievement Indicators are not mandatory; they are suggestions only, provided to assist in the assessment of how well students achieve the Prescribed Learning Outcomes.

Achievement Indicators may be useful to provincial examination development teams and inform the development of exam items. However, examination questions, item formats, exemplars, rubrics, or scoring guides will not necessarily be limited to the Achievement Indicators included in the Integrated Resource Packages.

Specifications for provincial examinations are available online at www.bced.gov.bc.ca/exams/specs/

CLASSROOM ASSESSMENT AND EVALUATION

Assessment is the systematic gathering of information about what students know, are able to do, and are working toward. Assessment evidence can be collected using a wide variety of methods, such as

- observation
- student self-assessments and peer assessments
- quizzes and tests (written, oral, practical)
- samples of student work
- projects and presentations
- oral and written reports
- journals and learning logs
- performance reviews
- portfolio assessments

Assessment of student performance is based on the information collected through assessment activities. Teachers use their insight, knowledge about learning, and experience with students, along with the specific criteria they establish, to make judgments about student performance in relation to Prescribed Learning Outcomes.

Three major types of assessment can be used in conjunction to support student achievement.

- Assessment for learning is assessment for the purpose of greater learning achievement.
- Assessment as learning is assessment as a process of developing and supporting students' active participation in their own learning.
- Assessment of learning is assessment for the purpose of providing evidence of achievement for reporting.

Assessment for Learning

Classroom assessment for learning provides ways to engage and encourage students to become involved in their own day-to-day assessment – to acquire the skills of thoughtful self-assessment and to promote their own achievement.

This type of assessment serves to answer the following questions:

- What do students need to learn to be successful?
- What does the evidence of this learning look like?

Assessment for learning is criterion-referenced, in which a student's achievement is compared to established criteria rather than to the performance of other students. Criteria are based on Prescribed Learning Outcomes, as well as on Suggested Achievement Indicators or other learning expectations.

Students benefit most when assessment feedback is provided on a regular, ongoing basis. When assessment is seen as an opportunity to promote learning rather than as a final judgment, it shows students their strengths and suggests how they can develop further. Students can use this information to redirect their efforts, make plans, communicate with others (e.g., peers, teachers, parents) about their growth, and set future learning goals.

Assessment for learning also provides an opportunity for teachers to review what their students are learning and what areas need further attention. This information can be used to inform teaching and create a direct link between assessment and instruction. Using assessment as a way of obtaining feedback on instruction supports student achievement by informing teacher planning and classroom practice.

Assessment as Learning

Assessment as learning actively involves students in their own learning processes. With support and guidance from their teacher, students take responsibility for their own learning, constructing meaning for themselves. Through a process of continuous self-assessment, students develop the ability to take stock of what they have already learned, determine what they have not yet learned, and decide how they can best improve their own achievement.

Although assessment as learning is student-driven, teachers can play a key role in facilitating how this assessment takes place. By providing regular opportunities for reflection and self-assessment, teachers can help students develop, practise, and become comfortable with critical analysis of their own learning.

Assessment of Learning

Assessment of learning can be addressed through summative assessment, including large-scale assessments and teacher assessments. These summative assessments can occur at the end of the year or at periodic stages in the instructional process.

Large-scale assessments, such as Foundation Skills Assessment (FSA) and Graduation Program exams, gather information on student performance throughout the province and provide information for the development and revision of curriculum. These assessments are used to make judgments about students' achievement in relation to provincial and national standards.

Assessment of learning is also used to inform formal reporting of student achievement.

For Ministry of Education reporting policy, refer to www.bced.gov.bc.ca/policy/policies/student_reporting.htm

For more information about assessment for, as, and of learning, refer to *Rethinking Assessment with Purpose in Mind*, developed by the Western and Northern Canadian Protocol (WNCP).

This resource is available online at www.wncp.ca/

Criterion-Referenced Assessment and Evaluation

In criterion-referenced evaluation, a student's performance is compared to established criteria rather than to the performance of other students. Evaluation in relation to prescribed curriculum requires that criteria be established based on the Prescribed Learning Outcomes.

Assessment for Learning	Assessment as Learning	Assessment of Learning
<p>Formative assessment is ongoing in the classroom</p> <ul style="list-style-type: none"> • teacher assessment, student self-assessment, and/or student peer assessment • criterion-referenced – criteria based on Prescribed Learning Outcomes identified in the provincial curriculum, reflecting performance in relation to a specific learning task • involves both teacher and student in a process of continual reflection and review about progress • teachers adjust their plans and engage in corrective teaching in response to formative assessment 	<p>Formative assessment is ongoing in the classroom</p> <ul style="list-style-type: none"> • self-assessment • provides students with information on their own achievement and prompts them to consider how they can continue to improve their learning • student-determined criteria based on previous learning and personal learning goals • students use assessment information to make adaptations to their learning process and to develop new understandings 	<p>Summative assessment occurs at end of year or at key stages</p> <ul style="list-style-type: none"> • teacher assessment • may be either criterion-referenced (based on Prescribed Learning Outcomes) or norm-referenced (comparing student achievement to that of others) • information on student performance can be shared with parents/guardians, school and district staff, and other education professionals (e.g., for the purposes of curriculum development) • used to make judgments about students' performance in relation to provincial standards

Criteria are the basis for evaluating student progress. They identify, in specific terms, the critical aspects of a performance or a product that indicate how well the student is meeting the Prescribed Learning Outcomes. For example, weighted criteria, rating scales, or scoring guides (reference sets) are ways that student performance can be evaluated using criteria.

Wherever possible, students should be involved in setting the assessment criteria. This helps students develop an understanding of what high-quality work or performance looks like.

Criterion-referenced assessment and evaluation may involve these steps:

- | | |
|----------------|--|
| Step 1 | Identify the Prescribed Learning Outcomes and Suggested Achievement Indicators (as articulated in this IRP) that will be used as the basis for assessment. |
| Step 2 | Establish criteria. When appropriate, involve students in establishing criteria. |
| Step 3 | Plan learning activities that will help students gain the knowledge, skills, or attitudes outlined in the criteria. |
| Step 4 | Prior to the learning activity, inform students of the criteria against which their work will be evaluated. |
| Step 5 | Provide examples of the desired levels of performance. |
| Step 6 | Conduct the learning activities. |
| Step 7 | Use appropriate assessment instruments (e.g., rating scale, checklist, scoring guide) and methods (e.g., observation, collection, self-assessment) based on the particular assignment and student. |
| Step 8 | Review the assessment data and evaluate each student's level of performance or quality of work in relation to criteria. |
| Step 9 | Where appropriate, provide feedback and/or a letter grade to indicate how well the criteria are met. |
| Step 10 | Communicate the results of the assessment and evaluation to students and parents/guardians. |



STUDENT ACHIEVEMENT

Grade 8

QUICK NAVIGATION TIPS

- Prescribed Learning Outcomes are mandated by the *School Act*; they are legally required, not optional.
- The Prescribed Learning Outcomes are numbered for ease of use and do not indicate a linear delivery.
- General Learning Expectations are summaries of the Prescribed Learning Outcomes in the relevant organizer (they are not legally required).
- Achievement Indicators are a comprehensive range of indicators of what the learning might look like for each Prescribed Learning Outcome. They may also be used as assessment criteria. They are suggested, and teachers may substitute, adapt, or add to these indicators.
- Bolded terms in the Prescribed Learning Outcomes and Suggested Achievement Indicators are defined in the Glossary section.
- See the Considerations for Program Delivery section and Key Elements for essential understandings underlying the curriculum.

ORAL LANGUAGE (SPEAKING AND LISTENING)

PURPOSES (ORAL LANGUAGE)

General Learning Expectation: Students use oral language to interact and collaborate with others in a variety of contexts, to express themselves effectively, and to listen purposefully (e.g., understand the perspectives of others, explore and respond to ideas).

Prescribed Learning Outcomes	Suggested Achievement Indicators
<p><i>It is expected that students will:</i></p>	<p><i>The following suggested indicators may be used to assess student achievement for each corresponding Prescribed Learning Outcome.</i></p> <p><i>By the end of Grade 8, students who have fully met the Prescribed Learning Outcome are able to:</i></p>
<p>A1 interact and collaborate in pairs and groups to</p> <ul style="list-style-type: none"> – support the learning of self and others – explore experiences, ideas, and information – understand the perspectives of others – comprehend and respond to a variety of texts – create a variety of texts 	<ul style="list-style-type: none"> <input type="checkbox"/> collaborate with members of a group (e.g., listen and speak respectfully, ask questions, take turns, cooperate, disagree courteously) to achieve a common purpose (e.g., discuss social issues, compare characters, explore themes) <input type="checkbox"/> determine and distribute group roles and responsibilities (e.g., listen to and carry out instructions; take turns as leader, timekeeper, recorder, contributor, reporter) <input type="checkbox"/> express opinions and ideas and encourage the opinions and ideas of others (e.g., invite participation, acknowledge other perspectives) <input type="checkbox"/> demonstrate active nonverbal participation in group activities (e.g., physical proximity to group, eye contact, facial expression)

Oral language, reading, and writing need to be taught and learned in an integrated way.

Prescribed Learning Outcomes	Suggested Achievement Indicators
<p>A2 express ideas and information in a variety of situations and forms to</p> <ul style="list-style-type: none"> – explore and respond – recall and describe – narrate and explain – persuade and support – engage and entertain 	<ul style="list-style-type: none"> <input type="checkbox"/> identify and describe purpose for speaking <input type="checkbox"/> sustain group and class discussions through relevant and thoughtful contributions (e.g., build on other students’ ideas) <input type="checkbox"/> provide clear organizational cues when presenting or discussing (e.g., use transition words and phrases) <input type="checkbox"/> modify language, ideas, and information in relation to the needs and interests of the audience <input type="checkbox"/> present ideas, information, and emotions in an imaginative and relevant way (e.g., description, significant details)
<p>A3 listen to comprehend, interpret, and evaluate ideas and information from a variety of texts, considering</p> <ul style="list-style-type: none"> – purpose – messages – tone – structure – effects and impact – bias 	<ul style="list-style-type: none"> <input type="checkbox"/> identify the purpose of the text, and the evidence used to support that purpose <input type="checkbox"/> identify persuasive techniques (e.g., statistics, real-life examples) <input type="checkbox"/> summarize and clarify ideas and information (e.g., take turns summarizing text with a partner, ask questions to clarify understanding) <input type="checkbox"/> describe the effects and impact of tone (e.g., identify words that create an emotional effect) <input type="checkbox"/> attend to organizational cues in text (e.g., transitions, emphasis) <input type="checkbox"/> recognize text-specific devices and elements (e.g., sound devices, setting) <input type="checkbox"/> make judgments about the effectiveness of the text (e.g., in relation to purpose, ideas, techniques) <input type="checkbox"/> identify and explain possible bias (e.g., “The presenter only gave positive examples to prove...”)

Oral language, reading, and writing need to be taught and learned in an integrated way.

STRATEGIES (ORAL LANGUAGE)

General Learning Expectation: Students selectively use a range of speaking and listening strategies to increase success at interacting and collaborating, including specific strategies to prepare and deliver oral communications, express ideas, and analyse texts (e.g., contribute ideas, planning, and rehearsing).

Prescribed Learning Outcomes	Suggested Achievement Indicators
<p><i>It is expected that students will:</i></p>	<p><i>The following suggested indicators may be used to assess student achievement for each corresponding Prescribed Learning Outcome.</i></p> <p><i>By the end of Grade 8, students who have fully met the Prescribed Learning Outcome are able to:</i></p>
<p>A4 select and use a range of strategies to interact and collaborate with others in pairs and groups, including</p> <ul style="list-style-type: none"> – selecting methods for working together effectively – listening actively – contributing ideas and recognizing the ideas of others – demonstrating awareness of diverse points of view – reaching consensus or agreeing to differ 	<ul style="list-style-type: none"> <input type="checkbox"/> choose ways for group members to achieve task requirements (e.g., checklists, timelines) <input type="checkbox"/> create and follow classroom guidelines for interacting (e.g., listen and speak respectfully, take turns, cooperate, disagree courteously) <input type="checkbox"/> ask questions to clarify views or ideas of others <input type="checkbox"/> extend ideas stated by others <input type="checkbox"/> suggest ways to include and relate different points of view (e.g., appoint spokespersons to represent different points of view) <input type="checkbox"/> seek out multiple points of view (e.g., brainstorm various perspectives on the topic, considering culture, age, ability)
<p>A5 select and use a range of strategies to prepare oral communications, including</p> <ul style="list-style-type: none"> – interpreting a task and setting a purpose – considering audience – generating ideas – making connections among relevant knowledge and experiences – planning and rehearsing presentations 	<ul style="list-style-type: none"> <input type="checkbox"/> identify purpose and audience (e.g., choose register and diction appropriate to task and audience) <input type="checkbox"/> brainstorm or list topics or ideas <input type="checkbox"/> compare and select relevant ideas <input type="checkbox"/> organize information around key ideas or questions <input type="checkbox"/> seek out and act on suggestions of others <input type="checkbox"/> choose techniques for presenting <input type="checkbox"/> prepare visual aids, materials, and equipment for presentations

Oral language, reading, and writing need to be taught and learned in an integrated way.

Prescribed Learning Outcomes	Suggested Achievement Indicators
<p>A6 select and use a range of strategies to express ideas and information in oral communications, including</p> <ul style="list-style-type: none"> – vocal techniques – style and tone – nonverbal techniques – visual aids – organizational and memory aids – monitoring methods 	<ul style="list-style-type: none"> <input type="checkbox"/> use and adjust vocal techniques to make presentations effective and appropriate to audience (e.g., expression, audibility) <input type="checkbox"/> use and adjust nonverbal techniques to make presentations effective and appropriate to audience (e.g., eye contact, body language) <input type="checkbox"/> use props, diagrams, computer presentations, and artifacts to enhance delivery <input type="checkbox"/> use organizational and memory prompts to aid effective delivery (e.g., notes, index cards, outlines) <input type="checkbox"/> monitor listeners’ reactions (e.g., check for understanding) and make adjustments accordingly (e.g., provide definitions, give further details)
<p>A7 use listening strategies to understand, recall, and analyse a variety of texts, including</p> <ul style="list-style-type: none"> – connecting to prior knowledge – making reasonable predictions – identifying main points – generating thoughtful questions – clarifying and confirming meaning 	<ul style="list-style-type: none"> <input type="checkbox"/> explain predictions (e.g., how reached, evidence) <input type="checkbox"/> identify and restate important points (e.g., use graphic organizers, take notes) <input type="checkbox"/> use examples beyond the text when making connections (e.g., text-to-text, text-to-self, text-to-world) <input type="checkbox"/> consider and suggest a main idea or theme and provide support <input type="checkbox"/> distinguish between fact and opinion <input type="checkbox"/> identify point of view and speaker bias <input type="checkbox"/> identify when and describe why understanding failed (e.g., “The information was too complex,” “There was too much information.”) <input type="checkbox"/> act to re-establish meaning (e.g., ask for clarification or examples)

Oral language, reading, and writing need to be taught and learned in an integrated way.

THINKING (ORAL LANGUAGE)

General Learning Expectation: Students speak and listen to respond thoughtfully to text, to evaluate, and to synthesize and extend thinking (e.g., making connections, developing opinions). Students reflect on and assess their oral language skills and set and pursue goals for improvement.

Prescribed Learning Outcomes	Suggested Achievement Indicators
<p><i>It is expected that students will:</i></p>	<p><i>The following suggested indicators may be used to assess student achievement for each corresponding Prescribed Learning Outcome.</i></p> <p><i>By the end of Grade 8, students who have fully met the Prescribed Learning Outcome are able to:</i></p>
<p>A8 speak and listen to make personal responses to texts, by</p> <ul style="list-style-type: none"> – making connections with prior knowledge and experiences – describing reactions and emotions – generating thoughtful questions – developing opinions with reasons 	<ul style="list-style-type: none"> <input type="checkbox"/> use oral modes to express response to text (e.g., questions, class discussion, interview, speech, drama, poetry) <input type="checkbox"/> describe and explain connections, reactions, and emotional responses (e.g., “This reminds me of...”) <input type="checkbox"/> ask questions that deepen personal response (e.g., “How does this make me feel?” “Why do I feel this way?”) <input type="checkbox"/> state reasons for personal opinions (e.g., “The speech inspired me because...”) <input type="checkbox"/> demonstrate listening to oral texts to express a personal response through a variety of modes (e.g., journal, speech, drama, poetry, visual representation, multimedia, song)
<p>A9 speak and listen to interpret and analyze ideas and information from texts, by</p> <ul style="list-style-type: none"> – examining and comparing ideas and elements within and among texts – identifying perspectives – identifying bias and contradictions 	<ul style="list-style-type: none"> <input type="checkbox"/> determine purpose and main ideas and identify supporting evidence <input type="checkbox"/> use class- or teacher-generated criteria to identify aspects of content, presentation, and style <input type="checkbox"/> express and explain feelings or opinions evoked by the text <input type="checkbox"/> identify words, elements, and techniques that influence the audience’s feelings and attitudes (e.g., sound devices, imagery, suspense, dialogue, character) <input type="checkbox"/> discuss the point of view presented and any inconsistencies
<p>A10 speak and listen to synthesize and extend thinking, by</p> <ul style="list-style-type: none"> – personalizing ideas and information – explaining relationships among ideas and information – applying new ideas and information – transforming existing ideas and information 	<ul style="list-style-type: none"> <input type="checkbox"/> combine prior knowledge with newly acquired information and ideas <input type="checkbox"/> trace the development of own changing opinions <input type="checkbox"/> generate questions to enhance understanding, explore possibilities, and lead to further inquiry <input type="checkbox"/> defend a new idea with support <input type="checkbox"/> consider and suggest other outcomes or solutions <input type="checkbox"/> build on the ideas of others and voice new understandings <input type="checkbox"/> apply a newly acquired idea, piece of information, or strategy to a new situation or task <input type="checkbox"/> transform ideas by expanding on them (e.g., suggest a new ending, continue a narrative)

Oral language, reading, and writing need to be taught and learned in an integrated way.

Prescribed Learning Outcomes	Suggested Achievement Indicators
<p>A11 use metacognitive strategies to reflect on and assess their speaking and listening, by</p> <ul style="list-style-type: none"> – referring to criteria – setting goals for improvement – creating a plan for achieving goals – evaluating progress and setting new goals 	<ul style="list-style-type: none"> <input type="checkbox"/> contribute relevant ideas and opinions to discussions about effective speaking and listening <input type="checkbox"/> generate and select criteria for speaking and listening <input type="checkbox"/> demonstrate understanding of strategies available to increase success in speaking and listening <input type="checkbox"/> evaluate speaking and listening through meaningful self-assessment (e.g., “I had an effective introduction,” “People couldn’t hear me well enough,” “I listened for the main ideas”) <input type="checkbox"/> set new goals and create a plan for implementation (e.g., “I need to pronounce my words more clearly, so I will rehearse future presentations.”) <input type="checkbox"/> periodically review goals and assess progress (e.g., “I’m getting better at...,” “I need to continue to work on...”)

Oral language, reading, and writing need to be taught and learned in an integrated way.

FEATURES (ORAL LANGUAGE)

General Learning Expectation: Students recognize and apply the specific structures and features of oral language (e.g., syntax, usage conventions) to express themselves effectively and listen purposefully.

Prescribed Learning Outcomes	Suggested Achievement Indicators
<p><i>It is expected that students will:</i></p>	<p><i>The following suggested indicators may be used to assess student achievement for each corresponding Prescribed Learning Outcome.</i></p> <p><i>By the end of Grade 8, students who have fully met the Prescribed Learning Outcome are able to:</i></p>
<p>A12 recognize and apply the structures and features of oral language to convey and derive meaning, including</p> <ul style="list-style-type: none"> – context – text structures – syntax – diction – usage conventions – rhetorical devices – vocal techniques – nonverbal techniques 	<ul style="list-style-type: none"> <input type="checkbox"/> identify context (e.g., audience, purpose, situation) <input type="checkbox"/> select appropriate tone (e.g., formal, informal) and diction (e.g., word choice, colloquialisms) <input type="checkbox"/> when listening, demonstrate behaviours that contribute to successful listening (e.g., respectful attention and appropriate response) <input type="checkbox"/> identify and use some typical text structures (e.g., chronological order, introduction-body-conclusion) and rhetorical devices (e.g., repetition, questions) that shape meaning in texts <input type="checkbox"/> use logical syntax (e.g., subject-verb agreement) and accepted conventions of usage (e.g., pronoun agreement) <input type="checkbox"/> avoid repetitive “filler” words and expressions (e.g., like, you know, right, um) <input type="checkbox"/> in formal situations, speak with clarity, appropriate pace and volume, and with some purposeful inflection <input type="checkbox"/> when speaking, use body language and gestures to convey and clarify meaning or for emphasis <input type="checkbox"/> when listening, identify when a speaker’s gestures, body language, or emphasis suggests important information

Oral language, reading, and writing need to be taught and learned in an integrated way.

READING AND VIEWING

PURPOSES (READING AND VIEWING)

General Learning Expectation: Students independently and collaboratively read and view a variety of grade-appropriate literary, information, persuasive, and visual texts, with some complexity of ideas and form (e.g., poetry, reference material). Students read for enjoyment and to increase fluency.

Prescribed Learning Outcomes	Suggested Achievement Indicators
<p>It is expected that students will:</p>	<p>The following suggested indicators may be used to assess student achievement for each corresponding Prescribed Learning Outcome. For further information, see the BC Performance Standards for Reading.</p> <p>By the end of Grade 8, students who have fully met the Prescribed Learning Outcome are able to:</p>
<p>B1 read, both collaboratively and independently, to comprehend a variety of literary texts, including</p> <ul style="list-style-type: none"> – literature reflecting a variety of times, places, and perspectives – literature reflecting a variety of prose forms – poetry in a variety of narrative and lyric forms – significant works of Canadian literature (e.g., the study of plays, short stories, poetry, or novels) – traditional forms from Aboriginal and other cultures – student-generated material 	<ul style="list-style-type: none"> <input type="checkbox"/> identify how the key elements of a story (e.g., setting, plot, character and mood) influence each other (e.g., elements of setting influence character action, character action contributes to understanding of characterization, plot events can contribute to mood) <input type="checkbox"/> identify how elements of poetry (e.g., figurative language, form, sound devices) contribute to construction of meaning (e.g., “Robert Service uses repetition because he is writing a ballad.”) <input type="checkbox"/> make and explain inferences about the text (e.g., “The hero’s strength was his insight into the feelings of others,” “Because this took place a long time ago, she wasn’t allowed to reach her potential.”) <input type="checkbox"/> offer relevant insights regarding the text and/or author (e.g., “The speaker regrets his unkindness to his mother,” “In this poem the writer is suggesting that people are often unkind to those they love.”) <input type="checkbox"/> make and support connections between the text and personal experience (e.g., “This made me think about the use of the circle in my culture.”) <input type="checkbox"/> make and support connections to other texts (e.g., “This reminds me of when we read about the lord’s bad treatment of the serfs.”) <input type="checkbox"/> explain how descriptive language helps to create meaning (e.g., “When E.J. Pratt describes the cliff, it makes me understand the woman’s sadness.”)

Oral language, reading, and writing need to be taught and learned in an integrated way.

Prescribed Learning Outcomes	Suggested Achievement Indicators
<p>B2 read, both collaboratively and independently, to comprehend a variety of information and persuasive texts with some complexity of ideas and form, such as</p> <ul style="list-style-type: none"> – articles and reports – biographies and autobiographies – textbooks, magazines, and newspapers – print and electronic reference material – advertising and promotional material – opinion-based material – student-generated material 	<ul style="list-style-type: none"> <input type="checkbox"/> determine and state a purpose for reading (e.g., “I am looking for connections to my life in northern BC...,” “My partner and I need to find the main idea.”) <input type="checkbox"/> restate main ideas in own words <input type="checkbox"/> locate details relevant to reader’s purpose, including those provided in visual or graphic materials <input type="checkbox"/> make notes by creating categories that reflect the main ideas or topics <input type="checkbox"/> support inferences or interpretations with specific evidence from the text (e.g., “Deborah Ellis lets the women of Afghanistan tell their own stories. That way...,”) <input type="checkbox"/> use glossaries, tables of contents, indices, appendices, navigation bars, and search engines to locate specific information <input type="checkbox"/> find information from a variety of sources, including magazines, newspapers, web sites, electronic media, and anthologies
<p>B3 view, both collaboratively and independently, to comprehend a variety of visual texts, such as</p> <ul style="list-style-type: none"> – broadcast media – web sites – graphic novels – films and videos – photographs – art – visual components of print media – student-generated material 	<ul style="list-style-type: none"> <input type="checkbox"/> set a purpose for viewing (e.g., “I am looking for examples of co-operation in this documentary,” “I want to find out how climate relates to tornado activity.”) <input type="checkbox"/> explain how visual elements (e.g., line, texture, formatting, layout, colour) create meaning (e.g., “All of the images of the flood showed how terrible it was for the people who live there.”) <input type="checkbox"/> compare information from more than one visual text on the same topic (e.g., pictures of traditional dress, paintings from the Enlightenment) <input type="checkbox"/> offer reasonable interpretations of the purpose of the visual text (e.g., “I think the artist is trying to say...,” “This blog is written to help students learn math.”) <input type="checkbox"/> identify visual content that affects the viewer’s response (e.g., “I really like the lighting in Karsh’s black and white portraits,” “All the graphs and diagrams made the report seem convincing.”) <input type="checkbox"/> make and justify inferences and predictions about visual text and about material that is implicit or absent (e.g., about what happened before/after a picture, about feelings of people in photographs)

Oral language, reading, and writing need to be taught and learned in an integrated way.

Prescribed Learning Outcomes	Suggested Achievement Indicators
<p>B4 independently select and read, for sustained periods of time, texts for enjoyment and to increase fluency</p>	<ul style="list-style-type: none"> <input type="checkbox"/> choose text of appropriate difficulty (e.g., apply five-finger rule, paraphrase a paragraph) <input type="checkbox"/> select texts based on personal interest or topic of study (e.g., read back cover, choose by genre and/or author, choose resource from a text set) <input type="checkbox"/> read independently every day (e.g., 15-20 minutes in class, 30-40 minutes on own time) <input type="checkbox"/> track and/or describe independent reading (e.g., home reading logs, literary journals, book reviews, partner talk) <input type="checkbox"/> offer to read aloud to various audiences (e.g., family members, a partner, information circle, research group) <input type="checkbox"/> use knowledge of genre and text structure to improve fluency and expression when reading aloud <input type="checkbox"/> talk about independent reading as an enjoyable and shared experience (e.g., “If you like that author, you’ll like...”) <input type="checkbox"/> describe text, author, and/or genre preferences (e.g., “I’ve been reading <i>The Sky is Falling</i> because I’m interested in learning about WW II.”)

Oral language, reading, and writing need to be taught and learned in an integrated way.

STRATEGIES (READING AND VIEWING)

General Learning Expectation: Students select and use strategies before, during, and after reading and viewing (e.g., setting a purpose, predicting) to anticipate content, and to construct, confirm, and extend meaning.

Prescribed Learning Outcomes	Suggested Achievement Indicators
<p><i>It is expected that students will:</i></p>	<p><i>The following suggested indicators may be used to assess student achievement for each corresponding Prescribed Learning Outcome. For further information, see the BC Performance Standards for Reading.</i></p> <p><i>By the end of Grade 8, students who have fully met the Prescribed Learning Outcome are able to:</i></p>
<p>B5 before reading and viewing, select and use a range of strategies to anticipate content and construct meaning, including</p> <ul style="list-style-type: none"> – interpreting a task – setting a purpose – accessing prior knowledge – making logical predictions – generating guiding questions 	<ul style="list-style-type: none"> <input type="checkbox"/> articulate/discuss a purpose for reading and viewing <input type="checkbox"/> brainstorm/explain what is already known about the topic and genre/form <input type="checkbox"/> use a variety of alternative sources to locate information and expand background knowledge about the topic (e.g., encyclopedia, Internet, books, articles) <input type="checkbox"/> sort and categorize vocabulary/key terms/images provided <input type="checkbox"/> state and support predictions based on prior knowledge and preview of the text <input type="checkbox"/> generate and ask questions to guide reading and viewing <input type="checkbox"/> record ideas in a graphic organizer
<p>B6 during reading and viewing, select and use a range of strategies to construct, monitor, and confirm meaning, including</p> <ul style="list-style-type: none"> – predicting, questioning, visualizing, and making connections – making inferences and drawing conclusions – differentiating main ideas and supporting details – summarizing – using text features – determining the meaning of unknown words and phrases – self-monitoring and self-correcting 	<ul style="list-style-type: none"> <input type="checkbox"/> discuss and/or explain predictions (e.g., compare new information to predictions) <input type="checkbox"/> generate, share, and/or record questions and inferences <input type="checkbox"/> describe, sketch, or use graphic organizers to record mental images <input type="checkbox"/> identify and communicate connections (e.g., text-to-text, text-to-self, text-to-world) made while reading (e.g., concept map, journal response, coding text, partner chats) <input type="checkbox"/> identify graphic and visual cues used to find information and clarify understanding (e.g., glossaries, summaries, questions in text, outlines, sidebars, navigation bars, and hyperlinks) <input type="checkbox"/> make relevant notes using logical categories (e.g., outlines, mind maps, timelines) <input type="checkbox"/> restate main ideas/events in own words <input type="checkbox"/> use context cues, word structure, illustrations, and classroom resources to figure out unfamiliar vocabulary <input type="checkbox"/> identify when meaning-making is breaking down

Oral language, reading, and writing need to be taught and learned in an integrated way.

Prescribed Learning Outcomes	Suggested Achievement Indicators
<p>B7 after reading and viewing, select and use a range of strategies to extend and confirm meaning, including</p> <ul style="list-style-type: none"> – responding to text – asking questions – reviewing text and purpose for reading – making inferences and drawing conclusions – summarizing, synthesizing, and applying ideas 	<ul style="list-style-type: none"> <input type="checkbox"/> consider and express initial response (e.g., journal entry, partner talk, whole-group discussion) <input type="checkbox"/> generate and communicate questions related to and going beyond the text <input type="checkbox"/> re-state or redefine purpose for reading/viewing <input type="checkbox"/> state the main ideas and provide supporting details <input type="checkbox"/> suggest inferences and conclusions supported by evidence from the text <input type="checkbox"/> consider and express alternative interpretations <input type="checkbox"/> compare the ideas expressed in the text to ideas from other sources (e.g., prior knowledge, partner talk, class discussions, secondary texts, media sources) <input type="checkbox"/> generate and integrate new ideas (e.g., suggest an alternative approach; articulate personal change; based on new understanding/information, suggest what is missing in other texts)

Oral language, reading, and writing need to be taught and learned in an integrated way.

THINKING (READING AND VIEWING)

General Learning Expectation: Students describe personal connections to text. They interpret and analyse information from texts and use what they have read and viewed to synthesize and extend their thinking by applying new ideas. Students reflect on and assess their reading and viewing skills and set and pursue goals for improvement.

Prescribed Learning Outcomes	Suggested Achievement Indicators
<p><i>It is expected that students will:</i></p>	<p><i>The following suggested indicators may be used to assess student achievement for each corresponding Prescribed Learning Outcome. For further information, see the BC Performance Standards for Reading.</i></p> <p><i>By the end of Grade 8, students who have fully met the Prescribed Learning Outcome are able to:</i></p>
<p>B8 explain and support personal responses to texts, by</p> <ul style="list-style-type: none"> – making connections with prior knowledge and experiences – describing reactions and emotions – generating thoughtful questions – developing opinions using evidence 	<ul style="list-style-type: none"> <input type="checkbox"/> offer and explain connections between a text and own ideas, beliefs, experiences, and feelings (e.g., “I think that...,” “This reminds me of...”) <input type="checkbox"/> make and support connections to reading and viewing selections (e.g., “The image of the cramped Japanese hotel reminds me of the cabins at summer camp. Both...”) <input type="checkbox"/> describe and discuss emotions evoked by a text supported by reasons, explanations, and evidence (e.g., “I felt worried because her father was...”) <input type="checkbox"/> pose questions that demonstrate personal connections to the text or author (e.g., “What would I do if I were in this situation?”) <input type="checkbox"/> express opinions regarding a text supported by reasons, explanations, and evidence (e.g., “I think Stargirl is not as secure as she seems. She...”)
<p>B9 interpret and analyse ideas and information from texts, by</p> <ul style="list-style-type: none"> – making and supporting judgments – examining and comparing ideas and elements within and among texts – identifying points of view – identifying bias and contradictions 	<ul style="list-style-type: none"> <input type="checkbox"/> make judgments about the text based on evidence (e.g., “The argument in this passage does not prove the author’s points. She should have considered...”) <input type="checkbox"/> recognize significant patterns in text (e.g., “In the film, the music gets scary every time the hero is in danger.”) <input type="checkbox"/> examine and compare ideas and information from a variety of texts (e.g., “In <i>The Outsiders</i>, Johnny’s struggle to survive is different from...”) <input type="checkbox"/> discuss a point of view presented in a text (e.g., “Kerry does not believe in...”) <input type="checkbox"/> identify and describe contradictions within texts (e.g., “The statistics in the pie graph don’t match those in the passage. If you look at the chart...”) <input type="checkbox"/> identify and evaluate assumptions implicit within texts (e.g., “The author is probably a teacher. She understands how busy students are.”)

Oral language, reading, and writing need to be taught and learned in an integrated way.

Prescribed Learning Outcomes	Suggested Achievement Indicators
<p>B10 synthesize and extend thinking about texts, by</p> <ul style="list-style-type: none"> – personalizing ideas and information – explaining relationships among ideas and information – applying new ideas and information – transforming existing ideas and information 	<ul style="list-style-type: none"> <input type="checkbox"/> integrate new information into existing knowledge and beliefs (e.g., describe relationship between new and background knowledge) <input type="checkbox"/> combine perspectives relating to a text (e.g., combine own and others’ perspectives) <input type="checkbox"/> juxtapose and merge related ideas (e.g., describe the similarities between characters’ choices) <input type="checkbox"/> use key ideas and relevant details from texts to create representations/responses/artifacts (e.g., create a chart, web, or diagram that demonstrates connections between ideas presented and personal thinking) <input type="checkbox"/> consider developments extending beyond the text (e.g., suggest alternative and/or creative outcomes)
<p>B11 use metacognitive strategies to reflect on and assess their reading and viewing, by</p> <ul style="list-style-type: none"> – referring to criteria – setting goals for improvement – creating a plan for achieving goals – evaluating progress and setting new goals 	<ul style="list-style-type: none"> <input type="checkbox"/> contribute relevant ideas and opinions to discussions about effective reading and viewing <input type="checkbox"/> generate and select criteria for reading and viewing <input type="checkbox"/> identify strengths as readers and viewers using vocabulary from class-developed criteria and/or other criteria <input type="checkbox"/> demonstrate understanding of strategies available to increase success in reading and viewing <input type="checkbox"/> evaluate reading and viewing through meaningful self-assessment (e.g., “I was able to paraphrase the author’s main point.”) <input type="checkbox"/> set new goals and create a plan for implementation (e.g., “I want to expand my vocabulary by creating a personal word list.”) <input type="checkbox"/> periodically review goals and assess progress (e.g., “I’m getting better at...,” “I need to continue to work on...”)

Oral language, reading, and writing need to be taught and learned in an integrated way.

FEATURES (READING AND VIEWING)

General Learning Expectation: Students recognize and explain how text structures and features (e.g., form and genre) enhance understanding of text. They continue to demonstrate increased skill in the use of vocabulary specific to task and purpose.

Prescribed Learning Outcomes	Suggested Achievement Indicators
<p><i>It is expected that students will:</i></p>	<p><i>The following suggested indicators may be used to assess student achievement for each corresponding Prescribed Learning Outcome. For further information, see the BC Performance Standards for Reading.</i></p> <p><i>By the end of Grade 8, students who have fully met the Prescribed Learning Outcome are able to:</i></p>
<p>B12 recognize and explain how structures and features of text shape readers' and viewers' construction of meaning, including</p> <ul style="list-style-type: none"> – form and genre – functions of text – literary elements – literary devices – use of language – non-fiction elements – visual/artistic devices 	<ul style="list-style-type: none"> <input type="checkbox"/> identify structures of text (e.g., stanza, paragraph, position statement) <input type="checkbox"/> explain the function of a text (e.g., to describe, inform, narrate) <input type="checkbox"/> explain how literary elements contribute to understanding (e.g., conflict reveals the character's motivation) <input type="checkbox"/> explain how literary devices contribute to understanding (e.g., imagery in a poem develops the theme) <input type="checkbox"/> describe how the author's use of language contributes to understanding (e.g., character's dialect reveals his or her background) <input type="checkbox"/> explain the function of non-fiction elements (e.g., thesis statement introduces the author's perspective) <input type="checkbox"/> explain the function of visual/artistic devices (e.g., camera angle intensifies suspense)
<p>B13 demonstrate increasing word skills and vocabulary knowledge, by</p> <ul style="list-style-type: none"> – analysing the origins and roots of words – determining meanings and uses of words based on context – using vocabulary appropriate to audience and purpose 	<ul style="list-style-type: none"> <input type="checkbox"/> apply knowledge of word origins and word relationships to determine meaning (e.g., most common prefixes and suffixes) <input type="checkbox"/> derive word meanings from context and verify those meanings (e.g., substitute synonyms to figure out unfamiliar or challenging words) <input type="checkbox"/> explain why an author might have chosen a word that has multiple connotative meanings (e.g., Dad, Father, Papa) <input type="checkbox"/> identify new vocabulary introduced in texts, including vocabulary related to English Language Arts and other subject areas <input type="checkbox"/> use newly acquired vocabulary in speaking and writing experiences <input type="checkbox"/> choose to use or avoid colloquialisms

Oral language, reading, and writing need to be taught and learned in an integrated way.

WRITING AND REPRESENTING

PURPOSES (WRITING AND REPRESENTING)

General Learning Expectation: Students create a variety of texts, including meaningful personal texts, purposeful information texts, and effective imaginative texts, for a variety of purposes (e.g., experiment, make connections).

Prescribed Learning Outcomes	Suggested Achievement Indicators
<p><i>It is expected that students will:</i></p>	<p><i>The following suggested indicators may be used to assess student achievement for each corresponding Prescribed Learning Outcome. For further information, see the BC Performance Standards for Writing.</i></p> <p><i>By the end of Grade 8, students who have fully met the Prescribed Learning Outcome are able to:</i></p>
<p>C1 write meaningful personal texts that explore ideas and information to</p> <ul style="list-style-type: none"> – experiment – express self – make connections – reflect and respond – remember and recall 	<ul style="list-style-type: none"> <input type="checkbox"/> experiment with various forms of personal writing, including impromptu, to explore ideas, feelings, and opinions (e.g., experiment with various views and voices) <input type="checkbox"/> express ideas, feelings, insights, and personal views through sustained writing <input type="checkbox"/> make connections between experiences and/or texts (e.g., integrate new ideas and opinions) <input type="checkbox"/> reflect on and respond to a topic/issue/theme to develop an opinion <input type="checkbox"/> remember and recall relevant details from texts and prior experiences
<p>C2 write purposeful information texts that express ideas and information to</p> <ul style="list-style-type: none"> – explore and respond – record and describe – analyse and explain – persuade – engage 	<ul style="list-style-type: none"> <input type="checkbox"/> explore and respond to ideas and information through various forms of information writing, including impromptu <input type="checkbox"/> write information text that accomplishes a clearly stated purpose (e.g., instructions to be followed; includes details to support a thesis) <input type="checkbox"/> use relevant details to express and justify a viewpoint <input type="checkbox"/> include details that anticipate and answer some of the reader’s questions <input type="checkbox"/> modify language in relation to the needs and interests of the audience <input type="checkbox"/> present ideas and information in a purposeful and relevant way (e.g., description, narration) <p><i>See “Features” section for additional criteria relating to features and conventions.</i></p>

Oral language, reading, and writing need to be taught and learned in an integrated way.

Prescribed Learning Outcomes	Suggested Achievement Indicators
<p>C3 write effective imaginative texts to explore ideas and information to</p> <ul style="list-style-type: none"> – make connections and develop insights – explore literary forms and techniques – experiment with language and style – engage and entertain 	<ul style="list-style-type: none"> <input type="checkbox"/> express ideas, feelings, insights, and personal views through sustained writing <input type="checkbox"/> create various forms or genres of imaginative writing, including impromptu, that develop ideas through details, images, and emotions <input type="checkbox"/> develop ideas and emotions indirectly (e.g., dialogue, showing characters through their actions) <input type="checkbox"/> use figurative language to enhance meaning and emotion <input type="checkbox"/> write creative texts that consider audience and purpose
<p>C4 create thoughtful representations that communicate ideas and information to</p> <ul style="list-style-type: none"> – explore and respond – record and describe – explain and persuade – engage 	<ul style="list-style-type: none"> <input type="checkbox"/> demonstrate imaginative connections to personal feelings, experiences, and opinions <input type="checkbox"/> create representations that convey information and/or emotion for a specific purpose and audience <input type="checkbox"/> develop key ideas through details, images, and emotions <input type="checkbox"/> experiment with visual/artistic devices and forms to create impact and enhance communication <p><i>See “Features” section for additional criteria relating to features and conventions.</i></p>

Oral language, reading, and writing need to be taught and learned in an integrated way.

STRATEGIES (WRITING AND REPRESENTING)

General Learning Expectation: Students select and use a range of strategies to increase success at writing and representing (e.g., setting a purpose, organizing ideas).

Prescribed Learning Outcomes	Suggested Achievement Indicators
<p><i>It is expected that students will:</i></p>	<p><i>The following suggested indicators may be used to assess student achievement for each corresponding Prescribed Learning Outcome. For further information, see the BC Performance Standards for Writing.</i></p> <p><i>By the end of Grade 8, students who have fully met the Prescribed Learning Outcome are able to:</i></p>
<p>C5 select and use a range of strategies to generate, develop, and organize ideas for writing and representing, including</p> <ul style="list-style-type: none"> – making connections – setting a purpose and considering audience – gathering and summarizing ideas from personal interest, knowledge, and inquiry – analysing writing samples or models – setting class-generated criteria 	<ul style="list-style-type: none"> <input type="checkbox"/> consider prior knowledge and other sources (e.g., writing about what they know and care about, building on others' ideas, research from a variety of sources) <input type="checkbox"/> discuss purpose and identify an audience for writing or representing <input type="checkbox"/> generate, collect, and develop ideas in a variety of ways (e.g., brainstorming, free-writing, interviewing) <input type="checkbox"/> categorize and organize ideas and information using outlines and graphic organizers before and during writing/representing <input type="checkbox"/> record sources for citation during research and note taking <input type="checkbox"/> conceptualize the final product and plan the steps to achieve it <input type="checkbox"/> examine models of the genre and form, and identify and analyse characteristics <input type="checkbox"/> generate class criteria for writing and representing (e.g., variety of sentence types and lengths, elements specific to genre and/or form)
<p>C6 select and use a range of drafting and composing strategies while writing and representing, including</p> <ul style="list-style-type: none"> – using a variety of sources to collect ideas and information – generating text – organizing ideas and information – analysing writing samples or models – creating and consulting criteria 	<ul style="list-style-type: none"> <input type="checkbox"/> expand ideas from prewriting to writing/representing (e.g., refer to notes for additional ideas, ask for and incorporate feedback from others) <input type="checkbox"/> consult a variety of texts for ideas and information and as models <input type="checkbox"/> compose and share work in progress (e.g., peer and teacher conferences, PQP) <input type="checkbox"/> identify and restate main points in order to clarify meaning <input type="checkbox"/> use models to assist in understanding form (e.g., short story, essay, ad) and features (e.g., use of dialogue, provocative introduction, visual elements such as font and colour) <input type="checkbox"/> use print and electronic references and tools while drafting (e.g., dictionaries, graphics programs, cut/paste) <input type="checkbox"/> refer to self-generated, class, school, and provincial criteria

Oral language, reading, and writing need to be taught and learned in an integrated way.

Prescribed Learning Outcomes	Suggested Achievement Indicators
<p>C7 select and use a range of strategies to revise, edit, and publish writing and representing, including</p> <ul style="list-style-type: none"> – checking work against established criteria – enhancing supporting details and examples – refining specific aspects and features of text – proofreading 	<ul style="list-style-type: none"> <input type="checkbox"/> persevere through the revision process until a satisfactory product is achieved <input type="checkbox"/> reconsider or review for specific features or established criteria (e.g., supporting details, sentence variety, effectiveness of visual elements) <input type="checkbox"/> select areas for revision and revise to enhance work <input type="checkbox"/> review and confirm organization (e.g., sequencing, transitions, development of ideas) <input type="checkbox"/> accept and incorporate some revision suggestions from peers and teacher (e.g., more descriptive language, add detail to illustration) <input type="checkbox"/> edit and proofread for clarity, spelling, and punctuation, and overall appearance <input type="checkbox"/> attend to presentation details appropriate to medium (e.g., legibility, visual impact, spatial organization)

Oral language, reading, and writing need to be taught and learned in an integrated way.

THINKING (WRITING AND REPRESENTING)

General Learning Expectation: Students use writing and representing to articulate personal responses, analyse ideas and information, and synthesize and extend their thinking. They reflect on and assess their writing and representing skills and set and pursue goals for improvement.

Prescribed Learning Outcomes	Suggested Achievement Indicators
<p>It is expected that students will:</p>	<p>The following suggested indicators may be used to assess student achievement for each corresponding Prescribed Learning Outcome. For further information, see the BC Performance Standards for Writing.</p> <p>By the end of Grade 8, students who have fully met the Prescribed Learning Outcome are able to:</p>
<p>C8 write and represent to explain and support personal responses to texts, by</p> <ul style="list-style-type: none"> – making connections with prior knowledge and experiences – describing reactions and emotions – generating thoughtful questions – developing opinions using evidence 	<ul style="list-style-type: none"> <input type="checkbox"/> suggest and support connections among own ideas, beliefs, experiences, feelings, and/or texts (e.g., Student writes, “The fires in the Interior were similar to...”) <input type="checkbox"/> describe and discuss reactions to text supported by reasons, explanations, and evidence (e.g., Student writes, “I’m frustrated about this because...”) <input type="checkbox"/> pose open-ended questions about the text or author (e.g., Student writes, “Why did the author choose to...?”) <input type="checkbox"/> express opinions regarding a text supported by reasons, explanations, and evidence (e.g., Student writes, “There is no way that we will be able to agree on a single solution because...”) <input type="checkbox"/> respond in various forms (e.g., written, visual, kinesthetic, electronic) <input type="checkbox"/> use vocabulary that expresses a depth and range of response
<p>C9 write and represent to interpret and analyse ideas and information from texts, by</p> <ul style="list-style-type: none"> – making and supporting judgments – examining and comparing ideas and elements within and among texts – identifying points of view – identifying bias and contradictions 	<ul style="list-style-type: none"> <input type="checkbox"/> make judgments based on evidence (e.g., rank and explain reasoning for their five favourite movies) <input type="checkbox"/> assess the effectiveness of ideas and information (e.g., identify and analyse a viewpoint) <input type="checkbox"/> examine and compare ideas and information from a variety of texts (e.g., write a journal entry comparing protagonists’ problems) <input type="checkbox"/> recognize and describe own and others’ viewpoints (e.g., Student writes, “I really think... but my parents think...”) <input type="checkbox"/> identify assumptions within texts (e.g., Student writes, “Nobody in the story takes into account...”)

Oral language, reading, and writing need to be taught and learned in an integrated way.

Prescribed Learning Outcomes	Suggested Achievement Indicators
<p>C10 write and represent to synthesize and extend thinking, by</p> <ul style="list-style-type: none"> – personalizing ideas and information – explaining relationships among ideas and information – applying new ideas and information – transforming existing ideas and information 	<ul style="list-style-type: none"> <input type="checkbox"/> integrate new information into existing knowledge and beliefs (e.g., describe relationship between new and background knowledge) <input type="checkbox"/> combine perspectives relating to a text (e.g., combine own and others' perspectives) <input type="checkbox"/> juxtapose and merge related ideas (e.g., describe the similarities between characters' choices) <input type="checkbox"/> use key ideas and relevant details from texts to create representations/responses (e.g., create a chart, web, or diagram that demonstrates connections between ideas presented and personal thinking) <input type="checkbox"/> develop extensions or revisions of texts (e.g., suggest alternative and/or creative outcomes, integrate a different perspective)
<p>C11 use metacognitive strategies to reflect on and assess their writing and representing, by</p> <ul style="list-style-type: none"> – relating their work to criteria – setting goals for improvement – creating a plan for achieving goals – evaluating progress and setting new goals 	<ul style="list-style-type: none"> <input type="checkbox"/> contribute relevant ideas and opinions to discussions about effective writing and representing (e.g., "This short story uses lots of sensory details.") <input type="checkbox"/> generate and select criteria specific to writing tasks <input type="checkbox"/> identify strengths and areas for growth as authors using vocabulary from class-developed and/or other criteria (e.g., "I'm getting better at sticking to the topic, but I didn't use precise vocabulary.") <input type="checkbox"/> identify and assess strategies used in writing/representing <input type="checkbox"/> set personal goals for writing and representing (e.g., "I need to use more powerful words to describe things.") <input type="checkbox"/> develop and implement a plan to achieve the goals (e.g., "I will start a list of powerful words and add to it every week.") <input type="checkbox"/> periodically review goals and assess progress (e.g., "I'm getting better at..." "I need to continue to work on...")

Oral language, reading, and writing need to be taught and learned in an integrated way.

FEATURES (WRITING AND REPRESENTING)

General Learning Expectation: Students use elements of style, form, and convention (e.g., syntax, organization), appropriate to purpose and audience, to enhance writing and representing.

Prescribed Learning Outcomes	Suggested Achievement Indicators
<p><i>It is expected that students will:</i></p>	<p><i>The following suggested indicators may be used to assess student achievement for each corresponding Prescribed Learning Outcome. For further information, see the BC Performance Standards for Writing.</i></p> <p><i>By the end of Grade 8, students who have fully met the Prescribed Learning Outcome are able to:</i></p>
<p>C12 use and experiment with elements of style in writing and representing, appropriate to purpose and audience, to enhance meaning and artistry, including</p> <ul style="list-style-type: none"> – syntax and sentence fluency – diction – point of view – literary devices – visual/artistic devices 	<p>Syntax/Sentence Fluency</p> <ul style="list-style-type: none"> <input type="checkbox"/> use a variety of sentence lengths and structures <input type="checkbox"/> use a variety of sentence types for effect <input type="checkbox"/> deliberately use sentence fragments for effect <input type="checkbox"/> combine sentences using subordinate and independent clauses <input type="checkbox"/> use transitional words/phrases within and between sentences and paragraphs <p>Diction</p> <ul style="list-style-type: none"> <input type="checkbox"/> experiment with vocabulary <input type="checkbox"/> use clear language and content words effectively <input type="checkbox"/> demonstrate increasing specificity of language <input type="checkbox"/> experiment with word choice and phrasing based on audience and purpose (e.g., colloquial language between characters) <p>Point of View</p> <ul style="list-style-type: none"> <input type="checkbox"/> incorporate appropriate register based on audience and purpose <input type="checkbox"/> maintain consistent tone <input type="checkbox"/> maintain a consistent point of view <input type="checkbox"/> reveal individual perspective <p>Literary Devices</p> <ul style="list-style-type: none"> <input type="checkbox"/> use descriptive/sensory details to develop ideas <input type="checkbox"/> create effective images through figurative and evocative language <input type="checkbox"/> incorporate literary devices to enhance meaning <p>Visual/Artistic Devices</p> <ul style="list-style-type: none"> <input type="checkbox"/> choose a form appropriate to purpose <input type="checkbox"/> show attention to detail and some control of form <input type="checkbox"/> integrate visual elements and language to develop meaning (e.g., colour, camera angle)

Oral language, reading, and writing need to be taught and learned in an integrated way.

Prescribed Learning Outcomes	Suggested Achievement Indicators
<p>C13 use and experiment with elements of form in writing and representing, appropriate to purpose and audience, to enhance meaning and artistry, including</p> <ul style="list-style-type: none"> – organization of ideas and information – text features and visual/artistic devices 	<p>Organization of Ideas and Information</p> <ul style="list-style-type: none"> <input type="checkbox"/> follow “rules” of a specific form or genre to match the writing task <input type="checkbox"/> use internal elements/text structures (e.g., salutation in letter, “hook” in paragraph) appropriate to purpose and audience <input type="checkbox"/> unify writing with a controlling purpose <input type="checkbox"/> begin with an effective introduction/engaging opening (e.g., clearly indicates purpose, grabs reader’s attention) <input type="checkbox"/> develop a sequence of ideas with helpful transitions <input type="checkbox"/> finish with a logical conclusion/effective ending <p>Text Features and Visual/Artistic Devices</p> <ul style="list-style-type: none"> <input type="checkbox"/> include text features when appropriate (e.g., diagrams, graphics) <input type="checkbox"/> include visual/artistic devices when appropriate (e.g., labels, colour, space) clearly and effectively to enhance meaning <input type="checkbox"/> integrate visual/artistic devices and language to develop meaning
<p>C14 use conventions in writing and representing, appropriate to purpose and audience, to enhance meaning and artistry, including</p> <ul style="list-style-type: none"> – grammar and usage – punctuation, capitalization, and Canadian spelling – copyright and citation of references – presentation/layout 	<p>Grammar and Usage</p> <ul style="list-style-type: none"> <input type="checkbox"/> use coordinating and subordinating conjunctions to create compound and complex sentence structures with few run-ons or fragments <input type="checkbox"/> maintain subject-verb agreement and pronoun-antecedent agreement <input type="checkbox"/> properly place modifiers <input type="checkbox"/> maintain consistent verb tense <input type="checkbox"/> use active voice for clarity and impact <p>Punctuation/Capitalization/Spelling</p> <ul style="list-style-type: none"> <input type="checkbox"/> use standard punctuation, including commas, semi-colons, and quotation marks, and capitalization to communicate clearly <input type="checkbox"/> employ knowledge of spelling rules and word patterns to correct spelling errors <input type="checkbox"/> use reference materials to confirm spellings and to solve spelling problems when editing (e.g., dictionaries, spell-checkers, personal word list) <p>Copyright/Citation of References</p> <ul style="list-style-type: none"> <input type="checkbox"/> define and explain copyright and plagiarism in context <input type="checkbox"/> acknowledge sources of information when creating texts (e.g., print, web-based) <input type="checkbox"/> respect and acknowledge copyright <input type="checkbox"/> cite research information, ideas, and quotations in a consistent and ethical manner <p>Presentation/Layout</p> <ul style="list-style-type: none"> <input type="checkbox"/> write legibly or word-process in a readable format <input type="checkbox"/> use headings, titles, graphics, and illustrations appropriate to context and purpose <input type="checkbox"/> attend to aspects of presentation appropriate to medium (e.g., visual impact, spatial organization)

Oral language, reading, and writing need to be taught and learned in an integrated way.



GLOSSARY

English Language Arts Grade 8

This glossary defines selected terms that are used in the Prescribed Learning Outcomes and the Achievement Indicators in the English Language Arts 8 to 12 Integrated Resource Package. All bolded terms in the Prescribed Learning Outcomes and Achievement Indicators have been defined in the glossary along with other terms the Integrated Resource Package writing team considered useful to define in the context of English Language Arts.

A

analyse/analysis/analysing

To separate into parts for close scrutiny. In English Language Arts, this can involve separating a **text**, concept, or word into its component parts so that an organizational structure can be understood, or compared to another (e.g., examining a sonnet, extended metaphor, or unfamiliar word). Analysis also includes deducing how one part of a **text** or concept relates to another and to an overall structure or purpose. Words associated with analysis include: compare, diagram, deconstruct, separate, distinguish.

Sample stems to access analysis include:

- What was the motivation behind...?
- What are the themes found in...?
- Compare...with...
- How is...similar to/different from...?

artistic devices

See *visual/artistic devices*.

atmosphere

See *tone*.

author

An author is the person who originates a **text**. In the English Language Arts 8 to 12 curriculum, the word “author” is used in a context larger than the creator of a written work, and extends to the creator of any piece of **text**, including oral and visual.

C

characterization

Characterization is the process of revealing personality traits through how the character is developed in the **text** (e.g., what the character says, what other characters say about the character, what the narrator says, how the character is dressed). Direct characterization tells the audience about the personality of the character. In contrast, indirect characterization shows things that reveal the personality of a character. It can be helpful to consider these five different methods of indirect characterization:

- S** *Speech* – What does the character say? How does the character speak?
- T** *Thoughts* – What is revealed through the character’s private thoughts and feelings?
- E** *Effect on others* – What is revealed through the character’s effect on other people?
How do other characters feel or behave in reaction to the character?
- A** *Actions* – What does the character do? How does the character behave?
- L** *Looks* – What does the character look like? How does the character dress?

context/ contextual/ contextualize

The immediate environment, circumstances, or conditions in which something occurs. In English Language Arts, understanding the context in which a **text** was created (e.g., time period, social conditions, political situations) as well as the context of the **author** (e.g., ethnicity, gender, beliefs, class) can have a profound impact on a student's understanding of a **text** or **author's** particular perspective.

conventions

Conventions are generally accepted or agreed-upon rules or practices to facilitate meaning-making. It is one of the seven writing traits, along with **Ideas, Organization, Voice, Word Choice, Sentence Fluency, and Presentation**.

In written English, there are conventions pertaining to aspects of **text**, including

- the order in which one reads or writes (i.e., movement from left to right and top to bottom)
- how letters and words should be formed to facilitate legibility
- sentence construction (e.g., grammar and syntax)
- punctuation
- spelling
- structure and format (e.g., paragraphing, formatting of a business letter or web page)

Oral **text** also has conventions for language and procedures used (e.g., in formal debates, welcome speeches). Visual **text** likewise has conventions (e.g., for documentary films, theatrical performance, television news reports, magazine covers).

copyright

The protection granted by law to creators to control their work for a certain number of years, including the right to receive economic benefit from others using the work.

critique/critiquing

To examine a **text** using criteria to make a judgment or form an opinion. In English Language Arts, students can critique a **text** or idea through commentary or review. A critique goes beyond a summary (e.g., What did the author say? What is this chapter about?) to explore the questions "Why?," "How?," and "How well?" using evidence from the **text**. Critiquing involves the skills of **analysis**, interpretation, and **evaluation**.

D**diction**

Diction, also known as **word choice**, refers to choice and arrangement of words within a **text**. Because words have connotations as well as specified denotations, decisions with respect to diction can affect a writer's or speaker's meaning and impact upon a reader or listener. Diction is an important aspect of **style** and includes an awareness of purpose, **register**, and audience.

diverse voices

Students come to the Language Arts classroom with varied backgrounds, interests, abilities, and needs. Choosing **texts** that reflect diverse backgrounds and voices allows all students to explore different perspectives. Specifically in **text**, diverse voices refer to the perspectives that are implicit and explicit, and the multiple understandings that exist depending on the viewpoint(s) that are represented or not represented.

E

edit/editing

Editing refers to the process of reviewing one’s own or another’s work, specifically addressing the **conventions** of language, such as capitalization, spelling, punctuation, paragraphing, and grammar. The final stage of editing is often referred to as **proofreading**. See *revision*.

evaluate/evaluation

To study carefully and make a judgment supported by evidence. In English Language Arts, evaluation encourages students to defend positions, judge the quality of ideas based on criteria, and question the validity of ideas. Words associated with evaluation include: assess, rank, judge, conclude, explain.

Sample stems to access evaluation include

Judge the value of...

Defend the author’s position on...using evidence.

Do you believe that...?

Can you defend your opinion that...?

F

features

In the English Language Arts curriculum, features refer to the individual characteristics of a specific piece of **text**. Features are the most significant aspects of a **text** or author’s **style**, and are what makes it different from other **texts**. Features can also refer to specific aspects of different **genres**. See *text features*.

five-finger rule

The “five-finger rule” is a strategy by which students can gauge if a book is going to be too difficult for them to read independently. The students choose a 100-word passage from the **text**, and if they come across five or more words they do not understand, then the chosen **text** is likely too difficult for them to attempt at this time.

fluent/fluency

Fluency in reading, writing, and speaking is characterized by smoothness and ease of expression. Fluency should include comprehension.

form

For purposes of the English Language Arts Curriculum, form refers to the **structure** or organization of a **text**. However, form and content are complementary. Form could be discussed when teaching, for example, a sonnet, business letter, advertisement, or debate.

G

genre

Genre refers to types or categories of **text** recognized by **form** and/or **style**. Genres have particular recognizable characteristics and features which distinguish them from other genres. Examples of genres include essay, article, documentary, web page, short story, graphic novel, and poem. Within each of these broad categories are contained more specific categories (e.g., haiku as a subcategory of poetry). Many works cross into multiple genres by borrowing or recombining these characteristics.

graphic novel

A narrative medium characterized by sequential art with or without **text**.

graphic organizer

A graphic organizer is a visual by which the relationships between and among ideas are portrayed. A graphic organizer (e.g., Venn diagram, T-chart) can serve many purposes including identifying prior knowledge, connecting main ideas with details, describing stages or steps in a procedure, and comparing and contrasting.

I

ideas

Ideas are one of the seven writing traits described in the Prescribed Learning Outcomes and Achievement Indicators sections of the curriculum. In the context of the assessment of writing, ideas are the heart of a writer’s message – the detail, development, and focus of a piece of writing. The other writing traits are **Organization, Voice, Word Choice, Sentence Fluency, Conventions, and Presentation**.

idiomatic expressions

An idiomatic expression is one whose meaning cannot be deduced from the literal definition and the arrangement of its parts, but refers instead to a figurative meaning that is known only through conventional use. For example, in the expression “that was a piece of cake,” a listener knowing only the literal meaning (a non-native speaker, for example) might not necessarily be able to deduce the expression’s actual meaning.

imaginative text (also known as literary or expressive text)

Imaginative texts are crafted to create particular effects through the use of powerful language (e.g., **sensory detail, imagery, metaphor**, simile). Students create imaginative texts through a variety of oral, visual, and written media, including stories, plays, legends, and poems. As in the creation of information and personal texts, imaginative texts may be **impromptu** or carefully **revised** and **edited**. See *information text* and *personal text*.

imagery

Imagery in **text** is the use of sensory detail to evoke a mental picture.

impromptu

Impromptu writing is writing done “on the spot” and may be as informal as a quick-write or as formal as an in-class essay. It can be used both to generate ideas and to solidify thinking. Impromptu writing may be a beginning step in the writing process or it may be an end result that could be evaluated. When evaluating impromptu writing, one must consider that this writing is “first-draft.” See *imaginative text*, *information text*, and *personal text*.

information text/informational writing

Information texts are intended to communicate information (e.g., articles, reports), outline procedures (e.g., instructions), and/or persuade others (e.g., editorials, debates). As with personal and imaginative texts, information texts may be **impromptu** or carefully **revised** and **edited**. Information texts can be written, oral, or visual, or a combination of the three. In the BC Performance Standards, informational writing is referred to as “Writing to Communicate Ideas and Information.” See *personal text* and *imaginative text*.

L**literary devices**

Literary devices are the deliberate use of language to create a particular effect. They are focussed and precise devices used to extend, enrich, or qualify the literal meaning of a **text**. Literary devices include allusion, flashback, foreshadowing, **imagery**, symbolism, **metaphor**, and simile as well as **sound devices**. See *literary elements*.

For the purpose of clarity in the English Language Arts curriculum, only the terms literary devices and **literary elements** are used to discuss facets of **text**. Although distinctions may be made among literary devices, poetic devices, literary techniques, figures of speech, figurative language, and other terms, many of these have overlapping applications and there is no generally accepted distinction between these terms.

literary elements

Literary elements are integral components of a piece of literature, and include such things as character, plot, setting, **point of view**, **style**, conflict, **voice**, and **theme**. Literary elements can be identified, interpreted, and **analysed** as a way of examining and comparing the foundational structure of works of literature. Some combination of literary elements exists in all fiction, poetry, and drama. See *literary devices*.

literature circle

Literature circles are small-group discussions about **text**. Typically, groups of students who are reading the same **text** meet together over a period of time for discussion. Literature circles offer students motivation through the opportunity to choose from a selection of books and to engage in detailed discussions with their peers.

M**metacognitive/metacognitive strategies**

Metacognition is “thinking about thinking,” which results in students’ individual knowledge of their own learning processes. In the English Language Arts curriculum, the successful use of metacognitive strategies involves reflection, self-assessment, setting goals, and creating a plan for achieving those goals. See the Key Elements section for more information on metacognition.

metaphor

A metaphor is a direct comparison of one thing to another, which is generally thought of as unrelated. The first thing is not merely “like” or similar to the second, but is wholly identified with it (e.g., “the fog crept in on little cat feet”). A metaphor may be specific to a single phrase or sentence, or developed over the course of an entire **text**, becoming an “extended metaphor.”

mood

See *tone*.

N**nonverbal techniques**

Nonverbal communication is anything, other than words themselves, that communicates the message contained in the words. The term nonverbal techniques includes the body language, silence, facial expressions, and gestures that are used to convey and derive meaning from what is heard. The nonverbal techniques used can have a powerful influence on intended or unintended meaning.

O**oral language**

Oral language is the use of speaking and listening to convey and derive meaning. In the English Language Arts, oral language is a powerful tool for students to explore ideas, hear the ideas and views of others, and to **synthesize** and extend learning. Oral language is an essential component of English Language Arts on its own, but can also be used to explore reading and writing as students articulate their thinking and explore how others have made meaning from what was read or written. See the Key Elements section for more information on oral language.

organization

Organization is one of the seven writing traits described in the Prescribed Learning Outcomes and Achievement Indicators sections of the curriculum. In assessing the organization of a **text**, the focus is on the internal structure of the piece. Some common organizational structures include comparison and contrast, deduction, development of a theme, or the chronology of an event. The other writing traits are **Ideas, Voice, Word Choice, Sentence Fluency, Conventions, and Presentation**.

P**PQP (Praise-Question-Polish)**

PQP is a beginning peer-editing strategy used during the writing process. Its purpose is to assist the student editor by focussing feedback under three headings: Praise, Question, and Polish.

personal text/personal writing

Personal writing is rooted, both substantively and in terms of **voice** and **tone**, in students' personal experiences and responses. The goal of personal writing is to give students the opportunity to sustain writing as a way of discovering what they think. Personal writing can include **impromptu** writing or crafted pieces, when the focus is exploring the personal. See *imaginative text* and *information text*.

plagiarism

Plagiarism is claiming or implying original authorship of someone else's written or creative work, either in whole or part, without adequate acknowledgement.

point of view

The point of view of a story is the point, or the distance, from which a story is told. Three principle points of view are most commonly employed: the omniscient (writers can present inner thoughts of any or all of their characters, a god-like perspective that allows writers total access to their characters); limited omniscient (writers can present inner thoughts of only one character, and the story is told in third-person pronouns); and first-person (limited to only the view of the character narrating the story, and this character adopts the first person pronoun).

Point of view can also mean opinion, bias, or viewpoint. It is important for students to discern between fact and opinion, and to identify perspectives that are included, as well as perspectives that may be omitted.

presentation

Presentation is one of the seven writing traits described in the Prescribed Learning Outcomes and Achievement Indicators sections of the curriculum. Presentation is the way the message is presented on paper, and may include graphics such as maps, graphs, and illustrations. More specifically, presentation includes legibility if hand-written, the appropriate use of font and font size if word-processed, appropriate spacing and margins, and consistent use of headings, bullets, and style. The other writing traits are **Ideas**, **Organization**, **Voice**, **Word Choice**, **Sentence Fluency**, and **Conventions**.

publish

When students publish their work, they make it public by sharing it. Therefore, publishing can be a useful way to motivate students to put the final touches on a piece of writing or a **representation**. Examples of publishing include handing it in to the teacher, sharing with the intended audience (e.g., sending a letter to the editor of a newspaper), posting on a bulletin board, or including it in a class compilation or newsletter.

proofread/proofreading

Proofreading is the review of **text** in order to detect and correct any errors. It is one of the final tasks before publishing a work. Proofreading is different from **revising** in that in the **revision** stage, large sections of **text** may be reworked or rethought, while proofreading is a final check to correct errors such as typos or formatting inconsistencies.

R

recursive/recursively

In the English Language Arts curriculum, the term “recursive” is used to mean the revisiting of steps or strategies used in language that may otherwise be thought of as a chronological process. For example, the “Strategies” sections in the Prescribed Learning Outcomes are divided into “before,” “during,” and “after.” However, predicting, for example, is a reading strategy that can be used recursively; that is, students may make predictions about a text before reading, and revisit those predictions during reading to confirm or revise as they acquire additional information. A similar recursive approach can be used in writing; writers may **revise** and/or **edit** at any stage of the process.

register

Register is the choice of language deemed appropriate for a specific **context** or for a particular audience. In both writing and speaking, register refers both to **diction** and **tone**.

representations/representing

Representations are visual constructions in any medium that allow students choice in the **form** in which their understandings relating to English Language Arts can be shown. When students create representations (e.g. collages, diagrams, posters, multimedia presentations), they are able to construct and convey meaning in ways that may suit their particular learning style.

revise/revising/revision

Revision during writing is about improving the meaning of the piece through considerations such as

- adding or deleting details
- improving the lead and/or the ending
- reordering the piece
- improving **word choice**
- varying sentence lengths/beginnings
- checking for coherence and unity

See *editing*.

rhetorical devices

In the English Language Arts curriculum, rhetorical devices refer to the artful use of oral language to achieve a purpose (e.g., persuasion) through devices such as repetition, apostrophe, and questioning. Rhetorical devices are a specific appeal to the audience’s emotion or intellect to further the purpose of the speaker.

S

sensory details

Sensory details refer to those descriptive details that speak directly from the five senses: sight, sound, smell, touch, taste.

sentence fluency

Sentence fluency is one of the seven writing traits described in the Prescribed Learning Outcomes and Achievement Indicators sections of the curriculum. In assessing sentence fluency, the focus is on the rhythm and flow of the language. Writing with sentence fluency is free of awkward patterns that slow the reader’s progress. The other writing traits are **Ideas**, **Voice**, **Word Choice**, **Organization**, **Conventions**, and **Presentation**.

sound devices

Sound devices (which for the purposes of the English Language Arts curriculum are thought of as a subset of **literary devices**) refer to words or word combinations that are used primarily for their sound effects or as a way to manipulate sound. Rhyme, rhythm, alliteration, assonance, repetition, consonance, and onomatopoeia are all examples of sound devices.

strategies

A strategy is a deliberately and systematically applied plan of action, designed to accomplish a specific goal. For the purposes of this English Language Arts 8 to 12 curriculum, the term “strategies” that is bolded in the Prescribed Learning Outcomes and Suggested Achievement Indicators refers to cognitive learning strategies that students apply in order to engage in reading, writing, and oral language. Students acquire, adapt, and apply strategies in the language arts to create and understand **text** and use these strategies as scaffolds to creating and understanding more complex and sophisticated **texts** (e.g., predicting, using graphic organizers, making notes).

For clarity, instructional strategies and assessment strategies have also been defined:

assessment strategies

Assessment strategies are the tools teachers use to gather information on student progress. These strategies can be used before (to find a baseline), during (to plan for instruction) and after (to evaluate student progress towards meeting the learning outcome) particular lessons, units, or assignments. Self-assessment can be a powerful way for students to reflect on their own progress and set goals for improvement. See the Classroom Assessment and Evaluation section.

instructional strategies

Instructional strategies are used by teachers to help students develop their literacy abilities, skills, and learning strategies. In order to meet the diverse literacy needs of their students, teachers must adapt and incorporate a variety of strategies. Instructional strategies (e.g., scaffolding, inquiry, modelling, cooperative learning, direct instruction) are methods for introducing students to new and more complex ideas and information through an apprenticeship model, where the teacher guides and mentors students through the learning process. See the Considerations for Program Delivery section.

structure

See *text structure*.

style

Style is the sum of those features of a work that reflect its **author’s** distinctive way of communicating. The style of a work refers to the manner in which something is expressed (in contrast to its message). Some aspects of style include the creative use of **literary devices**, **voice**, **word choice**, and **sentence fluency**.

symbol/symbolism/symbols

Different from a sign which only holds one meaning, a symbol is more complex and can mean more than one thing. Symbols do stand for something other than their literal selves, but can mean different things depending on the context. Symbols can carry a universal or cultural meaning (e.g., a flag, a trickster), but can also be created in a **text** by an **author** who wants a certain object, or symbol, to mean something more than what it is.

synectics

A teaching strategy that uses analogy or metaphor to compare different entities.

syntax

Syntax refers to word order within a sentence. More specifically, syntax refers to the rules or “patterned relations” that govern the way the words in a sentence come together.

synthesis/synthesize/synthesizing

Synthesis occurs when students demonstrate a new understanding from relating new information to previous knowledge. In English Language Arts, this can include creating a new meaning or structure, or finding a structure or pattern in diverse elements. Words associated with synthesis include: create, generate, rewrite, reconstruct, and compose.

Sample stems to access synthesis include:

- What are some new solutions to...?
- Based on your research, what conclusions...?
- Create a new ending/chapter for...
- Work with your group to consider...

T**text, texts**

For purposes of English Language Arts, the term “text” denotes any piece of spoken, written, or visual communication (e.g., a particular speech, essay, poem, story, poster, play, film). A text may combine oral, written, and/or visual components.

text features

Text features include diagrams, headings, bold and italicized words, diagrams, drawings, graphics, labels, tables of contents, indices, and glossaries. Text features can be helpful in supporting comprehension.

text structure

Text structure is a term that applies to the larger organizing pattern of a complete **text**, passage, or paragraph/stanza. Chronological order, order of importance, and comparison and contrast are examples of text structures. Text structure is an aid to comprehension, since knowing the structure of a sonnet, for example, gives the reader clues about its content.

theme

A theme is the overall meaning of a **text** or a “truth about life,” that emerges indirectly through the **author’s** use of **literary elements** and **literary devices**. Theme is distinct from topic. For example, whereas the topic of a piece might be “friendship,” the theme of a piece could be “friendship should never be taken for granted.”

tone

For the purposes of English Language Arts, **tone**, **mood**, and **atmosphere** refer to the attitude that runs through the entire **text**. This may include the writer’s attitude toward the subject and/or the audience. Tone may be any of: angry, serious, lighthearted, dark, etc.

traits of writing

An analytic system or framework of teaching writing based on specific characteristics or traits of effective writing, including **Ideas**, **Voice**, **Sentence Fluency**, **Organization**, **Word Choice**, **Conventions**, and **Presentation**.

transform/transforming

To take an idea or approach and demonstrate it in another form. In English Language Arts, students can transform ideas and information into new forms (such as creating **representations** or responses), or consider extensions beyond the **text** (such as alternate outcomes or endings). Transforming involves the skill of **synthesis**.

V

visual/artistic devices

Visual and artistic devices are the representational equivalent of **literary elements** and **literary devices**. Authors use visual and artistic devices such as space, colour and sound, for example, to convey meaning and create effect in **text** (e.g., placement of visuals, inclusion and exclusion, use of colour, brush work, space, light, fade-in, cuts, camera angle).

voice

Voice is an aspect of **style**, and refers to the individuality of the writer as perceived by the reader. The student who writes with an individual voice offers an honest and unique **style** that the reader finds compelling and engaging. It is one of the seven writing traits described in the Prescribed Learning Outcomes and Achievement Indicators sections of the curriculum. The other writing traits are **Ideas**, **Organization**, **Word Choice**, **Sentence Fluency**, **Conventions**, and **Presentation**.

W

word choice

Word choice is one of the seven writing traits described in the Prescribed Learning Outcomes and Achievement Indicators sections of the curriculum. Effective word choice is the use of rich and precise language in a way that both communicates and enlightens. The other writing traits are **Ideas**, **Organization**, **Voice**, **Sentence Fluency**, **Conventions**, and **Presentation**.

