



Ministry of Education

SCHOOL DISTRICT STATEMENT OF FINANCIAL INFORMATION (SOFI)

6049

| | | |
|---|---|---|
| SCHOOL DISTRICT NUMBER 92 | NAME OF SCHOOL DISTRICT Nisga'a | YEAR 2022-2023 |
| OFFICE LOCATION(S) | | TELEPHONE NUMBER 250-633-2030 |
| MAILING ADDRESS PO Box 240 | | |
| CITY New Aiyansh | PROVINCE BC | POSTAL CODE V0J 1A0 |
| NAME OF SUPERINTENDENT Jill Jensen | | TELEPHONE NUMBER 250-633-2228 |
| NAME OF SECRETARY TREASURER Paul Mercer | | TELEPHONE NUMBER 250-633-2030 |

DECLARATION AND SIGNATURES

We, the undersigned, certify that the attached is a correct and true copy of the Statement of Financial Information for the year ended June 30, 2023

for School District No. 92 as required under Section 2 of the Financial Information Act.

| | |
|-----------|-----------------------------------|
| SIGNATURE | DATE SIGNED NOV 30 2023 |
| SIGNATURE | DATE SIGNED NOV 30 2023 |
| SIGNATURE | DATE SIGNED NOV 30 2023 |

Statement of Financial Information for Year Ended June 30, 2023

Financial Information Act-Submission Checklist

| | <i>Due Date</i> |
|---|---------------------|
| a) <input type="checkbox"/> A statement of assets and liabilities (audited financial statements). | <i>September 30</i> |
| b) <input type="checkbox"/> An operational statement including, i) a Statement of Income and ii) a Statement of Changes in Financial Position, or, if omitted, an explanation in the Notes to Financial Statements (audited financial statements) | <i>September 30</i> |
| c) <input type="checkbox"/> A schedule of debts (audited financial statements). | <i>September 30</i> |
| d) <input type="checkbox"/> A schedule of guarantee and indemnity agreements including the names of the entities involved and the amount of money involved. (Note: Nil schedules can be submitted December 31). | <i>September 30</i> |
| e) A schedule of remuneration and expenses, including: | <i>December 31</i> |
| <input type="checkbox"/> i) an alphabetical list of employees earning over \$75,000, the total amount of expenses paid to or on behalf of each employee for the year reported and a consolidated total for employees earning under \$75,000. If the total wages and expenses differs from the audited financial statements, an explanation is required. | |
| <input type="checkbox"/> ii) a list by name and position of Board Members with the amount of any salary and expenses paid to or on behalf of the member | |
| <input type="checkbox"/> iii) the number of severance agreements started during the fiscal year and the range of months' pay covered by the agreement, in respect of excluded employees. If there are no agreements to report, an explanation is required | |
| f) <input type="checkbox"/> An alphabetical list of suppliers receiving over \$25,000 and a consolidated total for those suppliers receiving less than \$25,000. If the total differs from the Audited Financial Statements, an explanation is required. | <i>December 31</i> |
| g) <input type="checkbox"/> Approval of Statement of Financial Information. | <i>December 31</i> |
| h) <input type="checkbox"/> A management report approved by the Chief Financial Officer | <i>December 31</i> |

School District Number & Name 92 (Nisga'a)

**School District
Statement of Financial Information (SOFI)**

School District No. 92 (Nisga'a)

Fiscal Year Ended June 30, 2023

MANAGEMENT REPORT

The Financial Statements contained in this Statement of Financial Information under the *Financial Information Act* have been prepared by management in accordance with Canadian generally accepted accounting principles and the integrity and objectivity of these statements are management's responsibility.

Management is also responsible for all other schedules of financial information and for ensuring this information is consistent, where appropriate, with the information contained in the financial statements and for implementing and maintaining a system of internal controls to provide reasonable assurance that reliable financial information is produced.

The Board of Education is responsible for ensuring that management fulfils its responsibilities for financial reporting and internal control and for approving the financial information included in the Statement of Financial Information.

The external auditors, Carlyle Shepard & Co., conduct an independent examination, in accordance with generally accepted auditing standards, and express their opinion on the financial statements as required by the *School Act*. Their examination does not relate to the other schedules of financial information required by the *Financial Information Act*. Their examination includes a review and evaluation of the board's system of internal control and appropriate tests and procedures to provide reasonable assurance that the financial statements are presented fairly.

On behalf of School District No. 92 (Nisga'a)

Jill Je
Date:

Paul Mercer, Secretary Treasurer
Date:

Audited Financial Statements of

School District No. 92 (Nisga'a)

And Independent Auditors' Report thereon

June 30, 2023

School District No. 92 (Nisga'a)

June 30, 2023

Table of Contents

| | |
|---|------|
| Management Report | 1 |
| Independent Auditors' Report | 2-3 |
| Statement of Financial Position - Statement 1 | 4 |
| Statement of Operations - Statement 2 | 5 |
| Statement of Changes in Net Debt - Statement 4 | 6 |
| Statement of Cash Flows - Statement 5 | 7 |
| Notes to the Financial Statements | 8-22 |
| Auditors' Comments on Supplementary Financial Information | 23 |
| Schedule of Changes in Accumulated Surplus (Deficit) by Fund - Schedule 1 | 24 |
| Schedule of Operating Operations - Schedule 2 | 25 |
| Schedule 2A - Schedule of Operating Revenue by Source | 26 |
| Schedule 2B - Schedule of Operating Expense by Object | 27 |
| Schedule 2C - Operating Expense by Function, Program and Object | 28 |
| Schedule of Special Purpose Operations - Schedule 3 | 30 |
| Schedule 3A - Changes in Special Purpose Funds and Expense by Object | 31 |
| Schedule of Capital Operations - Schedule 4 | 33 |
| Schedule 4A - Tangible Capital Assets | 34 |
| Schedule 4C - Deferred Capital Revenue | 35 |
| Schedule 4D - Changes in Unspent Deferred Capital Revenue | 36 |



Vohora LLP
CPAs & Business Advisors

2nd Floor – 4544 Lakelse Avenue
Terrace, BC V8G 1P8

Phone: (250) 635-6126
Fax: (250) 635-2182
Email: firm@vohora.ca
www.vohora.ca

INDEPENDENT AUDITOR'S REPORT

To the Board of Education – School District No. 92 (Nisga'a) and the Minister of Education

Opinion

We have audited the financial statements of School District No. 92 (Nisga'a) which comprise the statement of financial position as at June 30, 2023 and the statements of operations, changes in net debt and cash flows for the year then ended, and notes to the financial statements, including a summary of significant accounting policies.

In our opinion, the accompanying financial statements present fairly, in all material respects, the financial position of School District as at June 30, 2023 and the results of its operations and cash flows for the year then ended in accordance with section 23.1 of the Budget Transparency and Accountability Act of the Province of British Columbia.

Basis for Opinion

We conducted our audit in accordance with Canadian generally accepted auditing standards. We are independent of the School District in accordance with the ethical requirements that are relevant to our audit of the financial statements in Canada, and we have fulfilled our other ethical responsibilities in accordance with these requirements. We believe that the audit evidence we have obtained is sufficient and appropriate to provide a basis for our opinion.

Responsibilities of Management and the Board for the Financial Statements

Management is responsible for the preparation and fair presentation of these financial statements in accordance with section 23.1 of the Budget Transparency and Accountability Act of the Province of British Columbia and for such internal controls as management determines are necessary to enable the preparation of financial statements that are free of material misstatement, whether due to fraud or error.

In preparing the financial statements, management is responsible for assessing the School District's ability to continue as a going concern, disclosing, as applicable, matters related to going concern and using the going concern basis of accounting unless conditions exist that do not allow for the going concern basis to be used.

The Board is responsible for overseeing the School District's financial reporting process.

Auditor's Responsibility for the Audit of the Financial Statements

Our objectives are to obtain reasonable assurance about whether the financial statements as a whole are free from material misstatement, whether due to fraud or error, and to issue an auditor's report that includes our opinion. Reasonable assurance is a high level of assurance, but is not a guarantee that an audit conducted in accordance with Canadian generally accepted auditing standards will always detect a material misstatement when it exists. Misstatements can arise from fraud or error and are considered material if, individually or in the aggregate, they could reasonably be expected to influence the economic decisions of users taken on the basis of these financial statements.

30 YEARS OF EXCELLENCE

Offices located in Vancouver, South Surrey, Mission, Prince Rupert, Terrace and Smithers, BC



Proud Member of
AlliottGlobalAlliance™



Vohora LLP
CPAs & Business Advisors

As part of an audit in accordance with Canadian generally accepted auditing standards, we exercise professional judgement and maintain professional skepticism throughout the audit

We also:

- Identify and assess the risks of material misstatement of the financial statements, whether due to fraud or error, design and perform audit procedures responsive to those risks, and obtain audit evidence that is sufficient and appropriate to provide a basis for our opinion. The risk of not detecting a material misstatement resulting from fraud is higher than for one resulting from error, as fraud may involve collusion, forgery, intentional omissions, misrepresentations, or the override of internal control.
- Obtain an understanding of internal control relevant to the audit in order to design audit procedures that are appropriate in the circumstances, but not for the purpose of expressing an opinion on the effectiveness of the School District's internal control.
- Evaluate the appropriateness of accounting policies used and the reasonableness of accounting estimates and related disclosures made by management.
- Conclude on the appropriateness of management's use of the going concern basis of accounting and, based on the audit evidence obtained, whether a material uncertainty exists related to events or conditions that may cast significant doubt on the School District's ability to continue as a going concern. If we conclude that a material uncertainty exists, we are required to draw attention in our auditor's report to the related disclosures in the financial statements or, if such disclosures are inadequate, to modify our opinion. Our conclusions are based on the audit evidence obtained up to the date of our auditor's report. However, future events or conditions may cause the School District to cease to continue as a going concern.
- Evaluate the overall presentation, structure and content of the financial statements including the disclosures, and whether the financial statements represent the underlying transactions and events in a manner that achieves fair presentation.

We communicate with those charged with governance regarding, among other matters, the planned scope and timing of the audit and significant audit findings, including any significant deficiencies in internal control that we identify during our audit.

Supplementary Information

Our audit was conducted for the purpose of forming an opinion on the basic financial statements of the School District taken as a whole. The current year's supplementary information included in Schedules 1 to 4D is presented for purposes of additional analysis. Such supplementary information has been subjected to the auditing procedures applied in the audit of the financial statements and, in our opinion, is fairly stated in all material respects, in relation to the financial statements taken as a whole.

Terrace, BC
September 12, 2023

Vohora LLP
Chartered Professional Accountants

School District No. 92 (Nisga'a)

MANAGEMENT REPORT

Version: 2802-2056-9074

Management's Responsibility for the Financial Statements.

The accompanying financial statements of School District No. 92 (Nisga'a) have been prepared by management in accordance with the accounting requirements of Section 23.1 of the Budget Transparency and Accountability Act of British Columbia, supplemented by Regulations 257/2010 and 198/2011 issued by the Province of British Columbia Treasury Board, and the integrity and objectivity of these statements are management's responsibility. Management is also responsible for all of the notes to the financial statements and schedules, and for ensuring that this information is consistent, where appropriate, with the information contained in the financial statements.




The preparation of financial statements necessarily involves the use of estimates based on management's judgment particularly when transactions affecting the current accounting period cannot be finalized with certainty until future periods.

Management is also responsible for implementing and maintaining a system of internal controls to provide reasonable assurance that assets are safeguarded, transactions are properly authorized and reliable financial information is produced.

The Board of Education of School District No. 92 (Nisga'a) (called the "Board") is responsible for ensuring that management fulfills its responsibilities for financial reporting and internal control and exercises these responsibilities through the Board. The Board reviews internal financial statements on a monthly basis and externally audited financial statements yearly.

The external auditors, Vohora LLP, conduct an independent examination, in accordance with Canadian generally accepted auditing standards, and express their opinion on the financial statements. The external auditors have full and free access to financial management of School District No. 92 (Nisga'a) and meet when required. The accompanying Independent Auditors' Report outlines their responsibilities, the scope of their examination and their opinion on the School District's financial statements.

On behalf of School District No. 92 (Nisga'a)

| | |
|---|-------------|
|  | SEP 12 2023 |
| Signature | Date Signed |
|  | SEP 12 2023 |
| Signature | Date Signed |
|  | SEP 12 2023 |
| Signature | Date Signed |


School District No. 92 (Nisga'a)

Statement of Financial Position

As at June 30, 2023

| | 2023 Actual \$ | 2022 Actual \$ |
|---|----------------------|----------------------|
| Financial Assets | | |
| Cash and Cash Equivalents | 6,886,404 | 6,359,905 |
| Accounts Receivable | | |
| Due from Province - Ministry of Education and Child Care (Note 3) | 471,696 | 50,000 |
| Other (Note 3) | 590,849 | 118,886 |
| Total Financial Assets | <u>7,948,949</u> | <u>6,528,791</u> |
| Liabilities | | |
| Accounts Payable and Accrued Liabilities | | |
| Other (Note 4) | 1,952,245 | 730,408 |
| Deferred Revenue (Note 5) | 1,660,390 | 1,112,695 |
| Deferred Capital Revenue (Note 6) | 16,260,149 | 11,083,279 |
| Employee Future Benefits (Note 7) | 29,464 | 33,121 |
| Asset Retirement Obligation | 512,192 | 512,192 |
| Total Liabilities | <u>20,414,440</u> | <u>13,471,695</u> |
| Net Debt | <u>(12,465,491)</u> | <u>(6,942,904)</u> |
| Non-Financial Assets | | |
| Tangible Capital Assets (Note 8) | 22,031,038 | 14,487,817 |
| Prepaid Expenses | 183,806 | 213,777 |
| Total Non-Financial Assets | <u>22,214,844</u> | <u>14,701,594</u> |
| Accumulated Surplus (Deficit) | <u>9,749,353</u> | <u>7,758,690</u> |
| Accumulated Surplus (Deficit) is comprised of: | | |
| Accumulated Surplus (Deficit) from Operations | 9,749,353 | 7,758,690 |
| Accumulated Remeasurement Gains (Losses) | <u>9,749,353</u> | <u>7,758,690</u> |

Approved by the Board



SEP 12 2023

Date Signed

SEP 12 2023

Date Signed

SEP 12 2023

Date Signed

School District No. 92 (Nisga'a)

Statement of Operations
Year Ended June 30, 2023

| | 2023 Budget | 2023 Actual | 2022 Actual |
|---|--------------------|-------------------|-------------------|
| | \$ | \$ | \$ |
| Revenues | | | |
| Provincial Grants | | | |
| Ministry of Education and Child Care | 411,820 | 727,045 | 347,971 |
| Other | | 7,560 | 9,160 |
| Other Revenue | 11,089,516 | 11,141,704 | 11,068,601 |
| Rentals and Leases | 140,000 | 165,188 | 233,213 |
| Investment Income | 50,000 | 269,614 | 44,277 |
| Amortization of Deferred Capital Revenue | 538,834 | 524,598 | 435,778 |
| Total Revenue | <u>12,230,170</u> | <u>12,835,709</u> | <u>12,139,000</u> |
| Expenses | | | |
| Instruction | 8,359,647 | 5,913,933 | 6,168,248 |
| District Administration | 1,474,978 | 1,611,287 | 1,188,998 |
| Operations and Maintenance | 2,860,734 | 2,535,363 | 2,129,803 |
| Transportation and Housing | 1,628,446 | 784,463 | 663,664 |
| Total Expense | <u>14,323,805</u> | <u>10,845,046</u> | <u>10,150,713</u> |
| Surplus (Deficit) for the year | <u>(2,093,635)</u> | <u>1,990,663</u> | <u>1,988,287</u> |
| Accumulated Surplus (Deficit) from Operations, beginning of year | | 7,758,690 | 5,770,403 |
| Accumulated Surplus (Deficit) from Operations, end of year | | <u>9,749,353</u> | <u>7,758,690</u> |

School District No. 92 (Nisga'a)

Statement of Changes in Net Debt
Year Ended June 30, 2023

| | 2023 Budget | 2023 Actual | 2022 Actual |
|---|--------------------|---------------------|--------------------|
| | \$ | \$ | \$ |
| Surplus (Deficit) for the year | <u>(2,093,635)</u> | <u>1,990,663</u> | <u>1,988,287</u> |
| Effect of change in Tangible Capital Assets | | | |
| Acquisition of Tangible Capital Assets | (7,500,000) | (8,286,535) | (1,695,289) |
| Amortization of Tangible Capital Assets | 723,419 | 743,315 | 596,769 |
| Total Effect of change in Tangible Capital Assets | <u>(6,776,581)</u> | <u>(7,543,220)</u> | <u>(1,098,520)</u> |
| Acquisition of Prepaid Expenses | | (183,807) | 21,496 |
| Use of Prepaid Expenses | | <u>213,777</u> | |
| Total Effect of change in Other Non-Financial Assets | <u>-</u> | <u>29,970</u> | <u>21,496</u> |
| (Increase) Decrease in Net Debt, before Net Remeasurement Gains (Losses) | <u>(8,870,216)</u> | <u>(5,522,587)</u> | <u>911,263</u> |
| Net Remeasurement Gains (Losses) | | | |
| (Increase) Decrease in Net Debt | | <u>(5,522,587)</u> | <u>911,263</u> |
| Net Debt, beginning of year | | <u>(6,942,904)</u> | <u>(7,854,167)</u> |
| Net Debt, end of year | | <u>(12,465,491)</u> | <u>(6,942,904)</u> |

School District No. 92 (Nisga'a)

Statement of Cash Flows
Year Ended June 30, 2023

| | 2023 Actual \$ | 2022 Actual \$ |
|---|----------------------|----------------------|
| Operating Transactions | | |
| Surplus (Deficit) for the year | 1,990,663 | 1,988,287 |
| Changes in Non-Cash Working Capital | | |
| Decrease (Increase) | | |
| Accounts Receivable | (893,659) | (29,430) |
| Prepaid Expenses | 29,971 | 21,496 |
| Increase (Decrease) | | |
| Accounts Payable and Accrued Liabilities | 1,221,836 | (222,099) |
| Deferred Revenue | 547,695 | 256,935 |
| Employee Future Benefits | (3,657) | 1,580 |
| Amortization of Tangible Capital Assets | 743,315 | 596,769 |
| Amortization of Deferred Capital Revenue | (524,598) | (435,778) |
| Total Operating Transactions | <u>3,111,566</u> | <u>2,177,760</u> |
| Capital Transactions | | |
| Tangible Capital Assets Purchased | (8,286,535) | (1,695,290) |
| Total Capital Transactions | <u>(8,286,535)</u> | <u>(1,695,290)</u> |
| Financing Transactions | | |
| Capital Revenue Received | 5,701,468 | 1,414,758 |
| Total Financing Transactions | <u>5,701,468</u> | <u>1,414,758</u> |
| Net Increase (Decrease) in Cash and Cash Equivalents | 526,499 | 1,897,228 |
| Cash and Cash Equivalents, beginning of year | <u>6,359,905</u> | <u>4,462,677</u> |
| Cash and Cash Equivalents, end of year | <u>6,886,404</u> | <u>6,359,905</u> |
| Cash and Cash Equivalents, end of year, is made up of: | | |
| Cash | <u>6,886,404</u> | <u>6,359,905</u> |

**SCHOOL DISTRICT No. 92 (NISGA'A)
NOTES TO FINANCIAL STATEMENTS
YEAR ENDED JUNE 30, 2023**

NOTE 1 AUTHORITY AND PURPOSE

The School District, established on January 1, 1975 operates under authority of the *School Act* of British Columbia as a corporation under the name of "The Board of Education of School District No. 92 (Nisga'a)", and operates as "School District No. 92 (Nisga'a)." A board of education ("Board") elected for a four-year term governs the School District. The School District provides educational programs to students enrolled in schools in the district and is principally funded by the Province of British Columbia through the Ministry of Education and Child Care and the Nisga'a Lisims Government. School District No. 92 (Nisga'a) is exempt from federal and provincial corporate income taxes.

The COVID-19 outbreak was declared a pandemic by the World Health Organization in March 2020 and has had a significant financial, market and social dislocating impact worldwide. The ongoing impact of the pandemic presents uncertainty over future cash flows, may have a significant impact on future operations including decreases in revenue, impairment of receivables, reduction in investment income and delays in completing capital project work. As the situation is dynamic and the ultimate duration and magnitude of the impact are not known, an estimate of the future financial effect on the District is not practicable at this time.

NOTE 2 SUMMARY OF SIGNIFICANT ACCOUNTING POLICIES

a) Basis of Accounting

These financial statements have been prepared in accordance with Section 23.1 of the *Budget Transparency and Accountability Act of the Province of British Columbia*. This Section requires that the financial statements be prepared in accordance with Canadian public-sector accounting standards except in regard to the accounting for government transfers as set out in Notes 2(d) and 2(k).

In November 2011, Treasury Board provided a directive through Restricted Contributions Regulation 198/2011 providing direction for the reporting of restricted contributions whether they are received or receivable by the School District before or after this regulation was in effect.

As noted in notes 2(d) and 2(k), Section 23.1 of the *Budget Transparency and Accountability Act* and its related regulations require the School District to recognize government transfers for the acquisition of capital assets into revenue on the same basis as the related amortization expense. As these transfers do not contain stipulations that create a liability, Canadian public sector accounting standards would require these grants to be fully recognized into revenue.

The impact of this difference on the financial statements of the School District is as follows:

SCHOOL DISTRICT No. 92 (NISGA'A)
NOTES TO FINANCIAL STATEMENTS
YEAR ENDED JUNE 30, 2023

NOTE 2 SUMMARY OF SIGNIFICANT ACCOUNTING POLICIES (Continued)

Year-ended June 30, 2022 – increase in annual surplus by \$978,980
June 30, 2022 – increase in accumulated surplus and decrease in deferred contributions by \$11,083,279.

Year-ended June 30, 2023 – increase in annual surplus by \$5,176,870.
June 30, 2023 – increase in accumulated surplus and decrease in deferred contributions by \$16,260,149.

b) Cash and Cash Equivalents

Cash and cash equivalents include mutual funds that are readily convertible to known amounts of cash and that are subject to an insignificant risk of change in value. These cash equivalents have a maturity of three months or less at acquisition and are held for the purpose of meeting short-term cash commitments rather than for investing.

c) Accounts Receivable

Accounts receivable are shown net of allowance for doubtful accounts.

d) Deferred Revenue and Deferred Capital Revenue

Deferred revenue includes contributions received with stipulations that meet the description of restricted contributions in the Restricted Contributions Regulation 198/2011 issued by Treasury Board. When restrictions are met, deferred revenue is recognized as revenue in the fiscal year in a manner consistent with the circumstances and evidence used to support the initial recognition of the contributions received as a liability as detailed in Note 2 (j).

Funding received for the acquisition of depreciable tangible capital assets is recorded as deferred capital revenue and amortized over the life of the asset acquired as revenue in the statement of operations. This accounting treatment is not consistent with the requirements of Canadian public sector accounting standards which require that government transfers be recognized as revenue when approved by the transferor and eligibility criteria have been met unless the transfer contains a stipulation that creates a liability in which case the transfer is recognized as revenue over the period that the liability is extinguished. See note 2 (a) for the impact of this policy on these financial statements.

e) Employee Future Benefits

The School District provides certain post-employment benefits including vested and non-vested benefits for certain employees pursuant to certain contracts and union agreements. The School District accrues its obligations and related costs including both vested and non-vested benefits under employee future benefit plans. Benefits include vested sick leave, accumulating non-vested sick leave, early retirement, retirement/severance, vacation, overtime and death benefits.

SCHOOL DISTRICT No. 92 (NISGA'A)
NOTES TO FINANCIAL STATEMENTS
YEAR ENDED JUNE 30, 2023

• NOTE 2 SUMMARY OF SIGNIFICANT ACCOUNTING POLICIES (*Continued*)

The benefits cost is actuarially determined using the projected unit credit method pro-rated on service and using management's best estimate of expected salary escalation, termination rates, retirement rates and mortality. The discount rate used to measure obligations is based on the cost of borrowing. The cumulative unrecognized actuarial gains and losses are amortized over the expected average remaining service lifetime of active employees covered under the plan.

•
The most recent valuation of the obligation was performed at March 31, 2022 and projected to March 31, 2025. The next valuation will be performed at March 31, 2025 for use at June 30, 2025. For the purposes of determining the financial position of the plans and the employee future benefit costs, a measurement date of March 31 was adopted for all periods subsequent to July 1, 2004.

- - The School District and its employees make contributions to the Teachers' Pension Plan and Municipal Pension Plan. The plans are multi-employer plans where assets and obligations are not separated. The costs are expensed as incurred. The School district provides certain post-employment benefits including non-vested benefits for certain employees pursuant to
 - certain contracts and union agreements.

f) Asset Retirement Obligations

A liability is recognized when, as at the financial reporting date:

- (a) there is a legal obligation to incur retirement costs in relation to a tangible capital asset;
- (b) the past transaction or event giving rise to the liability has occurred;
- (c) it is expected that future economic benefits will be given up; and
- (d) a reasonable estimate of the amount can be made.

The liability for the removal of asbestos and other hazardous material in several of the buildings owned by the School District has been initially recognized using the modified retroactive method. The liability has been measured at current cost as the timing and amounts of future cash flows cannot be estimated. The resulting costs have been capitalized into the carrying amount of tangible capital assets and are being amortized on the same basis as the related tangible capital asset (see note 2 g)). Assumptions used in the calculations are reviewed annually.

g) Tangible Capital Assets

The following criteria apply:

- Tangible capital assets acquired or constructed are recorded at cost which includes amounts that are directly related to the acquisition, design, construction, development, improvement or betterment of the assets. Cost also includes overhead directly attributable to construction as well as interest costs that are directly attributable to the acquisition or construction of the asset.

**SCHOOL DISTRICT No. 92 (NISGA'A)
NOTES TO FINANCIAL STATEMENTS
YEAR ENDED JUNE 30, 2023**

NOTE 2 SUMMARY OF SIGNIFICANT ACCOUNTING POLICIES (Continued)

- Donated tangible capital assets are recorded at their fair market value on the date of donation, except in circumstances where fair value cannot be reasonably determined, which are then recognized at nominal value. Transfers of capital assets from related parties are recorded at carrying value.
- Tangible capital assets are written down to residual value when conditions indicate they no longer contribute to the ability of the School District to provide services or when the value of future economic benefits associated with the sites and buildings are less than their net book value. The write-downs are accounted for as expenses in the Statement of Operations.
- Buildings that are demolished or destroyed are written-off.
- The cost, less residual value, of tangible capital assets (excluding sites), is amortized on a straight-line basis over the estimated useful life of the asset. It is management's responsibility to determine the appropriate useful lives for tangible capital assets. These useful lives are reviewed on a regular basis or if significant events initiate the need to revise. Estimated useful life is as follows:

| | |
|-----------------------|----------|
| Buildings | 40 years |
| Furniture & Equipment | 10 years |
| Vehicles | 10 years |
| Computer Software | 5 years |
| Computer Hardware | 5 years |

h) Prepaid Expenses

Association membership renewals, annual fees for software support and conference registration fees are included as a prepaid expense and stated at acquisition cost and are charged to expense over the periods expected to benefit from it.

i) Supplies Inventory

Supplies inventory held for consumption is paper and is recorded at the lower of historical cost and replacement cost.

j) Funds and Reserves

Certain amounts, as approved by the Board are set aside in accumulated surplus for future operating and capital purposes. Transfers to and from funds and reserves are an adjustment to the respective fund when approved (see Notes 10 – Interfund Transfer and Note 16-Restricted Surplus).

SCHOOL DISTRICT No. 92 (NISGA'A)
NOTES TO FINANCIAL STATEMENTS
YEAR ENDED JUNE 30, 2023

NOTE 2 SUMMARY OF SIGNIFICANT ACCOUNTING POLICIES (Continued)

k) Revenue Recognition

Revenues are recorded on an accrual basis in the period in which the transactions or events occurred that gave rise to the revenues, the amounts are considered to be collectible and can be reasonably estimated.

Contributions received or where eligibility criteria have been met are recognized as revenue except where the contribution meets the criteria for deferral as described below. Eligibility criteria are the criteria that the School District has to meet in order to receive the contributions including authorization by the transferring government.

For contributions subject to a legislative or contractual stipulation or restriction as to their use, revenue is recognized as follows:

- Non-capital contributions for specific purposes are recorded as deferred revenue and recognized as revenue in the year related expenses are incurred,
- Contributions restricted for site acquisitions are recorded as revenue when the sites are purchased, and
- Contributions restricted for tangible capital assets acquisitions other than sites are recorded as deferred capital revenue and amortized over the useful life of the related assets.

Donated tangible capital assets other than sites are recorded at fair market value and amortized over the useful life of the assets. Donated sites are recorded as revenue at fair market value when received or receivable

The accounting treatment for restricted contributions is not consistent with the requirements of Canadian public sector accounting standards which require that government transfers be recognized as revenue when approved by the transferor and eligibility criteria have been met unless the transfer contains a stipulation that meets the criteria for liability recognition in which case the transfer is recognized as revenue over the period that the liability is extinguished. See note 2(a) for the impact of this policy on these financial statements.

Revenue related to fees or services received in advance of the fee being earned or the service is performed is deferred and recognized when the fee is earned, or service performed.

Investment income is reported in the period earned. When required by the funding party or related Act, investment income earned on deferred revenue is added to the deferred revenue balance.

l) Expenditures

Expenses are reported on an accrual basis. The cost of all goods consumed, and services received during the year is expensed.

SCHOOL DISTRICT No. 92 (NISGA'A)
NOTES TO FINANCIAL STATEMENTS
YEAR ENDED JUNE 30, 2023

NOTE 2 SUMMARY OF SIGNIFICANT ACCOUNTING POLICIES (Continued)

Categories of Salaries

- Principals, Vice-Principals, employed under an administrative officer contract are categorized as Principals and Vice-Principals.
- Superintendents, Assistant Superintendents, Secretary-Treasurers, Assistant Secretary Treasurer, Trustees and other employees excluded from union contracts are categorized as Other Professionals.

Allocation of Costs

- Operating expenses are reported by function, program, and object. Whenever possible, expenditures are determined by actual identification. Additional costs pertaining to specific instructional programs, such as special and aboriginal education, are allocated to these programs. All other costs are allocated to related programs.
- Actual salaries of personnel assigned to two or more functions or programs are allocated based on the time spent in each function and program. School-based clerical salaries are allocated to school administration and partially to other programs to which they may be assigned. Principals and Vice-Principals salaries are allocated to school administration and may be partially allocated to other programs to recognize their other responsibilities.
- Employee benefits and allowances are allocated to the same programs, and in the same proportions, as the individual's salary.
- Supplies and services are allocated based on actual program identification.

m) Financial Instruments

A contract establishing a financial instrument creates, at its inception, rights and obligations to receive or deliver economic benefits. The financial assets and financial liabilities portray these rights and obligations in the financial statements. The School District recognizes a financial instrument when it becomes a party to a financial instrument contract.

Financial instruments consist of cash and cash equivalents, accounts receivable, portfolio investments, bank overdraft, accounts payable and accrued liabilities, long term debt and other liabilities.

Except for portfolio investments in equity instruments quoted in an active market that are recorded at fair value, all financial assets and liabilities are recorded at cost or amortized cost and the associated transaction costs are added to the carrying value of these investments upon initial recognition. Transaction costs are incremental costs directly attributable to the acquisition or issue of a financial asset or a financial liability.

Unrealized gains and losses from changes in the fair value of financial instruments are recognized in the statement of remeasurement gains and losses. Upon settlement, the cumulative gain or loss is reclassified from the statement of remeasurement gains and losses and recognized

SCHOOL DISTRICT No. 92 (NISGA'A)
NOTES TO FINANCIAL STATEMENTS
YEAR ENDED JUNE 30, 2023

NOTE 2 SUMMARY OF SIGNIFICANT ACCOUNTING POLICIES (Continued)

in the statement of operations. Interest and dividends attributable to financial instruments are reported in the statement of operations.

All financial assets except derivatives are tested annually for impairment. When financial assets are impaired, impairment losses are recorded in the statement of operations. A write-down of a portfolio investment to reflect a loss in value is not reversed for a subsequent increase in value.

For financial instruments measured using amortized cost, the effective interest rate method is used to determine interest revenue or expense

n) Measurement Uncertainty

Preparation of financial statements in accordance with the basis of accounting described in note 2 a) requires management to make estimates and assumptions that impact reported amounts of assets and liabilities at the date of the financial statements and revenues and expenses during the reporting periods. Significant areas requiring the use of management estimates relate to the potential impairment of assets, liabilities for contaminated sites, rates for amortization and estimated employee future benefits. Actual results could differ from those estimates.

o) Future Changes in Accounting Policies

PS 3400 Revenue issued November 2018 establishes standards on how to account for and report on revenue and is effective July 1, 2023. Specifically, it differentiates between revenue arising from transactions that include performance obligations, referred to as "exchange transactions", and transactions that do not have performance obligations, referred to as "non-exchange transactions".

Revenue from transactions with performance obligations should be recognized when (or as) the school district satisfies a performance obligation by providing the promised goods or services to a payor.

Revenue from transactions with no performance obligations should be recognized when a school district:

- (a) has the authority to claim or retain an inflow of economic resources; and
- (b) identifies a past transaction or event that gives rise to an asset.

This standard may be applied retroactively or prospectively. Management is in the process of assessing the impact of adopting this standard on the School District's financial results

**SCHOOL DISTRICT No. 92 (NISGA'A)
NOTES TO FINANCIAL STATEMENTS
YEAR ENDED JUNE 30, 2023**

NOTE 3 ACCOUNTS RECEIVABLE – OTHER

| | 2023 | 2022 |
|---------------------------------|--------------|------------|
| Due from Province - MECC | \$ 471,696 | \$ 50,000 |
| Other | 590,849 | 118,866 |
| Allowance for Doubtful Accounts | | |
| | \$ 1,062,545 | \$ 168,886 |

NOTE 4 ACCOUNTS PAYABLE AND ACCRUED LIABILITIES - OTHER

| | 2023 | 2022 |
|-------------------------------|--------------|------------|
| Trade payables | \$ 1,063,223 | \$ 119,067 |
| Salaries and benefits payable | 148,734 | 143,659 |
| Accrued vacation pay | 157,841 | 100,260 |
| Other | 582,477 | 376,423 |
| | \$ 1,952,245 | \$ 730,530 |

NOTE 5 DEFERRED REVENUE

Deferred revenue includes unspent grants and contributions received that meet the description of a restricted contribution in the Restricted Contributions Regulation 198/2011 issued by Treasury Board, i.e., the stipulations associated with those grants and contributions have not yet been fulfilled. Detailed information about the changes in deferred revenue is included in Schedule 3A.

NOTE 6 DEFERRED CAPITAL REVENUE

Deferred capital revenue includes grants and contributions received that are restricted by the contributor for the acquisition of tangible capital assets that meet the description of a restricted contribution in the Restricted Contributions Regulation 198/2011 issued by Treasury Board. Once spent, the contributions are amortized into revenue over the life of the asset acquired. Detailed information about the changes in deferred capital revenue is included in Schedules 4C and 4D.

NOTE 7 EMPLOYEE FUTURE BENEFITS

Benefits include vested sick leave, accumulating non-vested sick leave, early retirement, retirement/severance, vacation, overtime and death benefits. Funding is provided when the benefits are paid and accordingly, there are no plan assets. Although no plan assets are uniquely identified, the School District has provided for the payment of these benefits.

SCHOOL DISTRICT No. 92 (NISGA'A)
NOTES TO FINANCIAL STATEMENTS
YEAR ENDED JUNE 30, 2023

| | <u>June 30, 2023</u> | <u>June 30, 2022</u> |
|--|----------------------|----------------------|
| Reconciliation of Accrued Benefit Obligation | | |
| Accrued Benefit Obligation – April 1 | 28,075 | 30,590 |
| Service Cost | 2,945 | 3,854 |
| Interest Cost | 886 | 814 |
| Benefit Payments | -7,538 | -3,770 |
| Increase (Decrease) in obligation due to Plan Amendment | 0 | 0 |
| Actuarial (Gain) Loss | -497 | -3,413 |
| Accrued Benefit Obligation – March 31 | <u>23,871</u> | <u>28,075</u> |
| Reconciliation of Funded Status at End of Fiscal Year | | |
| Accrued Benefit Obligation - March 31 | 23,871 | 28,075 |
| Market Value of Plan Assets - March 31 | 0 | 0 |
| Funded Status - Surplus (Deficit) | -23,871 | -28,075 |
| Employer Contributions After Measurement Date | 0 | 0 |
| Benefits Expense After Measurement Date | -972 | -958 |
| Unamortized Net Actuarial (Gain) Loss | -4,620 | -4,087 |
| Accrued Benefit Asset (Liability) - June 30 | <u>-29,463</u> | <u>-33,120</u> |
| Reconciliation of Change in Accrued Benefit Liability | | |
| Accrued Benefit Liability (Asset) - July 1 | 33,120 | 31,541 |
| Net Expense for Fiscal Year | 3,881 | 5,349 |
| Employer Contributions | -7,538 | -3,770 |
| Accrued Benefit Liability (Asset) - June 30 | <u>29,463</u> | <u>33,120</u> |
| Components of Net Benefit Expense | | |
| Service Cost | 2,921 | 3,627 |
| Interest Cost | 924 | 832 |
| Immediate Recognition of Plan Amendment | 0 | 0 |
| Amortization of Net Actuarial (Gain)/Loss | 36 | 891 |
| Net Benefit Expense (Income) | <u>3,881</u> | <u>5,349</u> |
| Assumptions | | |
| Discount Rate - April 1 | 3.25% | 2.50% |
| Discount Rate - March 31 | 4.00% | 3.25% |
| Long Term Salary Growth - April 1 | 2.50% | 2.50% |
| Long Term Salary Growth - March 31 | 2.50% | 2.50% |
| EARSL - March 31 | 10.5 | 10.5 |

SCHOOL DISTRICT No. 92 (NISGA'A)
NOTES TO FINANCIAL STATEMENTS
YEAR ENDED JUNE 30, 2023

NOTE 8 TANGIBLE CAPITAL ASSETS

Net Book Value:

| | Net Book Value 2023 | Net Book Value 2022 |
|-----------------------|------------------------|------------------------|
| Sites | \$ 1,168,081 | \$ 1,168,081 |
| Buildings | 19,697,676 | 12,657,711 |
| Furniture & Equipment | 442,035 | 221,396 |
| Vehicles | 679,680 | 389,116 |
| Computer Hardware | 43,566 | 51,514 |
| Total | \$ 22,031,038 | \$ 14,487,818 |

June 30, 2023

| | Opening Cost | Additions | Disposals | Total 2023 |
|-----------------------|----------------------|---------------------|------------------|----------------------|
| Sites | \$ 1,168,081 | \$ | \$ | \$ 1,168,081 |
| Buildings | 26,561,269 | 7,615,291 | | 34,176,560 |
| Furniture & Equipment | 376,006 | 271,832 | | 647,838 |
| Vehicles | 821,572 | 390,507 | 34,786 | 1,177,293 |
| Computer Hardware | 108,836 | 8,905 | 58,047 | 59,694 |
| Total | \$ 29,035,764 | \$ 8,286,535 | \$ 92,833 | \$ 37,229,466 |

| | Opening Accumulated Amortization | Additions | Disposals | Total 2023 |
|---|--|-------------------|------------------|----------------------|
| Sites | \$ | \$ | \$ | \$ |
| Buildings <i>(restated)</i> | 13,903,558 | 575,326 | | 14,478,884 |
| Furniture & Equipment <i>(restated)</i> | 154,610 | 51,193 | | 205,803 |
| Vehicles <i>(restated)</i> | 432,456 | 99,943 | 34,786 | 497,613 |
| Computer Hardware <i>(restated)</i> | 57,322 | 16,853 | 58,047 | 16,128 |
| Computer Software | | | | |
| Total | \$ 14,547,946 | \$ 743,315 | \$ 92,833 | \$ 15,198,428 |

June 30, 2022

| | Opening Cost | Additions | Disposals | Total 2022 |
|-----------------------|----------------------|---------------------|-----------|----------------------|
| Sites | \$ 1,168,081 | \$ | \$ | \$ 1,168,081 |
| Buildings | 24,509,729 | 1,539,348 | | 26,049,077 |
| Furniture & Equipment | 287,713 | 88,293 | | 376,006 |
| Vehicles | 804,712 | 16,860 | | 821,572 |
| Computer Hardware | 58,047 | 50,789 | | 108,836 |
| Total | \$ 26,828,282 | \$ 1,695,290 | \$ | \$ 28,523,572 |

**SCHOOL DISTRICT No. 92 (NISGA'A)
NOTES TO FINANCIAL STATEMENTS
YEAR ENDED JUNE 30, 2023**

NOTE 8 TANGIBLE CAPITAL ASSETS (Continued)

| | Opening Accumulated Amortization | Additions | Disposals | Total 2022 |
|---|--|-------------------|-----------|----------------------|
| Sites | \$ | \$ | \$ | \$ |
| Buildings <i>(restated)</i> | 12,925,785 | 465,581 | | 13,391,366 |
| Furniture & Equipment <i>(restated)</i> | 121,424 | 33,186 | | 154,610 |
| Vehicles <i>(restated)</i> | 351,142 | 81,314 | | 432,456 |
| Computer Hardware <i>(restated)</i> | 40,634 | 16,688 | | 57,322 |
| Computer Software | | | | |
| Total | \$ 13,438,985 | \$ 596,769 | \$ | \$ 14,035,754 |

NOTE 9 EMPLOYEE PENSION PLANS

The School District and its employees contribute to the Teachers' Pension Plan and Municipal Pension Plan (jointly trustee pension plans). The boards of trustees for these plans, representing plan members and employers, are responsible for administering the pension plans, including investing assets and administering benefits. The plans are multi-employer defined benefit pension plans. Basic pension benefits are based on a formula. As at December 31, 2022, the Teachers' Pension Plan has about 51,000 active members and approximately 41,000 retired members. As of December 31, 2022, the Municipal Pension Plan has about 240,000 active members, including approximately 30,000 from school districts.

Every three years, an actuarial valuation is performed to assess the financial position of the plans and adequacy of plan funding. The actuary determines an appropriate combined employer and member contribution rate to fund the plans. The actuary's calculated contribution rate is based on the entry-age normal cost method, which produces the long-term rate of member and employer contributions sufficient to provide benefits for average future entrants to the plans. This rate may be adjusted for the amortization of any actuarial funding surplus and will be adjusted for the amortization of any unfunded actuarial liability.

The most recent actuarial valuation of the Teachers' Pension Plan as at December 31, 2020, indicated a \$1,584 million surplus for basic pension benefits on a going concern basis.

The most recent actuarial valuation for the Municipal Pension Plan as at December 31, 2021, indicated a \$3,761 million funding surplus for basic pension benefits on a going concern basis.

The school district paid \$515,668 for employer contributions to the plans for the year ended June 30, 2023 (2022: \$562,432).

The next valuation for the Teachers' Pension Plan will be as at December 31, 2023. The next valuation for the Municipal Pension Plan will be as at December 31, 2024, with results available in 2025.

**SCHOOL DISTRICT No. 92 (NISGA'A)
NOTES TO FINANCIAL STATEMENTS
YEAR ENDED JUNE 30, 2023**

NOTE 9 EMPLOYEE PENSION PLANS (continued)

Employers participating in the plans record their pension expense as the amount of employer Contributions made during the fiscal year (defined contribution pension plan accounting). This is because the plans record accrued liabilities and accrued assets for each plan in aggregate, resulting In no consistent and reliable basis for allocating the obligation, assets and cost to individual employers participating in the plan.

NOTE 10 INTERFUND TRANSFERS

Interfund transfers between the operating, special purpose and capital funds for the year ended June 30, 2023, were as follows:

- \$1,972,173 transferred from operating to capital assets

NOTE 11 RELATED PARTY TRANSACTIONS

The School District is related through common ownership to all Province of British Columbia ministries, agencies, school districts, health authorities, colleges, universities, and crown corporations. Transactions with these entities, unless disclosed separately, are considered to be in the normal course of operations and are recorded at the exchange amount.

NOTE 12 BUDGET FIGURES

Budget figures included in the financial statements are not audited. They were approved by the Board through the adoption of an amended annual budget on February 14, 2023.

NOTE 13 ASSET RETIREMENT OBLIGATION

Legal liabilities exist for the removal and disposal of asbestos and other environmentally hazardous materials (*expand for district specific items such as lead piping, etc*) within some district owned buildings that will undergo major renovations or demolition in the future. A reasonable estimate of the fair value of the obligation has been recognized using the modified retroactive approach as at July 1, 2022 (see Note 17 – Prior Period Adjustment – Change in Accounting Policy). The obligation has been measured at current cost as the timing of future cash flows cannot be reasonably determined. These costs have been capitalized as part of the assets' carrying value and are amortized over the assets' estimated useful lives.

| | |
|---|------------|
| Asset Retirement Obligation, July 1, 2022 (see Note 17) | \$ 512,192 |
| Settlements during the year | - |
| Asset Retirement Obligation, closing balance | \$ 512,192 |

**SCHOOL DISTRICT No. 92 (NISGA'A)
NOTES TO FINANCIAL STATEMENTS
YEAR ENDED JUNE 30, 2023**

NOTE 14 EXPENSE BY OBJECT

| | 2023 | 2022 |
|-----------------------|---------------|---------------|
| Salaries and benefits | \$ 7,024,672 | \$ 7,302,928 |
| Services and supplies | 3,077,059 | 2,251,016 |
| Amortization | 743,315 | 596,769 |
| | \$ 10,845,146 | \$ 10,150,713 |

NOTE 15 ECONOMIC DEPENDENCE

The operations of the School District are dependent on continued funding from the Ministry of Education and Child Care and various governmental agencies to carry out its programs. These financial statements have been prepared on a going concern basis.

NOTE 16 RESTRICTED SURPLUS

| | | |
|--|-------------|-------------|
| <u>Restricted Operating Surplus</u> | | |
| Language and Culture | 100,000 | |
| NLG Round Table | 10,000 | |
| Local Education Agreement | 27,500 | |
| Board Retreat | 12,000 | |
| Leadership/Mentorship – Supt/ST/Board/PROD | 60,000 | |
| Cabinet replacement – Teacherages | 225,000 | |
| Fencing | 240,000 | |
| Health & Safety – shared service/reporting/training | 25,000 | |
| Cayenta Financial Software upgrade | 125,000 | |
| Roofing on staff housing (21 units & Grizzly)/district buildings not cap | 650,000 | |
| Staff Housing-Asbestos rem./srpayfoam/heaters/hydro upgrades | 600,000 | |
| demo of old rotting portable | 100,000 | |
| Replace 2 Maintenance vehicle | 150,000 | |
| Signing Bonus/mental health wellness | 85,000 | |
| Upcoming DLD/CLS | 60,000 | |
| Equity in Action | 79,000 | |
| HVAC - NESS final | 100,000 | |
| Open Purchase Orders | 943,617 | |
| Sub-Total Internally Restricted | \$3,592,117 | |
| Unrestricted Operating Surplus | 480,136 | |
| TOTAL Available for Future Operations | | \$4,072,253 |
| Capital Funds | | 5,677,100 |
| ACCUMULATED Surplus (Deficit) End of Year | | \$9,749,353 |

SCHOOL DISTRICT No. 92 (NISGA'A)
NOTES TO FINANCIAL STATEMENTS
YEAR ENDED JUNE 30, 2023

NOTE 17 PRIOR PERIOD ADJUSTMENT-CHANGE IN ACCOUNTING POLICY

On July 1, 2022 the School District adopted Canadian public sector accounting standard PS 3280 Asset Retirement Obligations. This new standard addresses the recognition, measurement, presentation and disclosure of legal obligations associated with the retirement of certain tangible capital assets such as asbestos removal in buildings that will undergo major renovation or demolition in the future (see Note 13). This standard was adopted using the modified retroactive approach.

On July 1, 2022 the School District recognized an asset retirement obligation relating to several owned buildings that contain asbestos and other hazardous materials. The liability has been measured at current cost as the timing and amounts of future cash flows cannot be estimated. The associated costs have been reported as an increase to the carrying value of the associated tangible capital assets. Accumulated amortization has been recorded from the later of, the date of acquisition of the related asset or April 1, 1988 (effective date of the *Hazardous Waste Regulation (April 1, 1988) – Part 6 – Management of Specific Hazardous Wastes*).

The impact of the prior period adjustment on the June 30, 2022 comparative amounts is as follows:

| | Increase (Decrease) |
|--|------------------------|
| Asset Retirement Obligation (liability) | \$ 512,912 |
| Tangible Capital Assets – cost | 512,192 |
| Tangible Capital Assets – accumulated amortization | 512,192 |
| Accumulated Surplus – Invested in Capital Assets | (512,192) |

NOTE 18 RISK MANAGEMENT

The School District has exposure to the following risks from its use of financial instruments: credit risk, market risk and liquidity risk.

The Board ensures that the School District has identified its risks and ensures that management monitors and controls them.

a) Credit risk:

Credit risk is the risk of financial loss to an institution if a customer or counterparty to a financial instrument fails to meet its contractual obligations. Such risks arise principally from certain financial assets held consisting of cash, amounts receivable and investments.

The School District is exposed to credit risk in the event of non-performance by a borrower. This risk is mitigated as most amounts receivable are due from the Province and are collectible. It is management’s opinion that the School District is not exposed to significant credit risk associated with its cash deposits and investments as they are placed in recognized British Columbia institutions and the School District invests solely in mutual funds.

SCHOOL DISTRICT No. 92 (NISGA'A)
NOTES TO FINANCIAL STATEMENTS
YEAR ENDED JUNE 30, 2023

NOTE 18 RISK MANAGEMENT (continued)

b) Market risk:

Market risk is the risk that the fair value or future cash flows of a financial instrument will fluctuate because of changes in market prices. Market risk is comprised of currency risk and interest rate risk.

Currency risk is the risk that the fair value or future cash flows of a financial instrument will fluctuate because of changes in the foreign exchange rates. It is management's opinion that the School District is not exposed to significant currency risk, as amounts held, and purchases made in foreign currency are insignificant.

Interest rate risk is the risk that the fair value or future cash flows of a financial instrument will fluctuate because of changes in the market interest rates. The School District is exposed to interest rate risk through its investments. It is management's opinion that the School District is not exposed to significant interest rate risk as they invest solely in mutual funds.

c) Liquidity risk:

Liquidity risk is the risk that the School District will not be able to meet its financial obligations as they become due.

The School District manages liquidity risk by continually monitoring actual and forecasted cash flows from operations and anticipated investing activities to ensure, as far as possible, that it will always have sufficient liquidity to meet its liabilities when due, under both normal and stressed conditions, without incurring unacceptable losses or risking damage to the School District's reputation.

Risk Management and insurance services for all School Districts in British Columbia are provided by the Risk Management Branch of the Ministry of Finance.

School District No. 92 (Nisga'a)

Schedule 1

Schedule of Changes in Accumulated Surplus (Deficit) by Fund
Year Ended June 30, 2023

| | Operating Fund | Special Purpose Fund | Capital Fund | 2023 Actual | 2022 Actual |
|---|----------------|----------------------|--------------|-------------|-------------|
| | \$ | \$ | \$ | \$ | \$ |
| Accumulated Surplus (Deficit), beginning of year | 3,849,015 | | 3,909,675 | 7,758,690 | 6,282,595 |
| Prior Period Adjustments | | | | | (512,192) |
| Accumulated Surplus (Deficit), beginning of year, as restated | 3,849,015 | - | 3,909,675 | 7,758,690 | 5,770,403 |
| Changes for the year | | | | | |
| Surplus (Deficit) for the year | 2,195,411 | | (204,748) | 1,990,663 | 1,988,287 |
| Interfund Transfers | (1,972,173) | | 1,972,173 | - | |
| Tangible Capital Assets Purchased | 223,238 | | 1,767,425 | 1,990,663 | 1,988,287 |
| Net Changes for the year | 4,072,253 | | 5,677,100 | 9,749,353 | 7,758,690 |

School District No. 92 (Nisga'a)

Schedule of Operating Operations

Year Ended June 30, 2023

| | 2023 Budget | 2023 Actual | 2022 Actual |
|---|--------------------|--------------------|------------------|
| | \$ | \$ | \$ |
| Revenues | | | |
| Provincial Grants | | | |
| Ministry of Education and Child Care | 277,548 | 630,947 | 145,865 |
| Other | | 7,560 | 9,160 |
| Other Revenue | 8,695,356 | 9,541,302 | 9,153,673 |
| Rentals and Leases | 140,000 | 165,188 | 233,213 |
| Investment Income | 50,000 | 214,920 | 37,190 |
| Total Revenue | <u>9,162,904</u> | <u>10,559,917</u> | <u>9,579,101</u> |
| Expenses | | | |
| Instruction | 5,885,531 | 4,231,023 | 4,100,043 |
| District Administration | 1,474,978 | 1,611,287 | 1,188,998 |
| Operations and Maintenance | 2,187,900 | 1,837,676 | 1,561,188 |
| Transportation and Housing | 1,523,545 | 684,520 | 582,350 |
| Total Expense | <u>11,071,954</u> | <u>8,364,506</u> | <u>7,432,579</u> |
| Operating Surplus (Deficit) for the year | <u>(1,909,050)</u> | <u>2,195,411</u> | <u>2,146,522</u> |
| Budgeted Appropriation (Retirement) of Surplus (Deficit) | <u>2,909,050</u> | | |
| Net Transfers (to) from other funds | | | |
| Tangible Capital Assets Purchased | (1,000,000) | (1,972,173) | (901,005) |
| Total Net Transfers | <u>(1,000,000)</u> | <u>(1,972,173)</u> | <u>(901,005)</u> |
| Total Operating Surplus (Deficit), for the year | <u>-</u> | <u>223,238</u> | <u>1,245,517</u> |
| Operating Surplus (Deficit), beginning of year | | 3,849,015 | 2,603,498 |
| Operating Surplus (Deficit), end of year | | <u>4,072,253</u> | <u>3,849,015</u> |
| Operating Surplus (Deficit), end of year | | | |
| Internally Restricted | | 3,592,117 | 3,317,266 |
| Unrestricted | | 480,136 | 531,749 |
| Total Operating Surplus (Deficit), end of year | | <u>4,072,253</u> | <u>3,849,015</u> |

School District No. 92 (Nisga'a)

Schedule of Operating Revenue by Source

Year Ended June 30, 2023

| | 2023 Budget | 2023 Actual | 2022 Actual |
|---|------------------|-------------------|------------------|
| | \$ | \$ | \$ |
| Provincial Grants - Ministry of Education and Child Care | | | |
| Operating Grant, Ministry of Education and Child Care | 8,586,712 | 8,586,712 | 8,347,843 |
| ISC/LEA Recovery | (8,409,724) | (8,409,724) | (8,332,284) |
| Other Ministry of Education and Child Care Grants | | | |
| Pay Equity | 2,649 | 2,649 | 310 |
| Student Transportation Fund | 2,948 | 2,948 | 345 |
| Support Staff Benefits Grant | 6 | 13 | 1 |
| FSA Scorer Grant | 2,093 | 2,093 | 4,094 |
| Early Learning Framework (ELF) Implementation | 54 | 54 | 1,210 |
| Labour Settlement Funding | | 353,392 | |
| Anti-Racism Funding | 6,429 | 6,429 | 6,429 |
| Equity Scan Funding | 86,381 | 86,381 | 3,000 |
| Indigenous Equity Funding (21/22) | | | 79,000 |
| Extreme Weather Funding (21/22) | | | 35,917 |
| Total Provincial Grants - Ministry of Education and Child Care | 277,548 | 630,947 | 145,865 |
| Provincial Grants - Other | | 7,560 | 9,160 |
| Other Revenues | | | |
| Funding from First Nations | 8,653,356 | 9,378,300 | 9,001,277 |
| Miscellaneous | | | |
| Miscellaneous | 36,000 | 156,587 | 146,396 |
| Art Starts | 6,000 | 6,415 | 6,000 |
| Total Other Revenue | 8,695,356 | 9,541,302 | 9,153,673 |
| Rentals and Leases | 140,000 | 165,188 | 233,213 |
| Investment Income | 50,000 | 214,920 | 37,190 |
| Total Operating Revenue | 9,162,904 | 10,559,917 | 9,579,101 |

School District No. 92 (Nisga'a)

Schedule of Operating Expense by Object
Year Ended June 30, 2023

| | 2023 Budget | 2023 Actual | 2022 Actual |
|-------------------------------------|-------------------|------------------|------------------|
| | \$ | \$ | \$ |
| Salaries | | | |
| Teachers | 2,758,000 | 1,562,139 | 1,887,761 |
| Principals and Vice Principals | 1,123,000 | 1,127,506 | 954,102 |
| Educational Assistants | 222,000 | 132,679 | 131,961 |
| Support Staff | 1,151,500 | 1,081,772 | 1,028,375 |
| Other Professionals | 960,500 | 956,891 | 815,412 |
| Substitutes | 180,000 | 250,158 | 145,339 |
| Total Salaries | 6,395,000 | 5,111,145 | 4,962,950 |
| Employee Benefits | 1,524,437 | 959,436 | 988,584 |
| Total Salaries and Benefits | 7,919,437 | 6,070,581 | 5,951,534 |
| Services and Supplies | | | |
| Services | 587,520 | 565,911 | 296,844 |
| Student Transportation | 197,000 | 139,164 | |
| Professional Development and Travel | 271,097 | 260,596 | 174,150 |
| Rentals and Leases | 18,500 | 13,500 | |
| Dues and Fees | 47,100 | 31,098 | 32,534 |
| Insurance | 15,000 | 20,303 | 24,967 |
| Supplies | 1,606,300 | 927,576 | 630,999 |
| Utilities | 410,000 | 335,777 | 321,551 |
| Total Services and Supplies | 3,152,517 | 2,293,925 | 1,481,045 |
| Total Operating Expense | 11,071,954 | 8,364,506 | 7,432,579 |

School District No. 92 (Nisga'a)
 Operating Expense by Function, Program and Object
 Year Ended June 30, 2023

| | Teachers Salaries | Principals and Vice Principals Salaries | Educational Assistants Salaries | Support Staff Salaries | Other Professionals Salaries | Substitutes Salaries | Total Salaries |
|--|-------------------|---|---------------------------------|------------------------|------------------------------|----------------------|------------------|
| | \$ | \$ | \$ | \$ | \$ | \$ | \$ |
| 1 Instruction | | | | | | | |
| 1.02 Regular Instruction | 1,363,320 | 318,315 | | | | 176,769 | 1,858,404 |
| 1.03 Career Programs | | | | | | | - |
| 1.07 Library Services | | | | | | | - |
| 1.08 Counselling | 74,755 | | | | | 51,763 | 74,755 |
| 1.10 Special Education | 47,212 | | | | | | 98,975 |
| 1.30 English Language Learning | | 15,675 | | | | | 15,675 |
| 1.31 Indigenous Education | 76,852 | 213,140 | 132,679 | | 10,943 | | 433,614 |
| 1.41 School Administration | | 580,376 | | | | 25 | 706,715 |
| 1.60 Summer School | | | | | | | - |
| Total Function 1 | 1,562,139 | 1,127,506 | 132,679 | 126,314 | 10,943 | 228,557 | 3,188,138 |
| 4 District Administration | | | | | | | |
| 4.11 Educational Administration | | | | 27,424 | 322,750 | | 350,174 |
| 4.40 School District Governance | | | | | 55,114 | | 55,114 |
| 4.41 Business Administration | | | | 43,104 | 337,012 | | 380,116 |
| Total Function 4 | - | - | - | 70,528 | 714,876 | - | 785,404 |
| 5 Operations and Maintenance | | | | | | | |
| 5.41 Operations and Maintenance Administration | | | | 719,051 | 57,522 | 21,601 | 803,630 |
| 5.50 Maintenance Operations | | | | | 62,978 | | - |
| 5.52 Maintenance of Grounds | | | | | | | - |
| 5.56 Utilities | | | | | | | - |
| Total Function 5 | - | - | - | 719,051 | 120,500 | 21,601 | 861,152 |
| 7 Transportation and Housing | | | | | | | |
| 7.41 Transportation and Housing Administration | | | | | 46,017 | | 46,017 |
| 7.70 Student Transportation | | 104,918 | | | | | 104,918 |
| 7.73 Housing | | 60,961 | | | 64,555 | | 125,516 |
| Total Function 7 | - | - | - | 165,879 | 110,572 | - | 276,451 |
| 9 Debt Services | | | | | | | |
| Total Function 9 | - | - | - | - | - | - | - |
| Total Functions 1 - 9 | 1,562,139 | 1,127,506 | 132,679 | 1,081,772 | 956,891 | 250,158 | 5,111,145 |

School District No. 92 (Nisga'a)
 Operating Expense by Function, Program and Object
 Year Ended June 30, 2023

| | Total Salaries | Employee Benefits | Total Salaries and Benefits | Services and Supplies | 2023 Actual | 2023 Budget | 2022 Actual |
|--|------------------|-------------------|-----------------------------|-----------------------|------------------|-------------------|------------------|
| | \$ | \$ | \$ | \$ | \$ | \$ | \$ |
| I Instruction | | | | | | | |
| 1.02 Regular Instruction | 1,858,404 | 366,705 | 2,225,109 | 309,047 | 2,534,156 | 3,680,111 | 2,505,307 |
| 1.03 Career Programs | - | - | - | - | - | 66,250 | 21,201 |
| 1.07 Library Services | - | - | - | 2,685 | 2,685 | 15,000 | 438 |
| 1.08 Counselling | 74,755 | 3,241 | 77,996 | 2,724 | 80,720 | 92,500 | 101,904 |
| 1.10 Special Education | 98,975 | 21,700 | 120,675 | - | 120,675 | 323,500 | 14,094 |
| 1.30 English Language Learning | 15,675 | 2,879 | 18,554 | - | 18,554 | - | 87,500 |
| 1.31 Indigenous Education | 433,614 | 90,591 | 524,205 | 68,211 | 592,416 | 599,395 | 587,165 |
| 1.41 School Administration | 706,715 | 134,076 | 840,791 | 41,026 | 881,817 | 1,065,025 | 782,434 |
| 1.60 Summer School | - | - | - | - | - | 43,750 | - |
| Total Function 1 | 3,188,138 | 619,192 | 3,807,330 | 423,693 | 4,231,023 | 5,885,531 | 4,100,043 |
| 4 District Administration | | | | | | | |
| 4.11 Educational Administration | 350,174 | 57,787 | 407,961 | 205,113 | 613,074 | 540,844 | 459,855 |
| 4.40 School District Governance | 55,114 | 2,993 | 58,107 | 78,754 | 136,861 | 171,098 | 116,790 |
| 4.41 Business Administration | 380,116 | 69,151 | 449,267 | 412,085 | 861,352 | 763,036 | 612,353 |
| Total Function 4 | 785,404 | 129,931 | 915,335 | 695,952 | 1,611,287 | 1,474,978 | 1,188,998 |
| 5 Operations and Maintenance | | | | | | | |
| 5.41 Operations and Maintenance Administration | 57,522 | 13,213 | 70,735 | 16,617 | 87,352 | 73,950 | 59,918 |
| 5.50 Maintenance Operations | 803,630 | 144,493 | 948,123 | 417,027 | 1,365,150 | 1,620,950 | 1,148,476 |
| 5.52 Maintenance of Grounds | - | - | - | 39,941 | 39,941 | 75,000 | 31,243 |
| 5.56 Utilities | - | - | - | 345,233 | 345,233 | 418,000 | 321,551 |
| Total Function 5 | 861,152 | 157,706 | 1,018,858 | 818,818 | 1,837,676 | 2,187,900 | 1,561,188 |
| 7 Transportation and Housing | | | | | | | |
| 7.41 Transportation and Housing Administration | 46,017 | 10,570 | 56,587 | 4,809 | 61,396 | 51,320 | 43,192 |
| 7.70 Student Transportation | 104,918 | 17,301 | 122,219 | 139,164 | 261,383 | 379,400 | 206,966 |
| 7.73 Housing | 125,516 | 24,736 | 150,252 | 211,489 | 361,741 | 1,092,825 | 332,192 |
| Total Function 7 | 276,451 | 52,607 | 329,058 | 355,462 | 684,520 | 1,523,545 | 582,350 |
| 9 Debt Services | | | | | | | |
| Total Function 9 | - | - | - | - | - | - | - |
| Total Functions 1 - 9 | 5,111,145 | 959,436 | 6,070,581 | 2,293,925 | 8,364,506 | 11,071,954 | 7,432,579 |

School District No. 92 (Nisga'a)

Schedule of Special Purpose Operations
Year Ended June 30, 2023

| | 2023 Budget | 2023 Actual | 2022 Actual |
|---|------------------|------------------|------------------|
| | \$ | \$ | \$ |
| Revenues | | | |
| Provincial Grants | | | |
| Ministry of Education and Child Care | 134,272 | 96,098 | 202,106 |
| Other Revenue | 2,394,160 | 1,600,402 | 1,914,928 |
| Investment Income | | 40,725 | 4,331 |
| Total Revenue | <u>2,528,432</u> | <u>1,737,225</u> | <u>2,121,365</u> |
| Expenses | | | |
| Instruction | 2,474,116 | 1,682,910 | 2,068,205 |
| Operations and Maintenance | 54,316 | 54,315 | 53,160 |
| Total Expense | <u>2,528,432</u> | <u>1,737,225</u> | <u>2,121,365</u> |
| Special Purpose Surplus (Deficit) for the year | <u>-</u> | <u>-</u> | <u>-</u> |
| Total Special Purpose Surplus (Deficit) for the year | <u>-</u> | <u>-</u> | <u>-</u> |
| Special Purpose Surplus (Deficit), beginning of year | | | |
| Special Purpose Surplus (Deficit), end of year | | <u>-</u> | <u>-</u> |

School District No. 92 (Nisga'a)

Changes in Special Purpose Funds and Expense by Object
Year Ended June 30, 2023

| | Annual Facility Grant | Learning Improvement Fund | School Generated Funds | Stroug Start | Ready, Set, Learn | CommunityLINK | Classroom Enhancement Fund - Overhead | Classroom Enhancement Fund - Staffing | Mental Health in Schools |
|--|-----------------------|---------------------------|------------------------|---------------|-------------------|---------------|---------------------------------------|---------------------------------------|--------------------------|
| | \$ | \$ | \$ | \$ | \$ | \$ | \$ | \$ | \$ |
| Deferred Revenue, beginning of year | | | 29,465 | 5,464 | 15,536 | | | | |
| Add: Restricted Grants | | | | | | | | | |
| Provincial Grants - Ministry of Education and Child Care | 54,315 | 29,072 | | 32,000 | 9,800 | 145,604 | 114,790 | 775,621 | 57,000 |
| Other | 53,083 | 27,388 | 12,501 | | | 137,831 | 108,144 | 730,714 | 55,708 |
| Investment Income | | | 1,124 | | 479 | | | | |
| Less: Allocated to Revenue Recovered | 107,398 | 56,460 | 13,625 | 32,000 | 10,279 | 283,435 | 222,934 | 1,506,335 | 112,708 |
| | 54,315 | 29,072 | 14,480 | 19,942 | - | 126,780 | 30,495 | 462,017 | 52,892 |
| | 53,083 | 27,388 | | | | 137,831 | 108,144 | 730,714 | 55,708 |
| Deferred Revenue, end of year | - | - | 28,610 | 17,522 | 25,815 | 18,824 | 84,295 | 313,604 | 4,108 |
| Revenues | | | | | | | | | |
| Provincial Grants - Ministry of Education and Child Care | 1,232 | 1,684 | | 19,942 | | 7,773 | 6,646 | 44,907 | 1,292 |
| Other Revenue | 53,083 | 27,388 | 13,356 | | | 119,007 | 23,849 | 417,110 | 51,600 |
| Investment Income | | | 1,124 | | | | | | |
| Expenses | | | | | | | | | |
| Salaries | | | | | | | | | |
| Teachers | | | | | | | | | |
| Educational Assistants | | 23,627 | | | | 90,360 | 14,815 | 379,396 | |
| Support Staff | | | | | | | | | |
| Other Professionals | 40,877 | | | 15,092 | | | | | |
| Employee Benefits | 40,877 | 23,627 | | 15,092 | | 90,360 | 14,815 | 379,396 | |
| Services and Supplies | 8,815 | 5,445 | | 4,850 | | 18,063 | 3,704 | 82,621 | |
| | 4,623 | | 14,480 | | | 18,357 | 11,976 | | 52,892 |
| | 54,315 | 29,072 | 14,480 | 19,942 | | 126,780 | 30,495 | 462,017 | 52,892 |
| Net Revenue (Expense) before Interfund Transfers | - | - | - | - | - | - | - | - | - |
| Interfund Transfers | - | - | - | - | - | - | - | - | - |
| Net Revenue (Expense) | - | - | - | - | - | - | - | - | - |

School District No. 92 (Nisga'a)
 Changes in Special Purpose Funds and Expense by Object
 Year Ended June 30, 2023

| | Student & Family Affordability | ECL (Early Care & Learning) | District Community Literacy Plan | Trades | NLG/NLC Enhancement Fund | FNESC Skills Link Program | FNESC Language Program | TOTAL |
|--|--------------------------------|-----------------------------|----------------------------------|--------|--------------------------|---------------------------|------------------------|-----------|
| | \$ | \$ | \$ | \$ | \$ | \$ | \$ | \$ |
| Deferred Revenue, beginning of year | | | 466 | 780 | 25,956 | 5,003 | 1,030,025 | 1,112,695 |
| Add: Restricted Grants | 250,000 | 40,000 | | | | | | 1,508,202 |
| Provincial Grants - Ministry of Education and Child Care | 244,335 | | 18,140 | | | | 704,125 | 2,091,969 |
| Other Investment Income | | 750 | | | 973 | | 38,626 | 41,952 |
| Less: Allocated to Revenue | 494,335 | 40,750 | 18,140 | - | 973 | - | 742,751 | 3,642,123 |
| Recovered | 74,743 | 7,706 | 18,606 | 780 | 225 | 1,052 | 844,120 | 1,737,225 |
| Deferred Revenue, end of year | 175,257 | 33,044 | - | - | 26,704 | 3,951 | 928,656 | 1,660,390 |
| Revenues | | | | | | | | |
| Provincial Grants - Ministry of Education and Child Care | 5,666 | 6,956 | | | | | | 96,098 |
| Other Revenue | 69,077 | | 18,606 | 780 | | 1,052 | 805,494 | 1,600,402 |
| Investment Income | | 750 | | | 225 | | 38,626 | 40,725 |
| Expenses | | | | | | | | |
| Salaries | 74,743 | 7,706 | 18,606 | 780 | 225 | 1,052 | 844,120 | 1,737,225 |
| Teachers | | | | | | | | |
| Educational Assistants | | | | | | | | |
| Support Staff | | | | | | | | |
| Other Professionals | | | 5,512 | | | | | 20,604 |
| Employee Benefits | | | 5,512 | | | | 218,265 | 787,944 |
| Services and Supplies | 74,743 | 7,706 | 11,716 | 780 | 225 | 1,052 | 41,271 | 166,147 |
| | 74,743 | 7,706 | 18,606 | 780 | 225 | 1,052 | 584,584 | 783,134 |
| Net Revenue (Expense) before Interfund Transfers | | | | | | | | |
| Interfund Transfers | | | | | | | | |
| Net Revenue (Expense) | | | | | | | | |

School District No. 92 (Nisga'a)

Schedule of Capital Operations
Year Ended June 30, 2023

| | 2023 Budget | 2023 Actual | | | 2022 Actual |
|--|------------------|--|------------------|------------------|------------------|
| | | Invested in Tangible Capital Assets | Local Capital | Fund Balance | |
| | \$ | \$ | \$ | \$ | \$ |
| Revenues | | | | | |
| Investment Income | | | 13,969 | 13,969 | 2,756 |
| Amortization of Deferred Capital Revenue | 538,834 | 524,598 | | 524,598 | 435,778 |
| Total Revenue | 538,834 | 524,598 | 13,969 | 538,567 | 438,534 |
| Expenses | | | | | |
| Amortization of Tangible Capital Assets | | | | | |
| Operations and Maintenance | 618,518 | 643,372 | | 643,372 | 515,455 |
| Transportation and Housing | 104,901 | 99,943 | | 99,943 | 81,314 |
| Total Expense | 723,419 | 743,315 | - | 743,315 | 596,769 |
| Capital Surplus (Deficit) for the year | (184,585) | (218,717) | 13,969 | (204,748) | (158,235) |
| Net Transfers (to) from other funds | | | | | |
| Tangible Capital Assets Purchased | 1,000,000 | 1,972,173 | | 1,972,173 | 901,005 |
| Total Net Transfers | 1,000,000 | 1,972,173 | - | 1,972,173 | 901,005 |
| Other Adjustments to Fund Balances | | | | | |
| Tangible Capital Assets Purchased from Local Capital | | 53,225 | (53,225) | - | |
| Total Other Adjustments to Fund Balances | | 53,225 | (53,225) | - | |
| Total Capital Surplus (Deficit) for the year | 815,415 | 1,806,681 | (39,256) | 1,767,425 | 742,770 |
| Capital Surplus (Deficit), beginning of year | | 3,512,821 | 396,854 | 3,909,675 | 3,679,097 |
| Prior Period Adjustments | | | | | (512,192) |
| To Recognize Asset Retirement Obligation | | | | | (512,192) |
| Capital Surplus (Deficit), beginning of year, as restated | | 3,512,821 | 396,854 | 3,909,675 | 3,166,905 |
| Capital Surplus (Deficit), end of year | | 5,319,502 | 357,598 | 5,677,100 | 3,909,675 |

School District No. 92 (Nisga'a)
 Tangible Capital Assets
 Year Ended June 30, 2023

| | Sites | Buildings | Furniture and Equipment | Vehicles | Computer Software | Computer Hardware | Total |
|--|------------|------------|-------------------------|-----------|-------------------|-------------------|------------|
| | \$ | \$ | \$ | \$ | \$ | \$ | \$ |
| Cost, beginning of year | 1,168,081 | 26,049,077 | 376,006 | 821,572 | - | 108,836 | 28,523,572 |
| Prior Period Adjustments | | 512,192 | | | | | 512,192 |
| To Recognize Asset Retirement Obligation | | 26,561,269 | 376,006 | 821,572 | - | 108,836 | 29,035,764 |
| Cost, beginning of year, as restated | 1,168,081 | 26,561,269 | 376,006 | 821,572 | - | 108,836 | 29,035,764 |
| Changes for the Year | | | | | | | |
| Increase: | | | | | | | |
| Purchases from: | | | | | | | |
| Deferred Capital Revenue - Bylaw | | 6,116,902 | | 144,235 | | | 6,261,137 |
| Operating Fund | | 1,498,389 | 218,607 | 246,272 | | 8,905 | 1,972,173 |
| Local Capital | | | 53,225 | | | | 53,225 |
| Deemed Disposals | | 7,615,291 | 271,832 | 390,507 | | 8,905 | 8,286,535 |
| Decrease: | | | | | | | |
| Deemed Disposals | | | | 34,786 | | 58,047 | 92,833 |
| Work in Progress, end of year | | | | 34,786 | | 58,047 | 92,833 |
| Cost and Work in Progress, end of year | 1,168,081 | 34,176,560 | 647,838 | 1,177,293 | | 59,694 | 37,229,466 |
| Accumulated Amortization, beginning of year | | | | | | | |
| Prior Period Adjustments | | 13,391,366 | 154,610 | 432,456 | | 57,322 | 14,035,754 |
| To Recognize Asset Retirement Obligation | | 512,192 | | | | | 512,192 |
| Accumulated Amortization, beginning of year, as restated | | 13,903,558 | 154,610 | 432,456 | | 57,322 | 14,547,946 |
| Changes for the Year | | | | | | | |
| Increase: Amortization for the Year | | 575,326 | 51,193 | 99,943 | | 16,853 | 743,315 |
| Decrease: | | | | | | | |
| Deemed Disposals | | | | 34,786 | | 58,047 | 92,833 |
| Accumulated Amortization, end of year | | | | 34,786 | | 58,047 | 92,833 |
| Accumulated Amortization, end of year | 14,478,884 | 205,803 | 205,803 | 497,613 | | 16,128 | 15,198,428 |
| Tangible Capital Assets - Net | 1,168,081 | 19,697,676 | 442,035 | 679,680 | | 43,566 | 22,031,038 |

School District No. 92 (Nisga'a)

Deferred Capital Revenue
Year Ended June 30, 2023

| | Bylaw Capital | Other Provincial | Other Capital | Total Capital |
|---|-------------------|---------------------|------------------|-------------------|
| | \$ | \$ | \$ | \$ |
| Deferred Capital Revenue, beginning of year | 9,947,570 | 515,236 | | 10,462,806 |
| Changes for the Year | | | | |
| Increase: | | | | |
| Transferred from Deferred Revenue - Capital Additions | 6,261,137 | | | 6,261,137 |
| | <u>6,261,137</u> | - | - | <u>6,261,137</u> |
| Decrease: | | | | |
| Amortization of Deferred Capital Revenue | 495,779 | 28,819 | | 524,598 |
| | <u>495,779</u> | <u>28,819</u> | - | <u>524,598</u> |
| Net Changes for the Year | <u>5,765,358</u> | <u>(28,819)</u> | - | <u>5,736,539</u> |
| Deferred Capital Revenue, end of year | <u>15,712,928</u> | <u>486,417</u> | - | <u>16,199,345</u> |
| Work in Progress, beginning of year | | | | - |
| Changes for the Year | | | | |
| Net Changes for the Year | - | - | - | - |
| Work in Progress, end of year | - | - | - | - |
| Total Deferred Capital Revenue, end of year | <u>15,712,928</u> | <u>486,417</u> | - | <u>16,199,345</u> |

School District No. 92 (Nisga'a)
 Changes in Unspent Deferred Capital Revenue
 Year Ended June 30, 2023

| | Bylaw Capital | MECC Restricted Capital | Other Provincial Capital | Land Capital | Other Capital | Total |
|--|------------------|-------------------------------|--------------------------------|-----------------|------------------|-----------|
| | \$ | \$ | \$ | \$ | \$ | \$ |
| Balance, beginning of year | 620,473 | | | | | 620,473 |
| Changes for the Year | | | | | | |
| Increase: | | | | | | |
| Provincial Grants - Ministry of Education and Child Care | 5,701,468 | | | | | 5,701,468 |
| Decrease: | | | | | | |
| Transferred to DCR - Capital Additions | 6,261,137 | | | | | 6,261,137 |
| | 6,261,137 | | | | | 6,261,137 |
| Net Changes for the Year | (559,669) | | | | | (559,669) |
| Balance, end of year | 60,804 | | | | | 60,804 |

School District 92 (Nisga'a)
 SCHEDULE OF REMUNERATION AND EXPENSE
 YEAR ENDED JUNE 30,2023

| NAME | POSITION | REMUNERATION | EXPENSE |
|--------------------------------------|----------------------|--------------|------------|
| ELECTED OFFICIALS : | | | |
| Azak, Alvin | TRUSTEES | 3,544.68 | 957.54 |
| Davis, Elsie | TRUSTEES | 3,972.64 | 1,649.92 |
| Desson, Edward | TRUSTEES | 7,089.36 | |
| Hayduk, Norm | TRUSTEES | 3,568.68 | 671.72 |
| Johansen, John | TRUSTEES | 7,089.36 | 1,894.55 |
| Moore, Danica | TRUSTEES | 7,089.36 | 4,281.26 |
| Morven-Hansen, Winnifred | TRUSTEES | 7,945.28 | 3,797.32 |
| Nelson, George Jr. | TRUSTEES | 7,513.78 | 4,761.40 |
| Ousey, Charlene | TRUSTEES | 3,544.68 | |
| Stevens, Floyde | TRUSTEES | 3,756.64 | |
| TOTAL ELECTED OFFICIALS | | 55,114.46 | 18,013.71 |
| DETAILED EMPLOYEES > 75,000.00 : | | | |
| Azak, Cecilia | TEACHER | 99,636.50 | |
| Azak, Derek | TEACHER | 100,499.47 | |
| Azak, Tanya | Principal/Vice Princ | 142,400.55 | 239.55 |
| Beardsell, Sara J. | TEACHER | 102,082.58 | 176.84 |
| Cullen, Sharon | TEACHER, TEACHER SUM | 110,838.36 | 3,568.48 |
| Doolan, Rosetta | TEACHER, TEACHER SUM | 114,093.24 | 5,539.34 |
| Griffin, Lena | TEACHER, TEACHER SUM | 114,415.81 | 1,540.00 |
| Houde, Julie | TEACHER | 75,567.19 | 1,180.47 |
| Jensen, Jill | EDUCATION ADMINISTRA | 204,836.07 | 4,500.98 |
| Jorda Juanos, Olga | TEACHER, Principal/V | 120,750.08 | 5,018.96 |
| Koebel, Mark | Principal/Vice Princ | 154,199.30 | 3,412.59 |
| Krom, Janneke | TEACHER, TEACHER SUM | 100,041.91 | 251.91 |
| McKay, Jessica | TEACHER, Principal/V | 111,912.53 | 791.68 |
| McKay, Peter | Principal/Vice Princ | 155,278.01 | |
| Mercer, Paul | BUSINESS ADMINISTRAT | 80,993.14 | 2,021.53 |
| Newman, Lois | TEACHER | 102,629.62 | |
| Nyathi, Nomculelo | TEACHER, BUSINESS AD | 87,189.09 | 3,479.75 |
| Nyathi, Sibongile | TEACHER | 90,253.80 | 999.01 |
| Peal, Charity | TEACHER, Principal/V | 131,890.07 | 3,054.30 |
| Peal, Charmaine | TEACHER, TTOC CERTIF | 96,024.04 | |
| Percival, Floyd | BUSINESS ADMINISTRAT | 94,205.70 | |
| Robinson, Dena | BUSINESS ADMINISTRAT | 89,211.11 | |
| Robinson, Lavita | Principal/Vice Princ | 142,400.55 | |
| Swinn, Martha | Principal/Vice Princ | 146,154.49 | 4,164.89 |
| Tait, Larry | TEACHER | 87,695.93 | 817.98 |
| Tanner, Kory | BUSINESS ADMINISTRAT | 189,695.63 | 4,941.95 |
| Wilson, Linda | TEACHER, TEACHER SUM | 81,714.02 | |
| TOTAL DETAILED EMPLOYEES > 75,000.00 | | 3,126,608.79 | 45,700.21 |
| TOTAL EMPLOYEES <= 75,000.00 | | 2,819,393.48 | 158,307.86 |
| TOTAL | | 6,001,116.73 | 222,021.78 |

11/16/23 10:29:09
SDS GUI

School District 92 (Nisga'a)
SCHEDULE OF REMUNERATION AND EXPENSE
YEAR ENDED JUNE 30, 2023

PAGE 2
ACR01C41

| NAME | POSITION | REMUNERATION | EXPENSE |
|-----------------------------------|----------|--------------|------------|
| TOTAL EMPLOYER PREMIUM FOR CPP/EI | | | 313,597.78 |

**School District
Statement of Financial Information (SOFI)**

School District No. 92 (Nisga'a)

Fiscal Year Ended June 30, 2023

SCHEDULE OF DEBT

NIL

Prepared as required by *Financial Information Regulation*, Schedule 1, section 4

**School District
Statement of Financial Information (SOFI)**

School District No. 92 (Nisga'a)

Fiscal Year Ended June 30, 2023

SCHEDULE OF GUARANTEE AND INDEMNITY AGREEMENTS

School District No.92 (Nisga'a) has not given any guarantee or indemnity under the Guarantees and Indemnities Regulation.

Prepared as required by *Financial Information Regulation*, Schedule 1, section 5

**School District
Statement of Financial Information (SOFI)**

School District No. 92 (Nisga'a)

Fiscal Year Ended June 30, 2023

STATEMENT OF SEVERANCE AGREEMENTS

There were no severance agreements made between School District No.92 (Nisga'a) and its non-unionized employees during fiscal year 2021-2022.

Prepared as required by *Financial Information Regulation*, Schedule 1, subsection 6(7)

| VENDOR NAME | EXPENSE |
|-------------------------------------|---------------|
| ----- | ----- |
| DETAILED VENDORS > 25,000.00 : | |
| 1326544BC LIMITED | 47,534.56 |
| A&J ROOFING LTD. | 56,002.80 |
| AASE ROOF INSPECTIONS LTD. | 47,987.49 |
| ACADIA NORTHWEST MECHANICAL INC. | 110,841.97 |
| ALLAN LINDSTROM | 241,843.06 |
| BC HYDRO & POWER AUTHORITY | 275,636.07 |
| BOW VALLEY MACHINE SHOP LIMITED | 65,884.83 |
| BULKLEY-STIKINE JANITORS' WAREHOUSE | 54,837.77 |
| CIMS LP (101 INDUSTRIES) | 733,740.37 |
| COAST MOUNTAINS SCHOOL DISTRICT 82 | 68,014.00 |
| COSTA-LESSA MOTEL | 74,024.13 |
| D&MC LEARNING | 29,892.00 |
| D. GREENING WOODWORKS | 99,630.96 |
| DESJARDINS FINANCIAL SECURITY | 33,917.74 |
| EHT | 113,728.98 |
| EMCO CORPORATION | 67,537.22 |
| FINK MACHINE INC | 41,998.80 |
| FIRST TRUCK CENTRE VANCOUVER INC. | 148,750.56 |
| FRASER VALLEY BUILDING SUPPLIES INC | 139,663.08 |
| HABITAT SYSTEMS | 179,689.65 |
| HARRIS & COMPANY | 71,785.65 |
| HARTMAN ELECTRIC LTD | 161,129.33 |
| JANET N. MORT | 40,000.00 |
| JARVIS ENGINEERING CONSULTANTS | 88,520.76 |
| KONDOLAS FURNITURE | 86,596.38 |
| LUCKETT WENMAN & ASSOCIATES | 41,196.80 |
| MACCARTHY GM | 76,195.74 |
| MUNICIPAL PENSION PLAN | 155,626.48 |
| N. HARRIS COMPUTER CORPORATION | 63,675.07 |
| NORTHERN DRYWALL LTD. | 61,891.20 |
| NORTHWEST FUELS | 96,522.15 |
| PACIFIC BLUE CROSS | 99,095.05 |
| PEBT IN TRUST | 66,190.16 |
| PRIORITY VAC LTD | 45,549.53 |
| RDM EQUIPMENT SALES & RENTALS LTD | 178,987.82 |
| ROCKY POINT ENGINEERING | 25,950.06 |
| ROYAL MOUNTAIN LOCK & KEY | 35,491.98 |
| SCHOOL DISTRICT #71(COMOX VALLEY) | 158,009.87 |
| SEW OVER IT LTD | 31,866.10 |
| SILVERTIP PROMOTIONS | 54,776.76 |
| STATION ONE ARCHITECTS | 118,058.82 |
| TEACHERS PENSION PLAN | 360,041.52 |
| TECHNICON INDUSTRIES LTD | 5,159,431.42 |
| TERRACE BUILDERS CENTRE LTD. | 116,299.53 |
| TETRA TECH, TERRACE OFFICE | 30,535.31 |
| | ----- |
| TOTAL DETAILED VENDORS > 25,000.00 | 10,054,579.53 |
| TOTAL VENDORS <= 25,000.00 | 1,456,567.27 |
| | ===== |

11/16/23 10:39:05
SDS GUI

School District 92 (Nisga'a)
SCHEDULE OF PAYMENTS FOR GOODS AND SERVICE
YEAR ENDED JUNE 30,2023

PAGE 2
ACR01C42

VENDOR NAME

EXPENSE

TOTAL PAYMENTS FOR THE GOODS AND SERVICES

11,511,146.80

SCHEDULED PAYMENTS

| | |
|---------------------------------|---------------|
| REMUNERATION | 6,001,116.73 |
| EMPLOYEE EXPENSES | 222,021.78 |
| EMPLOYER CPP/EI | 313,597.78 |
| PAYMENTS FOR GOODS AND SERVICES | 11,511,146.80 |
| TOTAL SCHEDULED PAYMENTS | 18,047,883.09 |

RECONCILIATION ITEMS

| | |
|----------------------------|---------------|
| NONCASH ITEMS: | |
| ACCOUNTS PAYABLE ACCRUALS | 1,213,104.00 |
| PAYROLL ACCRUALS | 5,075.00 |
| INVENTORIES AND PREPAIDS | 29,971.00 |
| PAYMENTS INCLUDED: | |
| TAXABLE BENEFITS | 17,577.53- |
| OTHER: | |
| THIRD PARTY RECOVERIES | 0.00 |
| GST/HST REBATE | 326,845.32- |
| RECOVERIES OF EXPENSES | 127.19- |
| MISCELLANEOUS | 8,106,437.05- |
| TOTAL RECONCILIATION ITEMS | 7,202,837.09- |

FINANCIAL STATEMENT EXPENDITURES

| | |
|--|---------------|
| OPERATING FUND | 8,364,506.00 |
| TRUST FUND | 1,737,225.00 |
| CAPITAL FUND | 743,315.00 |
| TOTAL FINANCIAL STATEMENT EXPENDITURES | 10,845,046.00 |

BALANCE

=====

0.00