



Ministry of Education

SCHOOL DISTRICT STATEMENT OF FINANCIAL INFORMATION (SOFI)


6049

SCHOOL DISTRICT NUMBER		NAME OF SCHOOL DISTRICT		YEAR	
82		School District No. 82 (Coast Mountains)		2024-2025	
OFFICE LOCATION(S)				TELEPHONE NUMBER	
3211 Kenney Street, Terrace , BC				250 635 4931	
MAILING ADDRESS					
3211 Kenney Street					
CITY			PROVINCE		POSTAL CODE
Terrace			BC		V8G 3E9
NAME OF SUPERINTENDENT				TELEPHONE NUMBER	
Tracey MacMillan				250 638 4407	
NAME OF SECRETARY TREASURER				TELEPHONE NUMBER	
Ginger Fuller				250 638 4434	

DECLARATION AND SIGNATURES

We, the undersigned, certify that the attached is a correct and true copy of the Statement of Financial Information for the year ended June 30, 2025

for School District No. 82 as required under Section 2 of the Financial Information Act.



	DATE SIGNED
	DATE SIGNED
	DATE SIGNED

**School District
Statement of Financial Information (SOFI)**

School District No. 82 (Coast Mountains)

Fiscal Year Ended June 30, 2025

MANAGEMENT REPORT

The Financial Statements contained in this Statement of Financial Information under the *Financial Information Act* have been prepared by management in accordance with Canadian generally accepted accounting principles and the integrity and objectivity of these statements are management's responsibility.

Management is also responsible for all other schedules of financial information and for ensuring this information is consistent, where appropriate, with the information contained in the financial statements and for implementing and maintaining a system of internal controls to provide reasonable assurance that reliable financial information is produced.

The Board of Education of School District 82 (Coast Mountains) (called the "Board") is responsible for ensuring that management fulfils its responsibilities for financial reporting and internal control and for approving the financial information included in the Statement of Financial Information.

The external auditors, Vohora LLP, conduct an independent examination, in accordance with generally accepted auditing standards, and express their opinion on the financial statements as required by the *School Act*. Their examination does not relate to the other schedules of financial information required by the *Financial Information Act*. Their examination includes a review and evaluation of the board's system of internal control and appropriate tests and procedures to provide reasonable assurance that the financial statements are presented fairly.

On behalf of School District No. 82 (Coast Mountains)



Ginger Fuller, Secretary Treasurer

Date: December 16, 2025

**School District
Statement of Financial Information (SOFI)**

School District No. 82 (Coast Mountains)

Fiscal Year Ended June 30, 2025

TABLE OF CONTENTS

Documents are arranged in the following order:

1. Approval of Statement of Financial Information
2. Financial Information Act Submission Checklist
3. Management Report
4. Audited Financial Statements
5. Schedule of Debt
6. Schedule of Guarantee and Indemnity Agreements
7. Schedule of Remuneration and Expenses including:
 - Statement of Severance Agreements
 - Reconciliation or explanation of differences to Audited Financial Statements
8. Schedule of Payments for the Provision of Goods and Services including:
 - Reconciliation or explanation of differences to Audited Financial Statements

Statement of Financial Information for Year Ended June 30, 2025

Financial Information Act-Submission Checklist

	<i>Due Date</i>
a) <input type="checkbox"/> A statement of assets and liabilities (audited financial statements).	<i>September 30</i>
b) <input type="checkbox"/> An operational statement including, i) a Statement of Income and ii) a Statement of Changes in Financial Position, or, if omitted, an explanation in the Notes to Financial Statements (audited financial statements)	<i>September 30</i>
c) <input type="checkbox"/> A schedule of debts (audited financial statements).	<i>September 30</i>
d) <input type="checkbox"/> A schedule of guarantee and indemnity agreements including the names of the entities involved and the amount of money involved. (Note: Nil schedules can be submitted December 31).	<i>September 30</i>
e) A schedule of remuneration and expenses, including:	<i>December 31</i>
<input type="checkbox"/> i) an alphabetical list of employees earning over \$75,000, the total amount of expenses paid to or on behalf of each employee for the year reported and a consolidated total for employees earning under \$75,000. If the total wages and expenses differs from the audited financial statements, an explanation is required.	
<input type="checkbox"/> ii) a list by name and position of Board Members with the amount of any salary and expenses paid to or on behalf of the member	
<input type="checkbox"/> iii) the number of severance agreements started during the fiscal year and the range of months' pay covered by the agreement, in respect of excluded employees. If there are no agreements to report, an explanation is required	
f) <input type="checkbox"/> An alphabetical list of suppliers receiving over \$25,000 and a consolidated total for those suppliers receiving less than \$25,000. If the total differs from the Audited Financial Statements, an explanation is required.	<i>December 31</i>
g) <input type="checkbox"/> Approval of Statement of Financial Information.	<i>December 31</i>
h) <input type="checkbox"/> A management report approved by the Chief Financial Officer	<i>December 31</i>

**School District
Statement of Financial Information (SOFI)**

School District No. 82 (Coast Mountains)

Fiscal Year Ended June 30, 2025

MANAGEMENT REPORT

The Financial Statements contained in this Statement of Financial Information under the *Financial Information Act* have been prepared by management in accordance with Canadian generally accepted accounting principles and the integrity and objectivity of these statements are management's responsibility.

Management is also responsible for all other schedules of financial information and for ensuring this information is consistent, where appropriate, with the information contained in the financial statements and for implementing and maintaining a system of internal controls to provide reasonable assurance that reliable financial information is produced.

The Board of Education of School District 82 (Coast Mountains) (called the "Board") is responsible for ensuring that management fulfils its responsibilities for financial reporting and internal control and for approving the financial information included in the Statement of Financial Information.

The external auditors, Vohora LLP, conduct an independent examination, in accordance with generally accepted auditing standards, and express their opinion on the financial statements as required by the *School Act*. Their examination does not relate to the other schedules of financial information required by the *Financial Information Act*. Their examination includes a review and evaluation of the board's system of internal control and appropriate tests and procedures to provide reasonable assurance that the financial statements are presented fairly.

On behalf of School District No. 82 (Coast Mountains)

Tracey MacMillan, Superintendent of Schools
Date: December 16, 2025

Ginger Fuller, Secretary Treasurer
Date: December 16, 2025

Prepared as required by *Financial Information Regulation*, Schedule 1, section 9

Audited Financial Statements of

School District No. 82 (Coast Mountains)

And Independent Auditors' Report thereon

June 30, 2025

School District No. 82 (Coast Mountains)

June 30, 2025

Table of Contents

Management Report	1
Independent Auditors' Report	2-4
Statement of Financial Position - Statement 1	5
Statement of Operations - Statement 2	6
Statement of Changes in Net Debt - Statement 4	7
Statement of Cash Flows - Statement 5	8
Notes to the Financial Statements	9-24
Schedule of Changes in Accumulated Surplus (Deficit) by Fund - Schedule 1	25
Schedule of Operating Operations - Schedule 2	26
Schedule 2A - Schedule of Operating Revenue by Source	27
Schedule 2B - Schedule of Operating Expense by Object	28
Schedule 2C - Operating Expense by Function, Program and Object	29
Schedule of Special Purpose Operations - Schedule 3	31
Schedule 3A - Changes in Special Purpose Funds and Expense by Object	32
Schedule of Capital Operations - Schedule 4	36
Schedule 4A - Tangible Capital Assets	37
Schedule 4C - Deferred Capital Revenue	38
Schedule 4D - Changes in Unspent Deferred Capital Revenue	39

School District No. 82 (Coast Mountains)

MANAGEMENT REPORT

Version: 1213-9468-7485

Management's Responsibility for the Financial Statements.

The accompanying financial statements of School District No. 82 (Coast Mountains) have been prepared by management in accordance with the accounting requirements of Section 23.1 of the Budget Transparency and Accountability Act of British Columbia, supplemented by Regulations 257/2010 and 198/2011 issued by the Province of British Columbia Treasury Board, and the integrity and objectivity of these statements are management's responsibility. Management is also responsible for all of the notes to the financial statements and schedules, and for ensuring that this information is consistent, where appropriate, with the information contained in the financial statements.


The preparation of financial statements necessarily involves the use of estimates based on management's judgment particularly when transactions affecting the current accounting period cannot be finalized with certainty until future periods.

Management is also responsible for implementing and maintaining a system of internal controls to provide reasonable assurance that assets are safeguarded, transactions are properly authorized and reliable financial information is produced.

The Board of Education of School District No. 82 (Coast Mountains) (called the "Board") is responsible for ensuring that management fulfills its responsibilities for financial reporting and internal control and exercises these responsibilities through the Board. The Board reviews internal financial statements on a monthly basis and externally audited financial statements yearly.

The external auditors, Vohora LLP, conduct an independent examination, in accordance with Canadian generally accepted auditing standards, and express their opinion on the financial statements. The external auditors have full and free access to financial management of School District No. 82 (Coast Mountains) and meet when required. The accompanying Independent Auditors' Report outlines their responsibilities, the scope of their examination and their opinion on the School District's financial statements.

On behalf of School District No. 82 (Coast Mountains)



Sept 24 2025
Date Signed

September 24, 2025
Date Signed

Sept 24, 2025
Date Signed



Vohora LLP
CPAs & Business Advisors

2nd Floor – 4544 Lakelse Avenue
Terrace, BC V8G 1P8

Phone: (250) 635-6126
Fax: (250) 635-2182
Toll Free Phone: (800) 281-5214
Email: firm@vohora.ca
www.vohora.ca

INDEPENDENT AUDITOR'S REPORT

To the Board of Education of School District No. 82 (Coast Mountains)

Report on the Financial Statements

Opinion

We have audited the financial statements of School District No. 82 (Coast Mountains) (the "School District"), which comprise the statement of financial position as at June 30, 2025, and the statements of operations, changes in net debt and cash flows for the year then ended, and notes to the financial statements, including a summary of significant accounting policies.

In our opinion, the accompanying financial statements present fairly, in all material respects, the financial position of the School District as at June 30, 2025, and the results of its operations and cash flows for the year then ended in accordance with section 23.1 of the Budget Transparency and Accountability Act of the Province of British Columbia.

Basis for Opinion

We conducted our audit in accordance with Canadian generally accepted auditing standards. Our responsibilities under those standards are further described in the *Auditor's Responsibilities for the Audit of the Financial Statements* section of our report. We are independent of the School District in accordance with ethical requirements that are relevant to our audit of the financial statements in Canada, and we have fulfilled our other ethical responsibilities in accordance with these requirements. We believe that the audit evidence we have obtained is sufficient and appropriate to provide a basis for our opinion.

Responsibilities of Management and Those Charged with Governance for the Financial Statements

Management is responsible for the preparation and fair presentation of the financial statements in accordance with section 23.1 of the Budget Transparency and Accountability Act of the Province of British Columbia, and for such internal control as management determines is necessary to enable the preparation of financial statements that are free from material misstatement, whether due to fraud or error.

In preparing the financial statements, management is responsible for assessing the School District's ability to continue as a going concern, disclosing, as applicable, matters related to going concern and using the going concern basis of accounting unless management either intends to liquidate the School District or to cease operations, or has no realistic alternative but to do so.

Those charged with governance are responsible for overseeing the School District's financial reporting process.





Vohora LLP
CPAs & Business Advisors

INDEPENDENT AUDITOR'S REPORT *(continued)*

Auditor's Responsibilities for the Audit of the Financial Statements

Our objectives are to obtain reasonable assurance about whether the financial statements as a whole are free from material misstatement, whether due to fraud or error, and to issue an auditor's report that includes our opinion. Reasonable assurance is a high level of assurance, but is not a guarantee that an audit conducted in accordance with Canadian generally accepted auditing standards will always detect a material misstatement when it exists. Misstatements can arise from fraud or error and are considered material if, individually or in the aggregate, they could reasonably be expected to influence the economic decisions of users taken on the basis of these financial statements.

As part of an audit in accordance with Canadian generally accepted auditing standards, we exercise professional judgment and maintain professional skepticism throughout the audit. We also:

- Identify and assess the risks of material misstatement of the financial statements, whether due to fraud or error, design and perform audit procedures responsive to those risks, and obtain audit evidence that is sufficient and appropriate to provide a basis for our opinion. The risk of not detecting a material misstatement resulting from fraud is higher than for one resulting from error, as fraud may involve collusion, forgery, intentional omissions, misrepresentations, or the override of internal control.
- Obtain an understanding of internal control relevant to the audit in order to design audit procedures that are appropriate in the circumstances, but not for the purpose of expressing an opinion on the effectiveness of the School District's internal control.
- Evaluate the appropriateness of accounting policies used and the reasonableness of accounting estimates and related disclosures made by management.
- Conclude on the appropriateness of management's use of the going concern basis of accounting and, based on the audit evidence obtained, whether a material uncertainty exists related to events or conditions that may cast significant doubt on the School District's ability to continue as a going concern. If we conclude that a material uncertainty exists, we are required to draw attention in our auditor's report to the related disclosures in the financial statements or, if such disclosures are inadequate, to modify our opinion. Our conclusions are based on the audit evidence obtained up to the date of our auditor's report. However, future events or conditions may cause the School District to cease to continue as a going concern.
- Evaluate the overall presentation, structure and content of the financial statements, including the disclosures, and whether the financial statements represent the underlying transactions and events in a manner that achieves fair presentation.

We communicate with those charged with governance regarding, among other matters, the planned scope and timing of the audit and significant audit findings, including any significant deficiencies in internal control that we identify during our audit.

(continues)



Vohora LLP
CPAs & Business Advisors

INDEPENDENT AUDITOR'S REPORT *(continued)*

Supplementary Information

Our audit was conducted for the purpose of forming an opinion on the basic financial statements of the School District taken as a whole. The current year's supplementary information included in Schedules 1 to 4D is presented for purposes of additional analysis. Such supplementary information has been subjected to the auditing procedures applied in the audit of the financial statements and, in our opinion, is fairly stated in all material respects, in relation to the financial statements taken as a whole.

Terrace, BC
September 24, 2025

Vohora LLP
Chartered Professional Accountants


School District No. 82 (Coast Mountains)

Statement 1

Statement of Financial Position
As at June 30, 2025

	2025 Actual \$	2024 Actual \$
Financial Assets		
Cash and Cash Equivalents (Note 2)	9,913,572	10,481,551
Accounts Receivable		
Due from Province - Ministry of Education and Child Care	442,518	195,956
Due from First Nations	3,314,596	2,891,667
Other (Note 3)	722,475	763,802
Total Financial Assets	14,393,161	14,332,976
Liabilities		
Accounts Payable and Accrued Liabilities		
Other (Note 4)	6,196,834	6,423,561
Unearned Revenue (Note 5)	498,920	210,515
Deferred Revenue (Note 6)	2,583,330	2,395,811
Deferred Capital Revenue (Note 7)	46,909,815	44,916,887
Employee Future Benefits (Note 8)	1,549,838	1,512,873
Asset Retirement Obligation (Note 17)	18,267,631	18,267,631
Other Liabilities	214,758	239,122
Total Liabilities	76,221,126	73,966,400
Net Debt	(61,827,965)	(59,633,424)
Non-Financial Assets		
Tangible Capital Assets (Note 9)	65,931,361	64,443,006
Prepaid Expenses (Note 2)	593,687	392,035
Supplies Inventory (Note 2)	81,298	52,137
Total Non-Financial Assets	66,606,346	64,887,178
Accumulated Surplus (Deficit)	4,778,381	5,253,754

Approved by the Board



Sept. 24 2025
Date Signed

Sept. 24 2025
Date Signed

Sept 24, 2025
Date Signed

School District No. 82 (Coast Mountains)

Statement 2

Statement of Operations
Year Ended June 30, 2025

	2025 Budget	2025 Actual	2024 Actual
	\$	\$	\$
Revenues			
Provincial Grants			
Ministry of Education and Child Care	66,486,525	65,429,114	64,161,353
Other	114,500	123,080	159,310
Federal Grants	370,800	300,805	218,987
Tuition	465,000	482,005	166,608
Other Revenue	8,810,794	9,402,904	9,329,524
Rentals and Leases	700,000	733,938	693,333
Investment Income	250,000	194,007	302,084
Amortization of Deferred Capital Revenue	2,236,467	2,256,390	2,185,592
Total Revenue	79,434,086	78,922,243	77,216,791
Expenses			
Instruction	62,241,462	60,683,239	59,263,412
District Administration	3,303,218	2,850,209	2,951,811
Operations and Maintenance	13,174,910	13,092,315	12,801,737
Transportation and Housing	2,730,374	2,771,853	2,558,891
Total Expense	81,449,964	79,397,616	77,575,851
Surplus (Deficit) for the year	(2,015,878)	(475,373)	(359,060)
Accumulated Surplus (Deficit) from Operations, beginning of year		5,253,754	5,612,814
Accumulated Surplus (Deficit) from Operations, end of year		4,778,381	5,253,754

School District No. 82 (Coast Mountains)

Statement 4

Statement of Changes in Net Debt

Year Ended June 30, 2025

	2025 Budget \$	2025 Actual \$	2024 Actual \$
Surplus (Deficit) for the year	(2,015,878)	(475,373)	(359,060)
Effect of change in Tangible Capital Assets			
Acquisition of Tangible Capital Assets (Note 9)	(4,249,318)	(4,809,285)	(4,084,584)
Amortization of Tangible Capital Assets (Note 9)	3,244,063	3,320,930	3,266,326
Total Effect of change in Tangible Capital Assets	(1,005,255)	(1,488,355)	(818,258)
Acquisition of Prepaid Expenses		(29,161)	(33,716)
Acquisition of Supplies Inventory		(201,652)	135,523
Total Effect of change in Other Non-Financial Assets	-	(230,813)	101,807
(Increase) Decrease in Net Debt, before Net Remeasurement Gains (Losses)	(3,021,133)	(2,194,541)	(1,075,511)
Net Remeasurement Gains (Losses)			
(Increase) Decrease in Net Debt		(2,194,541)	(1,075,511)
Net Debt, beginning of year		(59,633,424)	(58,557,913)
Net Debt, end of year		(61,827,965)	(59,633,424)

School District No. 82 (Coast Mountains)

Statement 5

Statement of Cash Flows
Year Ended June 30, 2025

	2025 Actual \$	2024 Actual \$
Operating Transactions		
Surplus (Deficit) for the year	(475,373)	(359,060)
Changes in Non-Cash Working Capital		
Decrease (Increase)		
Accounts Receivable	(628,164)	(783,374)
Supplies Inventories	(29,161)	(33,716)
Prepaid Expenses	(201,652)	135,523
Increase (Decrease)		
Accounts Payable and Accrued Liabilities	(226,726)	(82,041)
Unearned Revenue	288,405	210,515
Deferred Revenue	187,519	72,147
Employee Future Benefits	36,965	(10,886)
Other Liabilities	(24,365)	71,302
Amortization of Tangible Capital Assets	3,320,930	3,266,326
Amortization of Deferred Capital Revenue	(2,256,390)	(2,185,592)
Total Operating Transactions	<u>(8,012)</u>	<u>301,144</u>
Capital Transactions		
Tangible Capital Assets Purchased	(4,809,285)	(4,084,584)
Total Capital Transactions	<u>(4,809,285)</u>	<u>(4,084,584)</u>
Financing Transactions		
Capital Revenue Received	4,249,318	3,223,646
Total Financing Transactions	<u>4,249,318</u>	<u>3,223,646</u>
Net Increase (Decrease) in Cash and Cash Equivalents	(567,979)	(559,794)
Cash and Cash Equivalents, beginning of year	<u>10,481,551</u>	<u>11,041,345</u>
Cash and Cash Equivalents, end of year	<u>9,913,572</u>	<u>10,481,551</u>
Cash and Cash Equivalents, end of year, is made up of:		
Cash	9,913,572	10,481,551
	<u>9,913,572</u>	<u>10,481,551</u>

**SCHOOL DISTRICT 82 (COAST MOUNTAINS)
NOTES TO FINANCIAL STATEMENTS
YEAR ENDED JUNE 30, 2025**

NOTE 1 AUTHORITY AND PURPOSE

The School District, operates under authority of the *School Act* of British Columbia as a corporation under the name of "The Board of Education of School District No. 82 (Coast Mountains)", and operates as "School District No. 82 (Coast Mountains)." A board of education ("Board") elected for a four-year term governs the School District. The School District provides educational programs to students enrolled in schools in the district and is principally funded by the Province of British Columbia through the Ministry of Education and Child Care. School District No. 82 (Coast Mountains) is exempt from federal and provincial corporate income taxes.

NOTE 2 SUMMARY OF SIGNIFICANT ACCOUNTING POLICIES

a) Basis of Accounting

These financial statements have been prepared in accordance with Section 23.1 of the *Budget Transparency and Accountability Act of the Province of British Columbia*. This Section requires that the financial statements be prepared in accordance with Canadian public sector accounting standards except in regard to the accounting for government transfers as set out in Notes 2(e) and 2(l).

In November 2011, Treasury Board provided a directive through Restricted Contributions Regulation 198/2011 providing direction for the reporting of restricted contributions whether they are received or receivable by the School District before or after this regulation was in effect.

As noted in notes 2(e) and 2(l), Section 23.1 of the *Budget Transparency and Accountability Act* and its related regulations require the School District to recognize government transfers for the acquisition of capital assets into revenue on the same basis as the related amortization expense.

As these transfers do not contain stipulations that create a liability, Canadian public sector accounting standards would require that:

- government transfers, which do not contain a stipulation that creates a liability, be recognized as revenue by the recipient when approved by the transferor and the eligibility criteria have been met in accordance with public sector accounting standard PS3410; and
- externally restricted contributions be recognized as revenue in the period in which the resources are used for the purpose or purposes specified in accordance with public sector accounting standard PS3100.

**SCHOOL DISTRICT 82 (COAST MOUNTAINS)
NOTES TO FINANCIAL STATEMENTS
YEAR ENDED JUNE 30, 2025**

NOTE 2 SUMMARY OF SIGNIFICANT ACCOUNTING POLICIES (Continued)

a) Basis of Accounting (cont'd)

The impact of this difference on the financial statements of the School District is as follows:

Year-ended June 30, 2024 – increase in annual surplus by \$1,209,321

June 30, 2024 – increase in accumulated surplus and decrease in deferred contributions by \$44,763,068

Year-ended June 30, 2025 – increase in annual surplus by \$2,097,146

June 30, 2025 – increase in accumulated surplus and decrease in deferred contributions by \$46,860,214

b) Cash and Cash Equivalents

Cash and cash equivalents include cash and highly liquid assets that are readily convertible to known amounts of cash and that are subject to an insignificant risk of change in value. These cash equivalents generally have a maturity of three months or less at acquisition and are held for the purpose of meeting short-term cash commitments rather than for investing.

c) Accounts Receivable

Accounts receivables are measured at amortized cost and shown net of allowance for doubtful accounts.

d) Unearned Revenue

Unearned revenue includes tuition fees received for courses to be delivered in future periods and receipt of proceeds for services or products to be delivered in a future period. Revenue will be recognized in that future period when the courses, services, or products are provided.

e) Deferred Revenue and Deferred Capital Revenue

Deferred revenue includes contributions received with stipulations that meet the description of restricted contributions in the Restricted Contributions Regulation 198/2011 issued by Treasury Board. When restrictions are met, deferred revenue is recognized as revenue in the fiscal year in a manner consistent with the circumstances and evidence used to support the initial recognition of the contributions received as a liability as detailed in Note 2 (l).

Funding received for the acquisition of depreciable tangible capital assets is recorded as deferred capital revenue and amortized over the life of the asset acquired as revenue in the statement of operations. This accounting treatment is not consistent with the requirements of Canadian

**SCHOOL DISTRICT 82 (COAST MOUNTAINS)
NOTES TO FINANCIAL STATEMENTS
YEAR ENDED JUNE 30, 2025**

NOTE 2 SUMMARY OF SIGNIFICANT ACCOUNTING POLICIES (Continued)

e) Deferred Revenue and Deferred Capital Revenue (cont'd)

public sector accounting standards which require that government transfers be recognized as revenue when approved by the transferor and eligibility criteria have been met unless the transfer contains a stipulation that creates a liability in which case the transfer is recognized as revenue over the period that the liability is extinguished. See note 2 (a) for the impact of this policy on these financial statements.

f) Employee Future Benefits

The School District provides certain post-employment benefits including vested and non-vested benefits for certain employees pursuant to certain contracts and union agreements. The School District accrues its obligations and related costs including both vested and non-vested benefits under employee future benefit plans. Benefits include vested sick leave, accumulating non-vested sick leave, early retirement, retirement/severance, vacation, overtime and death benefits. The benefits cost is actuarially determined using the projected unit credit method pro-rated on service and using management's best estimate of expected salary escalation, termination rates, retirement rates and mortality. The discount rate used to measure obligations is based on the cost of borrowing. The cumulative unrecognized actuarial gains and losses are amortized over the expected average remaining service lifetime of active employees covered under the plan.

The most recent valuation of the obligation was performed at March 31, 2025 and projected to March 31, 2025. The next valuation will be performed at March 31, 2028 for use at June 30, 2028. For the purposes of determining the financial position of the plans and the employee future benefit costs, a measurement date of March 31 was adopted for all periods subsequent to July 1, 2004.

The School district and its employees make contributions to the Teachers' Pension Plan and Municipal Pension Plan. The plans are multi-employer plans where assets and obligations are not separated. The costs are expensed as incurred.

g) Asset Retirement Obligations

A liability is recognized when, as at the financial reporting date:

- (a) there is a legal obligation to incur retirement costs in relation to a tangible capital asset;
- (b) the past transaction or event giving rise to the liability has occurred;

SCHOOL DISTRICT 82 (COAST MOUNTAINS)
NOTES TO FINANCIAL STATEMENTS
YEAR ENDED JUNE 30, 2025

NOTE 2 SUMMARY OF SIGNIFICANT ACCOUNTING POLICIES *(Continued)*

g) Asset Retirement Obligations (cont'd)

- (c) it is expected that future economic benefits will be given up; and
- (d) a reasonable estimate of the amount can be made.

The liability for the removal of asbestos and other hazardous material in several of the buildings owned by the School District has been initially recognized using the modified retroactive method. The liability has been measured at current cost as the timing and amounts of future cash flows cannot be estimated. The resulting costs have been capitalized into the carrying amount of tangible capital assets and are being amortized on the same basis as the related tangible capital asset (see note 2 (h)). Assumptions used in the calculations are reviewed annually.

h) Tangible Capital Assets

The following criteria apply:

- Tangible capital assets acquired or constructed are recorded at cost which includes amounts that are directly related to the acquisition, design, construction, development, improvement or betterment of the assets. Cost also includes overhead directly attributable to construction as well as interest costs that are directly attributable to the acquisition or construction of the asset.
- Donated tangible capital assets are recorded at their fair market value on the date of donation, except in circumstances where fair value cannot be reasonably determined, which are then recognized at nominal value. Transfers of capital assets from related parties are recorded at carrying value.
- Work-in-progress is recorded as an acquisition to the applicable asset class at substantial completion.
- Tangible capital assets are written down to residual value when conditions indicate they no longer contribute to the ability of the School District to provide services or when the value of future economic benefits associated with the sites and buildings are less than their net book value. The write-downs are accounted for as expenses in the Statement of Operations.
- Buildings that are demolished or destroyed are written-off.
- Works of art, historic assets and other intangible assets are not recorded as assets in these financial statements.
- The cost, less residual value, of tangible capital assets (excluding sites), is amortized on a straight-line basis over the estimated useful life of the asset. It is management's responsibility to determine the appropriate useful lives for tangible capital assets. These useful lives are reviewed on a regular basis or if significant events initiate the need to revise.

**SCHOOL DISTRICT 82 (COAST MOUNTAINS)
NOTES TO FINANCIAL STATEMENTS
YEAR ENDED JUNE 30, 2025**

NOTE 2 SUMMARY OF SIGNIFICANT ACCOUNTING POLICIES *(Continued)*

h) Tangible Capital Assets (cont'd)

- Estimated useful life is as follows:

Buildings	40 years
Furniture & Equipment	10 years
Vehicles	10 years
Computer Software	5 years
Computer Hardware	5 years

i) Prepaid Expenses

Association memberships, software license fees, fleet insurance, computer repairs supplies and equipment are included as a prepaid expense and stated at acquisition cost and are charged to expense over the periods expected to benefit from it.

j) Supplies Inventory

Supplies inventory held for consumption or use include computer hardware and are recorded at the lower historical cost and replacement cost.

k) Funds and Reserves

Certain amounts, as approved by the Board are set aside in accumulated surplus for future operating and capital purposes. Transfers to and from funds and reserves are an adjustment to the respective fund when approved (see Note 11 – Interfund Transfers and Note 19 – Internally Restricted Surplus). Funds and reserves are disclosed on Schedules 2, 3 and 4.

l) Revenue Recognition

Revenues are recorded on an accrual basis in the period in which the transactions or events occurred that gave rise to the revenues, the amounts are considered to be collectible and can be reasonably estimated.

Contributions received or where eligibility criteria have been met are recognized as revenue except where the contribution meets the criteria for deferral as described below. Eligibility criteria are the criteria that the School District has to meet in order to receive the contributions including authorization by the transferring government. For contributions subject to a legislative or contractual stipulation or restriction as to their use, revenue is recognized as follows:

**SCHOOL DISTRICT 82 (COAST MOUNTAINS)
NOTES TO FINANCIAL STATEMENTS
YEAR ENDED JUNE 30, 2025**

NOTE 2 SUMMARY OF SIGNIFICANT ACCOUNTING POLICIES *(Continued)*

l) Revenue Recognition (cont'd)

- Non-capital contributions for specific purposes are recorded as deferred revenue and recognized as revenue in the year related expenses are incurred,
- Contributions restricted for site acquisitions are recorded as revenue when the sites are purchased, and
- Contributions restricted for tangible capital assets acquisitions other than sites are recorded as deferred capital revenue and amortized over the useful life of the related assets.

Donated tangible capital assets other than sites are recorded at fair market value and amortized over the useful life of the assets. Donated sites are recorded as revenue at fair market value when received or receivable.

The accounting treatment for restricted contributions is not consistent with the requirements of Canadian public sector accounting standards which require that government transfers be recognized as revenue when approved by the transferor and eligibility criteria have been met unless the transfer contains a stipulation that meets the criteria for liability recognition in which case the transfer is recognized as revenue over the period that the liability is extinguished. See note 2(a) for the impact of this policy on these financial statements.

Revenue from transactions with performance obligations is recognized when (or as) the performance obligation is satisfied (by providing the promised goods or services to a payor).

Revenue from transactions with no performance obligations is recognized when the district:

- (a) has the authority to claim or retain an inflow of economic resources; and
- (b) identifies a past transaction or event that gives rise to an asset.

Investment income is reported in the period earned. When required by the funding party or related Act, investment income earned on deferred revenue is added to the deferred revenue balance.

m) Expenditures

Expenses are reported on an accrual basis. The cost of all goods consumed, and services received during the year is expensed.

Categories of Salaries

- Principals, Vice-Principals, and Directors of Instruction employed under an administrative officer contract are categorized as Principals and Vice-Principals.
- Superintendents, Assistant Superintendents, Secretary-Treasurers, Trustees and other employees excluded from union contracts are categorized as Other Professionals.

**SCHOOL DISTRICT 82 (COAST MOUNTAINS)
NOTES TO FINANCIAL STATEMENTS
YEAR ENDED JUNE 30, 2025**

NOTE 2 SUMMARY OF SIGNIFICANT ACCOUNTING POLICIES *(Continued)*

m) Expenditures (cont'd)

Allocation of Costs

- Operating expenses are reported by function, program, and object. Whenever possible, expenditures are determined by actual identification. Additional costs pertaining to specific instructional programs, such as special and Indigenous education, are allocated to these programs. All other costs are allocated to related programs.
- Actual salaries of personnel assigned to two or more functions or programs are allocated based on the time spent in each function and program. School-based clerical salaries are allocated to school administration and partially to other programs to which they may be assigned. Principals and Vice-Principals' salaries are allocated to school administration and may be partially allocated to other programs to recognize their other responsibilities.
- Employee benefits and allowances are allocated to the same programs, and in the same proportions, as the individual's salary.
- Supplies and services are allocated based on actual program identification.

n) Financial Instruments

A contract establishing a financial instrument creates, at its inception, rights and obligations to receive or deliver economic benefits. The financial assets and financial liabilities portray these rights and obligations in the financial statements. The School District recognizes a financial instrument when it becomes a party to a financial instrument contract.

Financial instruments consist of cash and cash equivalents, accounts receivable, portfolio investments, bank overdraft, accounts payable and accrued liabilities, long term debt and other liabilities.

All financial assets except derivatives are tested annually for impairment. When financial assets are impaired, impairment losses are recorded in the statement of operations. A write-down of a portfolio investment to reflect a loss in value is not reversed for a subsequent increase in value.

For financial instruments measured using amortized cost, the effective interest rate method is used to determine interest revenue or expense.

o) Measurement Uncertainty

Preparation of financial statements in accordance with the basis of accounting described in note 2 a) requires management to make estimates and assumptions that impact reported amounts of assets and liabilities at the date of the financial statements and revenues and expenses during the reporting periods.

**SCHOOL DISTRICT 82 (COAST MOUNTAINS)
NOTES TO FINANCIAL STATEMENTS
YEAR ENDED JUNE 30, 2025**

NOTE 2 SUMMARY OF SIGNIFICANT ACCOUNTING POLICIES *(Continued)*

o) Measurement Uncertainty (cont'd)

Significant areas requiring the use of management estimates relate to the potential impairment of assets, liabilities for contaminated sites, rates for amortization and estimated employee future benefits. Actual results could differ from those estimates.

NOTE 3 ACCOUNTS RECEIVABLE – OTHER RECEIVABLES

	2025	2024
Due from Federal Government	\$146,407	\$293,201
Due from Other School Districts		6,417
Other	578,489	466,605
Allowance for Doubtful Accounts	(2,421)	(2,421)
	\$722,475	\$763,802

NOTE 4 ACCOUNTS PAYABLE AND ACCRUED LIABILITIES – OTHER

	2025	2024
Trade payables	\$2,702,820	\$ 910,886
Due to Provincial/Federal Government	690,210	1,507,390
Salaries and benefits payable	2,290,626	3,463,300
Accrued vacation pay	512,106	540,679
Other	1,072	1,306
	\$ 6,196,834	\$ 6,423,561

**SCHOOL DISTRICT 82 (COAST MOUNTAINS)
NOTES TO FINANCIAL STATEMENTS
YEAR ENDED JUNE 30, 2025**

NOTE 5 UNEARNED REVENUE

	2025	2024
Balance, beginning of year	\$ 210,514	\$ 0
Changes for the year:		
Increase:		
Tuition fees	372,491	237,294
Homestay and Placement Fees	319,061	111,933
Other International Fees	78,860	27,896
	770,412	377,122
Decrease:		
Tuition fees	278,424	100,402
Homestay and Placement Fee	164,707	54,000
Other International Fee	38,875	12,206
Net changes for the year	482,006	166,608
Balance, end of year	\$ 498,920	\$ 210,514

NOTE 6 DEFERRED REVENUE

Deferred revenue includes unspent grants and contributions received that meet the description of a restricted contribution in the Restricted Contributions Regulation 198/2011 issued by Treasury Board, i.e., the stipulations associated with those grants and contributions have not yet been fulfilled. Detailed information about the changes in deferred revenue is included in Schedule 3A.

NOTE 7 DEFERRED CAPITAL REVENUE

Deferred capital revenue includes grants and contributions received that are restricted by the contributor for the acquisition of tangible capital assets that meet the description of a restricted contribution in the Restricted Contributions Regulation 198/2011 issued by Treasury Board. Once spent, the contributions are amortized into revenue over the life of the asset acquired. Detailed information about the changes in deferred capital revenue is included in Schedules 4C and 4D.

NOTE 8 EMPLOYEE FUTURE BENEFITS

Benefits include vested sick leave, accumulating non-vested sick leave, early retirement, retirement/severance, vacation, overtime and death benefits. Funding is provided when the benefits are paid and accordingly, there are no plan assets. Although no plan assets are uniquely identified, the School District has provided for the payment of these benefits.

**SCHOOL DISTRICT 82 (COAST MOUNTAINS)
NOTES TO FINANCIAL STATEMENTS
YEAR ENDED JUNE 30, 2025**

NOTE 8 EMPLOYEE FUTURE BENEFITS (Continued)

	2025	2024
Reconciliation of Accrued Benefit Obligation		
Accrued Benefit Obligation – April 1	\$ 1,173,150	\$ 1,172,301
Service Cost	91,076	92,870
Interest Cost	51,133	48,225
Benefit Payments	(84,180)	(76,784)
Increase (Decrease) in obligation due to Plan Amendment	0	0
Actuarial (Gain) Loss	260,527	(63,462)
Accrued Benefit Obligation – March 31	\$ 1,491,706	\$ 1,173,150
Reconciliation of Funded Status at End of Fiscal Year		
Accrued Benefit Obligation – March 31	\$ 1,491,706	\$ 1,173,150
Market Value of Plan Assets – March 31	0	0
Funded Status – Surplus (Deficit)	(1,491,706)	(1,173,150)
Employer Contributions After Measurement Date	0	26,196
Benefits Expense After Measurement Date	(43,457)	(35,552)
Unamortized Net Actuarial (Gain) Loss	(14,675)	(330,367)
Accrued Benefit Asset (Liability) – June 30	\$(1,549,838)	\$ (1,512,873)
Reconciliation of Change in Accrued Benefit Liability		
Accrued Benefit Liability – July 1	\$ 1,512,873	\$ 1,523,760
Net expense for Fiscal Year	94,949	92,093
Employer Contributions	(57,984)	(102,980)
Accrued Benefit Liability – June 30	\$ 1,549,838	\$ 1,512,873
Components of Net Benefit Expense		
Service Cost	\$ 96,768	\$ 92,422
Interest Cost	53,345	48,952
Immediate Recognition of Plan Amendment	0	0
Amortization of Net Actuarial (Gain)/Loss	(55,164)	(49,281)
Net Benefit Expense (Income)	\$ 94,949	\$ 92,093

**SCHOOL DISTRICT 82 (COAST MOUNTAINS)
NOTES TO FINANCIAL STATEMENTS
YEAR ENDED JUNE 30, 2025**

NOTE 8 EMPLOYEE FUTURE BENEFITS (Continued)

The significant actuarial assumptions adopted for measuring the School District's accrued benefit obligations are:

	2025	2024
Discount Rate – April 1	4.25%	4.00%
Discount Rate – March 31	4.00%	4.25%
Long Term Salary Growth – April 1	2.50% + seniority	2.50% + seniority
Long Term Salary Growth – March 31	2.50% + seniority	2.50% + seniority
EARSL – March 31		

NOTE 9 TANGIBLE CAPITAL ASSETS

Net Book Value:

	Net Book Value 2025	Net Book Value 2024
Sites	\$ 6,560,756	\$ 6,560,756
Buildings	56,744,780	55,153,616
Furniture & Equipment	997,640	1,135,257
Vehicles	1,336,743	1,348,824
Computer Software	238,575	150,096
Computer Hardware	52,867	94,457
Total	\$65,931,361	\$64,443,006

June 30, 2025

	Opening Cost	Additions	Disposals	Total 2025
Sites	\$ 6,560,756	\$0	\$0	\$6,560,756
Buildings	165,252,413	4,353,536	0	169,605,949
Furniture & Equipment	2,226,118	81,891	143,960	2,164,049
Vehicles	2,384,525	224,473	262,443	2,346,555
Computer Software	229,836	149,385	0	379,221
Computer Hardware	307,738	0	199,568	108,170
Total	\$176,961,386	\$4,809,285	\$605,971	\$181,164,700

	Opening Accumulated Amortization	Annual Amortization	Disposals	Total 2025
Sites	\$0	\$0	\$0	\$0
Buildings	110,098,797	2,762,372	0	112,861,169
Furniture & Equipment	1,090,861	219,508	143,960	1,166,409
Vehicles	1,035,701	236,554	262,443	1,009,812
Computer Software	79,740	60,906	0	140,646
Computer Hardware	213,281	41,590	199,568	55,303
Total	\$112,518,380	\$3,320,930	\$605,971	\$115,233,339

**SCHOOL DISTRICT 82 (COAST MOUNTAINS)
NOTES TO FINANCIAL STATEMENTS
YEAR ENDED JUNE 30, 2025**

NOTE 9 TANGIBLE CAPITAL ASSETS (Continued)

June 30, 2024

	Opening Cost	Additions	Disposals	Total 2024
Sites	\$6,560,756	\$0	\$0	\$6,560,756
Buildings	161,857,500	3,394,913	0	165,252,413
Furniture & Equipment	2,589,298	111,358	474,538	2,226,118
Vehicles	2,005,522	476,196	97,193	2,384,525
Computer Software	153,282	81,444	4,890	229,836
Computer Hardware	457,207	20,673	170,142	307,738
Total	\$173,623,565	\$4,084,584	\$746,763	\$176,961,386

	Opening Accumulated Amortization	Annual Amortization	Disposals	Total 2024
Sites	\$0	\$0	\$0	\$0
Buildings	107,407,550	2,691,247	0	110,098,797
Furniture & Equipment	1,324,628	240,771	474,538	1,090,861
Vehicles	913,392	219,502	97,193	1,035,701
Computer Software	46,318	38,312	4,890	79,740
Computer Hardware	306,929	76,494	170,142	213,281
Total	\$109,998,817	\$3,266,326	\$746,763	\$112,518,380

NOTE 10 EMPLOYEE PENSION PLANS

The School District and its employees contribute to the Teachers' Pension Plan and Municipal Pension Plan (jointly trustee pension plans). The boards of trustees for these plans, representing plan members and employers, are responsible for administering the plans, including investment of assets and administration of benefits. The plans are multi-employer defined benefit pension plans. Basic pension benefits are based on a formula. As at December 31, 2024, the Teachers' Pension Plan has about 51,000 active members and approximately 42,000 retired members. As of December 31, 2024, the Municipal Pension Plan has about 256,000 active members, including approximately 31,000 from school districts.

Every three years, an actuarial valuation is performed to assess the financial position of the plans and adequacy of plan funding. The actuary determines an appropriate combined employer and member contribution rate to fund the plans. The actuary's calculated contribution rate is based on the entry- age normal cost method, which produces the long-term rate of member and employer contributions sufficient to provide benefits for average future entrants to the plans. This rate may

**SCHOOL DISTRICT 82 (COAST MOUNTAINS)
NOTES TO FINANCIAL STATEMENTS
YEAR ENDED JUNE 30, 2025**

NOTE 10 EMPLOYEE PENSION PLANS *(Continued)*

be adjusted for the amortization of any actuarial funding surplus and will be adjusted for the amortization of any unfunded actuarial liability.

The most recent actuarial valuation of the Teachers' Pension Plan as at December 31, 2023, indicated a \$4,572 million surplus for basic pension benefits on a going concern basis.

The most recent actuarial valuation for the Municipal Pension Plan as at December 31, 2021, indicated a \$3,761 million funding surplus for basic pension benefits on a going concern basis.

The school district paid \$4,887,139 for employer contributions to the plans for the year ended June 30, 2025 (2024: \$4,759,244).

The next valuation for the Teachers' Pension Plan will be as at December 31, 2026. The next valuation for the Municipal Pension Plan was December 31, 2024.

Employers participating in the plans record their pension expense as the amount of employer contributions made during the fiscal year (defined contribution pension plan accounting). This is because the plans record accrued liabilities and accrued assets for each plan in aggregate, resulting in no consistent and reliable basis for allocating the obligation, assets and cost to individual employers participating in the plans.

NOTE 11 INTERFUND TRANSFERS

Interfund transfers between the operating, special purpose and capital funds for the year ended June 30, 2025, were as follows:

- A transfer in the amount of \$106,263 was made from the Operating Fund to the Capital Fund for the purchase of capital assets.
- A transfer in the amount of \$42,160 was made from the Operating Fund to Local Capital Fund for the purchase assets.

NOTE 12 RELATED PARTY TRANSACTIONS

The School District is related through common ownership to all Province of British Columbia ministries, agencies, school districts, health authorities, colleges, universities, and crown corporations. Transactions with these entities, unless disclosed separately, are considered to be in the normal course of operations and are recorded at the exchange amount.

**SCHOOL DISTRICT 82 (COAST MOUNTAINS)
NOTES TO FINANCIAL STATEMENTS
YEAR ENDED JUNE 30, 2025**

NOTE 13 CONTRACTUAL OBLIGATIONS

The School District has entered into a number of multiple-year contracts for the delivery of services and the construction of tangible capital assets. These contractual obligations will become liabilities in the future when the terms of the contracts are met. Disclosure relates to the unperformed portion of the contracts.

Contractual obligations	2026	2027
Transportation	<u>\$2,542,584</u>	<u>\$2,620,910</u>
	<u>\$2,542,584</u>	<u>\$2,620,910</u>

NOTE 14 CONTINGENT LIABILITIES

The School District has been named as the defendant in a civil claim in which damages have been, in which damages have been sought. The outcome of these actions is not determinable as at June 30, 2025, and accordingly, no provision has been made in these financial statements for any liability that may result. Any losses arising from these actions will be recorded in the year in which the related litigation is settled.

NOTE 15 BUDGET FIGURES

Budget figures included in the financial statements were approved by the Board through the adoption of an amended annual budget on February 26, 2025.

NOTE 16 ASSET RETIREMENT OBLIGATION

Legal liabilities exist for the removal and disposal of asbestos, lead piping and other environmentally hazardous materials within some district owned buildings that will undergo major renovations or demolition in the future. A reasonable estimate of the fair value of the obligation has been recognized using the modified retroactive approach as at July 1, 2022. The obligation was measured at current cost as the timing of future cash flows cannot be reasonably determined. These costs have been capitalized as part of the assets' carrying value and are amortized over the assets' estimated useful lives.

Asset Retirement Obligation, July 1, 2024	\$ 18,267,631
Settlements during the year	0
Asset Retirement Obligation, closing balance	<u>\$ 18,267,631</u>

**SCHOOL DISTRICT 82 (COAST MOUNTAINS)
NOTES TO FINANCIAL STATEMENTS
YEAR ENDED JUNE 30, 2025**

NOTE 17 EXPENSE BY OBJECT

	2025	2024
Salaries and benefits	\$ 63,201,427	\$ 61,422,342
Services and supplies	12,875,259	12,887,183
Amortization	3,320,930	3,266,326
	\$ 79,397,616	\$ 77,575,851

NOTE 18 INTERNALLY RESTRICTED SURPLUS – OPERATING FUND

Internally Restricted (appropriated) by Board for:		
Unspent Indigenous Education Targeted Funds	\$ 1,281,852	
Unspent Indigenous Education Council Funding	150,256	
Unspent ISC – Jordan’s Principal Funding	11,880	
Compassionate Canoe	39,975	
Encumbered Operations and Maintenance	19,729	
Subtotal Internally Restricted		\$1,503,692
Unrestricted Operating Surplus (Deficit) - Contingency		0
Total Available for Future Operations		\$1,503,692

NOTE 19 RISK MANAGEMENT

The School District has exposure to the following risks from its use of financial instruments: credit risk, market risk and liquidity risk.

The Board ensures that the School District has identified its risks and ensures that management monitors and controls them.

a) Credit risk:

Credit risk is the risk of financial loss to an institution if a customer or counterparty to a financial instrument fails to meet its contractual obligations. Such risks arise principally from certain financial assets held consisting of cash, amounts receivable and investments.

The School District is exposed to credit risk in the event of non-performance by a debtor. This risk is mitigated as most amounts receivable are due from the Province and are collectible.

SCHOOL DISTRICT 82 (COAST MOUNTAINS)
NOTES TO FINANCIAL STATEMENTS
YEAR ENDED JUNE 30, 2025

NOTE 19 RISK MANAGEMENT *(Continued)*

It is management's opinion that the School District is not exposed to significant credit risk associated with its cash deposits and investments as they are placed in recognized British Columbia institutions.

b) Market risk:

Market risk is the risk that the fair value or future cash flows of a financial instrument will fluctuate because of changes in market prices. Market risk is comprised of currency risk and interest rate risk.

Currency risk is the risk that the fair value or future cash flows of a financial instrument will fluctuate because of changes in the foreign exchange rates. It is management's opinion that the School District is not exposed to significant currency risk, as amounts held, and purchases made in foreign currency are insignificant.

Interest rate risk is the risk that the fair value or future cash flows of a financial instrument will fluctuate because of changes in the market interest rates. The School District is exposed to interest rate risk through its investments.

c) Liquidity risk

Liquidity risk is the risk that the School District will not be able to meet its financial obligations as they become due.

The School District manages liquidity risk by continually monitoring actual and forecasted cash flows from operations and anticipated investing activities to ensure, as far as possible, that it will always have sufficient liquidity to meet its liabilities when due, under both normal and stressed conditions, without incurring unacceptable losses or risking damage to the School District's reputation.

Risk Management and insurance services for all School Districts in British Columbia are provided by the Risk Management Branch of the Ministry of Finance. There have been no changes to risk exposure from 2024 related to credit, market or liquidity risks.

School District No. 82 (Coast Mountains)

Schedule of Changes in Accumulated Surplus (Deficit) by Fund
Year Ended June 30, 2025

	Operating Fund	Special Purpose Fund	Capital Fund	2025 Actual	2024 Actual
	\$	\$	\$	\$	\$
Accumulated Surplus (Deficit), beginning of year	1,119,883		4,133,871	5,253,754	5,612,814
Changes for the year					
Surplus (Deficit) for the year	532,232		(1,007,605)	(475,373)	(359,060)
Interfund Transfers					
Tangible Capital Assets Purchased	(106,263)		106,263	-	-
Local Capital	(42,160)		42,160	-	-
Other					
Net Changes for the year	383,809	-	(859,182)	(475,373)	(359,060)
Accumulated Surplus (Deficit), end of year - Statement 2	1,503,692	-	3,274,689	4,778,381	5,253,754

School District No. 82 (Coast Mountains)

Schedule 2

Schedule of Operating Operations
Year Ended June 30, 2025

	2025 Budget	2025 Actual	2024 Actual
	\$	\$	\$
Revenues			
Provincial Grants			
Ministry of Education and Child Care	55,955,526	55,034,493	54,029,218
Other	114,500	123,080	159,310
Federal Grants	370,800	300,805	218,987
Tuition	465,000	482,005	166,608
Other Revenue	6,621,918	6,899,482	6,649,484
Rentals and Leases	700,000	733,938	693,333
Investment Income	174,000	133,185	194,737
Total Revenue	<u>64,401,744</u>	<u>63,706,988</u>	<u>62,111,677</u>
Expenses			
Instruction	49,996,510	48,218,778	46,894,712
District Administration	3,273,218	2,822,769	2,945,731
Operations and Maintenance	9,621,524	9,459,266	9,214,505
Transportation and Housing	2,630,374	2,673,943	2,460,981
Total Expense	<u>65,521,626</u>	<u>63,174,756</u>	<u>61,515,929</u>
Operating Surplus (Deficit) for the year	<u>(1,119,882)</u>	<u>532,232</u>	<u>595,748</u>
Budgeted Appropriation (Retirement) of Surplus (Deficit)	<u>1,119,882</u>		
Net Transfers (to) from other funds			
Tangible Capital Assets Purchased		(106,263)	(397,948)
Local Capital		(42,160)	(77,295)
Other			
Total Net Transfers	<u>-</u>	<u>(148,423)</u>	<u>(475,243)</u>
Total Operating Surplus (Deficit), for the year	<u>-</u>	<u>383,809</u>	<u>120,505</u>
Operating Surplus (Deficit), beginning of year		1,119,883	999,378
Operating Surplus (Deficit), end of year		<u>1,503,692</u>	<u>1,119,883</u>
Operating Surplus (Deficit), end of year			
Internally Restricted		1,503,692	1,119,883
Total Operating Surplus (Deficit), end of year		<u>1,503,692</u>	<u>1,119,883</u>

School District No. 82 (Coast Mountains)

Schedule 2A

Schedule of Operating Revenue by Source
Year Ended June 30, 2025

	2025 Budget	2025 Actual	2024 Actual
	\$	\$	\$
Provincial Grants - Ministry of Education and Child Care			
Operating Grant, Ministry of Education and Child Care	58,374,893	58,832,893	56,560,036
ISC/LEA Recovery	(5,813,898)	(6,469,852)	(5,775,809)
Other Ministry of Education and Child Care Grants			
Pay Equity	1,160,795	1,160,795	1,160,795
Funding for Graduated Adults	1,067	1,423	344
Student Transportation Fund	557,786	557,786	557,786
Support Staff Benefits Grant	58,465	58,465	58,465
FSA Scorer Grant	8,187	8,197	8,187
Child Care Funding	198,387	204,844	85,306
Labour Settlement Funding	518,695	518,695	928,103
NGN Network Services	24,736	24,737	24,737
K-12 ICY Clinical Counsellor	501,993	125,498	403,428
FRSP Recruit & Retention		11,012	11,840
Premier's Awards			6,000
FEB Enrollment Grants	364,420		
Total Provincial Grants - Ministry of Education and Child Care	55,955,526	55,034,493	54,029,218
Provincial Grants - Other	114,500	123,080	159,310
Federal Grants	370,800	300,805	218,987
Tuition			
International and Out of Province Students	465,000	482,005	166,608
Total Tuition	465,000	482,005	166,608
Other Revenues			
Funding from First Nations	5,813,898	6,469,852	5,775,809
Miscellaneous			
Grants in Aid - District of Kitimat	76,992	69,246	96,666
Concert Series Art Start	15,000	35,387	34,500
City of Terrace - RIM LEE Theatre Grant	12,000	12,000	12,000
Shared Service Agreements	104,145	97,700	157,145
Theatre Levy Fees	5,000	10,212	9,606
Refund of EHC Premium Surplus	350,000		350,000
Early Learning and other miscellaneous	244,883	205,085	213,758
Total Other Revenue	6,621,918	6,899,482	6,649,484
Rentals and Leases	700,000	733,938	693,333
Investment Income	174,000	133,185	194,737
Total Operating Revenue	64,401,744	63,706,988	62,111,677

School District No. 82 (Coast Mountains)

Schedule 2B

Schedule of Operating Expense by Object
Year Ended June 30, 2025

	2025 Budget	2025 Actual	2024 Actual
	\$	\$	\$
Salaries			
Teachers	22,941,885	22,554,342	22,668,630
Principals and Vice Principals	4,096,341	4,060,791	3,711,760
Educational Assistants	5,506,374	5,367,442	5,218,147
Support Staff	6,330,784	6,116,235	6,015,571
Other Professionals	2,577,325	2,559,230	2,843,118
Substitutes	<u>2,250,925</u>	<u>2,448,274</u>	<u>2,173,636</u>
Total Salaries	<u>43,703,634</u>	<u>43,106,314</u>	<u>42,630,862</u>
Employee Benefits	10,230,564	10,173,738	9,752,408
Total Salaries and Benefits	<u>53,934,198</u>	<u>53,280,052</u>	<u>52,383,270</u>
Services and Supplies			
Services	2,525,983	2,350,289	1,939,584
Student Transportation	2,516,633	2,617,421	2,344,955
Professional Development and Travel	790,669	597,784	678,885
Rentals and Leases	2,500	603	
Dues and Fees	92,450	128,937	107,668
Insurance	253,680	261,047	197,585
Supplies	3,805,513	2,422,687	2,421,722
Utilities	1,600,000	1,515,936	1,442,260
Total Services and Supplies	<u>11,587,428</u>	<u>9,894,704</u>	<u>9,132,659</u>
Total Operating Expense	<u>65,521,626</u>	<u>63,174,756</u>	<u>61,515,929</u>

School District No. 82 (Coast Mountains)

Operating Expense by Function, Program and Object

Year Ended June 30, 2025

	Teachers Salaries	Principals and Vice Principals Salaries	Educational Assistants Salaries	Support Staff Salaries	Other Professionals Salaries	Substitutes Salaries	Total Salaries
	\$	\$	\$	\$	\$	\$	\$
1 Instruction							
1 02 Regular Instruction	17,240,789	258,564		432,464		1,502,108	19,433,925
1 03 Career Programs	243,952	146,177					390,129
1 07 Library Services	938,573	31,869		229,460		54,806	1,254,708
1 08 Counselling	1,132,137	208,640					1,340,777
1 10 Inclusive Education	2,835,982	72,046	4,177,325	90,261	386,856	420,141	7,982,611
1 31 Indigenous Education	162,909	132,062	1,190,117	48,963	194,504	136,502	1,865,057
1 41 School Administration		3,211,433		1,054,288	67,554	67,374	4,333,095
1 62 International and Out of Province Students							67,554
Total Function 1	22,554,342	4,060,791	5,367,442	1,855,436	648,914	2,180,931	36,667,856
4 District Administration							
4 11 Educational Administration					428,342		428,342
4 40 School District Governance				382,365	108,259		108,259
4 41 Business Administration					691,557	2,014	1,075,936
Total Function 4				382,365	1,228,158	2,014	1,612,537
5 Operations and Maintenance							
5 41 Operations and Maintenance Administration				49,410	515,096		564,506
5 50 Maintenance Operations				3,580,921	152,248	265,251	3,998,420
5 52 Maintenance of Grounds				205,712			205,712
5 50 Utilities							-
Total Function 5				3,836,043	667,344	265,251	4,768,638
7 Transportation and Housing							
7 41 Transportation and Housing Administration				12,333	14,814		27,147
7 70 Student Transportation				30,058		78	30,136
Total Function 7				42,391	14,814	78	57,283
9 Debt Services							
Total Function 9							
Total Functions 1 - 9	22,554,342	4,060,791	5,367,442	6,116,235	2,559,230	2,448,274	43,106,314

School District No. 82 (Coast Mountains)

Operating Expense by Function, Program and Object
Year Ended June 30, 2025

	Total Salaries	Employee Benefits	Total Salaries and Benefits	Services and Supplies	2025 Actual	2025 Budget	2024 Actual
	\$	\$	\$	\$	\$	\$	\$
1 Instruction							
1 02 Regular Instruction	19,433,925	4,689,408	24,123,333	1,170,225	25,293,558	25,588,376	24,625,436
1 03 Career Programs	390,129	88,282	478,411	169,800	648,211	454,576	525,611
1 07 Library Services	1,254,708	315,807	1,570,515	50,053	1,620,568	1,631,000	1,541,984
1 08 Counselling	1,340,777	314,527	1,655,304		1,655,304	1,682,143	1,660,254
1 10 Inclusive Education	7,982,611	1,908,741	9,891,352	623,386	10,514,738	10,574,291	10,024,534
1 31 Indigenous Education	1,865,057	424,042	2,289,099	406,213	2,695,312	3,977,664	3,228,086
1 41 School Administration	4,333,095	972,062	5,305,157	123,193	5,428,350	5,696,877	5,288,807
1 62 International and Out of Province Students	67,554	14,984	82,538	280,199	362,737	391,583	
Total Function 1	36,667,856	8,727,853	45,395,709	2,823,069	48,218,778	49,996,510	46,894,712
4 District Administration							
4 11 Educational Administration	428,342	76,949	505,291	117,155	622,446	1,027,153	676,315
4 40 School District Governance	108,259	5,340	113,599	102,594	216,193	358,518	179,623
4 41 Business Administration	1,075,936	239,720	1,315,656	668,174	1,984,130	1,887,547	2,089,793
Total Function 4	1,612,537	322,009	1,934,546	888,223	2,822,769	3,273,218	2,945,731
5 Operations and Maintenance							
5 41 Operations and Maintenance Administration	564,506	103,971	668,477	361,454	1,029,931	966,246	919,057
5 50 Maintenance Operations	3,998,420	957,101	4,955,521	1,323,927	6,279,448	6,533,262	6,399,275
5 52 Maintenance of Grounds	205,712	52,438	258,150	226,099	484,249	312,016	286,372
5 56 Utilities	-	-	-	1,665,638	1,665,638	1,810,000	1,609,801
Total Function 5	4,768,638	1,113,510	5,882,148	3,577,118	9,459,266	9,621,524	9,214,505
7 Transportation and Housing							
7 41 Transportation and Housing Administration	27,147	6,249	33,396		33,396	32,838	32,462
7 70 Student Transportation	30,136	4,117	34,253	2,606,294	2,640,547	2,597,536	2,428,519
Total Function 7	57,283	10,366	67,649	2,606,294	2,673,943	2,630,374	2,460,981
9 Debt Services							
Total Function 9	-	-	-	-	-	-	-
Total Functions 1 - 9	43,106,314	10,173,738	53,280,052	9,894,704	63,174,756	65,521,626	61,515,929

School District No. 82 (Coast Mountains)

Schedule 3

Schedule of Special Purpose Operations

Year Ended June 30, 2025

	2025 Budget	2025 Actual	2024 Actual
	\$	\$	\$
Revenues			
Provincial Grants			
Ministry of Education and Child Care	10,530,999	10,394,621	10,132,135
Other Revenue	2,188,876	2,503,422	2,680,040
Investment Income	1,000	3,887	12,583
Total Revenue	12,720,875	12,901,930	12,824,758
Expenses			
Instruction	12,244,952	12,464,461	12,368,700
District Administration	30,000	27,440	6,080
Operations and Maintenance	309,323	312,119	320,906
Transportation and Housing	100,000	97,910	97,910
Total Expense	12,684,275	12,901,930	12,793,596
Special Purpose Surplus (Deficit) for the year	36,600	-	31,162
Net Transfers (to) from other funds			
Tangible Capital Assets Purchased	(36,600)		(31,162)
Total Net Transfers	(36,600)	-	(31,162)
Total Special Purpose Surplus (Deficit) for the year	-	-	-
Special Purpose Surplus (Deficit), beginning of year			
Special Purpose Surplus (Deficit), end of year		-	-

School District No. 82 (Coast Mountains)

Changes in Special Purpose Funds and Expense by Object
Year Ended June 30, 2025

	Annual Facility Grant	Learning Improvement Fund	School Generated Funds	Strong Start	Ready, Set, Learn	OLEP	CommunityLINK	Classroom Enhancement Fund - Overhead	Classroom Enhancement Fund - Staffing
	\$	\$	\$	\$	\$	\$	\$	\$	\$
Deferred Revenue, beginning of year									
Add: Restricted Grants									
Provincial Grants - Ministry of Education and Child Care	308,232	202,323	1,776,849	128,000	26,950	132,781	655,464	350,741	6,693,649
Other	3,887								
Investment Income									
Less: Allocated to Revenue District Entered	312,119	202,323	1,776,849	128,000	26,950	132,781	655,464	350,741	6,693,649
Deferred Revenue, end of year	-	-	1,831,671	128,000	26,950	152,279	655,464	7,801	(448,731)
			1,668,963			20,000			
Revenues									
Provincial Grants - Ministry of Education and Child Care	308,232	202,323	1,831,671	128,000	26,950	152,279	655,464	342,940	7,142,380
Other Revenue	3,887								
Investment Income	312,119	202,323	1,831,671	128,000	26,950	152,279	655,464	342,940	7,142,380
Expenses									
Salaries									
Teachers					25,112				5,713,904
Principals and Vice Principals					157				
Educational Assistants				81,490			498,978		
Support Staff	228,703	161,616	13,106						
Other Professionals									
Substitutes					33,912				
Employee Benefits	228,703	161,616		97,596	59,181		19,143		
Services and Supplies	57,176	40,707		30,404	13,318		137,343		
	26,240				79,780				
	312,119	202,323	1,831,671	128,000	26,950	152,279	655,464	342,940	7,142,380
Net Revenue (Expense) before Interfund Transfers									
Interfund Transfers									
Net Revenue (Expense)									

School District No. 82 (Coast Mountains)

Changes in Special Purpose Funds and Expense by Object

Year Ended June 30, 2025

	Classroom Enhancement Fund - Remedies	First Nation Student Transportation	Mental Health in Schools	Changing Results for Young Children	Semless Day Kindergarten	Early Childhood Education Dual Credit Program	Student & Family Affordability	JUST B4	SEYKTF (Early Years to Kindergarten)
	\$	\$	\$	\$	\$	\$	\$	\$	
Deferred Revenue, beginning of year		139,140	35,839				33,000		
Add: Restricted Grants									
Provincial Grants - Ministry of Education and Child Care	246,095	79,680	55,000	6,750	55,400	35,000		19,000	
Other									
Investment Income									
Less: Allocated to Revenue									
District Entered	246,095	79,680	55,000	6,750	55,400	35,000		19,000	
Deferred Revenue, end of year	9,052	97,910	64,311	6,750	55,400		33,000	19,000	
		120,910	26,528			55,000			
Revenues									
Provincial Grants - Ministry of Education and Child Care	237,043	97,910	64,311	6,750	55,400		33,000	19,000	
Other Revenue									
Investment Income									
Expenses									
Salaries									
Teachers	88,585								
Principals and Vice Principals									
Educational Assistants	228				33,514			15,200	
Support Staff									
Other Professionals									
Substitutes	42,180				10,806			1,811	
Employee Benefits	131,393				44,326			18,047	
Services and Supplies	21,057				11,080			3,800	
Other	84,593	97,910	64,311	6,750			33,000	477	
	237,043	97,910	64,311	6,750	55,400		33,000	19,000	
Net Revenue (Expense) before Interfund Transfers									
Interfund Transfers									
Net Revenue (Expense)									

School District No. 82 (Coast Mountains)

Changes in Special Purpose Funds and Expense by Object
Year Ended June 30, 2025

	ECCL (Early Care & Learning)	Feeling Futures Fund	Health Career Grants	District of Kilmont	Principals & Vice-Principals Joint Fund	LANG/RTA Donations	Other Grants	Federal Food Program	K-12 Literacy Support
	\$	\$	\$	\$	\$	\$	\$	\$	
Deferred Revenue, beginning of year		109,283		10,333	100,557	154,176			
Add: Restricted Grants									
Provincial Grants - Ministry of Education and Child Care	175,000	559,169	50,000	65,036	17,054	480,098	45,976	115,087	238,867
Other									
Investment Income									
Less: Allocated to Revenue									
District Entered	175,000	559,169	50,000	65,036	17,054	480,098	45,976	115,087	238,867
District Entered	175,000	657,765	14,874	23,965	27,440	574,370	45,976	-	-
Deferred Revenue, end of year	-	10,687	35,126	51,604	90,171	59,904	(110,483)	115,087	238,867
Revenues									
Provincial Grants - Ministry of Education and Child Care	175,000	657,765	14,874	23,965	27,440	574,370	45,976	-	-
Other Revenue									
Investment Income									
Expenses									
Salaries									
Teachers									
Principals and Vice Principals						127,839			
Educational Assistants	36,245								
Support Staff	102,080	247,593							
Other Professionals		70,207							
Substitutes		9,432							
Employee Benefits	138,325	327,232				178,175			
Services and Supplies	29,922	73,394				43,469			
	6,753	257,189	14,874	23,965	27,440	352,726	45,976		
	175,000	657,765	14,874	23,965	27,440	574,370	45,976		
Net Revenue (Expense) before Interfund Transfers									
Interfund Transfers									
Net Revenue (Expense)									

School District No. 82 (Coast Mountains)
 Changes in Special Purpose Funds and Expense by Object
 Year Ended June 30, 2025

	WEX	TOTAL
	\$	\$
Deferred Revenue, beginning of year	50,000	2,395,811
Add: Restricted Grants		
Provincial Grants - Ministry of Education and Child Care	10,158,188	2,385,013
Other	-	3,887
Investment Income	12,517,988	-
Less: Allocated to Revenue	50,000	12,901,930
District Entered	-	(542,361)
Deferred Revenue, end of year	-	2,583,330
Revenues		
Provincial Grants - Ministry of Education and Child Care	50,000	10,394,621
Other Revenue	-	2,503,122
Investment Income	50,000	3,887
Expenses		
Salaries	40,125	5,995,965
Teachers	-	157
Principals and Vice Principals	-	846,507
Educational Assistants	-	534,505
Support Staff	-	269,402
Other Professionals	-	302,068
Substitutes	40,125	7,948,604
Employee Benefits	9,875	1,972,771
Services and Supplies	-	2,280,555
	50,000	12,901,930
Net Revenue (Expense) before Intergovernmental Transfers	-	-
Intergovernmental Transfers	-	-
Net Revenue (Expense)	-	-

School District No. 82 (Coast Mountains)

Schedule 4

Schedule of Capital Operations

Year Ended June 30, 2025

	2025 Budget	2025 Actual			2024 Actual
		Invested in Tangible Capital Assets	Local Capital	Fund Balance	
	\$	\$	\$	\$	\$
Revenues					
Investment Income	75,000		56,935	56,935	94,764
Amortization of Deferred Capital Revenue	2,236,467	2,256,390		2,256,390	2,185,592
Total Revenue	2,311,467	2,256,390	56,935	2,313,325	2,280,356
Expenses					
Amortization of Tangible Capital Assets					
Operations and Maintenance	3,244,063	3,320,930	-	3,320,930	3,266,326
Total Expense	3,244,063	3,320,930	-	3,320,930	3,266,326
Capital Surplus (Deficit) for the year	(932,596)	(1,064,540)	56,935	(1,007,605)	(985,970)
Net Transfers (to) from other funds					
Tangible Capital Assets Purchased	36,600	106,263		106,263	429,110
Local Capital			42,160	42,160	77,295
Total Net Transfers	36,600	106,263	42,160	148,423	506,405
Other Adjustments to Fund Balances					
Tangible Capital Assets Purchased from Local Capital		349,486	(349,486)	-	
Total Other Adjustments to Fund Balances		349,486	(349,486)	-	
Total Capital Surplus (Deficit) for the year	(895,996)	(608,791)	(250,391)	(859,182)	(479,565)
Capital Surplus (Deficit), beginning of year		1,412,307	2,721,564	4,133,871	4,613,436
Capital Surplus (Deficit), end of year		803,516	2,471,173	3,274,689	4,133,871

School District No. 82 (Coast Mountains)

Tangible Capital Assets
Year Ended June 30, 2025

	Sites	Buildings	Furniture and Equipment	Vehicles	Computer Software	Computer Hardware	Total
	\$	\$	\$	\$	\$	\$	\$
Cost, beginning of year	6,560,756	165,252,413	2,226,118	2,384,525	229,836	307,738	176,961,386
Changes for the Year							
Increase							
Purchases from:							
Deferred Capital Revenue - Bylaw		4,353,536					4,353,536
Operating Fund			65,726	40,537			106,263
Local Capital			16,165	183,936	149,385		349,486
	-	4,353,536	81,891	224,473	149,385	-	4,809,285
Decrease							
Deemed Disposals			143,960	262,443		199,568	605,971
			143,960	262,443		199,568	605,971
Cost, end of year	6,560,756	169,605,949	2,164,049	2,346,555	379,221	108,170	181,164,700
Work in Progress, end of year							
Cost and Work in Progress, end of year	6,560,756	169,605,949	2,164,049	2,346,555	379,221	108,170	181,164,700
Accumulated Amortization, beginning of year							
Changes for the Year							
Increase: Amortization for the Year		2,762,372	219,508	236,554	60,906	41,590	3,320,930
Decrease							
Deemed Disposals			143,960	262,443		199,568	605,971
			143,960	262,443		199,568	605,971
Accumulated Amortization, end of year		112,861,169	1,166,409	1,009,812	140,646	55,303	115,233,339
Tangible Capital Assets - Net	6,560,756	56,744,780	997,640	1,336,743	238,575	52,867	65,931,361

School District No. 82 (Coast Mountains)

Deferred Capital Revenue
Year Ended June 30, 2025

	Bylaw Capital	Other Provincial	Other Capital	Total Capital
	\$	\$	\$	\$
Deferred Capital Revenue, beginning of year	41,282,440	3,480,628		44,763,068
Changes for the Year				
Increase:				
Transferred from Deferred Revenue - Capital Additions	4,353,536			4,353,536
	<u>4,353,536</u>	-	-	<u>4,353,536</u>
Decrease:				
Amortization of Deferred Capital Revenue	2,140,183	116,207		2,256,390
	<u>2,140,183</u>	<u>116,207</u>	-	<u>2,256,390</u>
Net Changes for the Year	<u>2,213,353</u>	<u>(116,207)</u>	-	<u>2,097,146</u>
Deferred Capital Revenue, end of year	<u>43,495,793</u>	<u>3,364,421</u>	-	<u>46,860,214</u>
Work in Progress, beginning of year				-
Changes for the Year				
Net Changes for the Year	-	-	-	-
Work in Progress, end of year	-	-	-	-
Total Deferred Capital Revenue, end of year	<u>43,495,793</u>	<u>3,364,421</u>	-	<u>46,860,214</u>

School District No. 82 (Coast Mountains)

Changes in Unspent Deferred Capital Revenue
Year Ended June 30, 2025

	Bylaw Capital	MECC Restricted Capital	Other Provincial Capital	Land Capital	Other Capital	Total
	\$	\$	\$	\$	\$	\$
Balance, beginning of year	153,819					153,819
Changes for the Year						
Increase:						
Provincial Grants - Ministry of Education and Child Care	4,249,318					4,249,318
	4,249,318	-	-	-	-	4,249,318
Decrease:						
Transferred to DCR - Capital Additions	4,353,536					4,353,536
	4,353,536	-	-	-	-	4,353,536
Net Changes for the Year	(104,218)	-	-	-	-	(104,218)
Balance, end of year	49,601					49,601

**School District
Statement of Financial Information (SOFI)**

School District No. 82 (Coast Mountains)

Fiscal Year Ended June 30, 2025

RECONCILIATION OF PAYMENTS (SOFI) TO THE AUDITED FINANCIAL STATEMENTS

The differences between the combined totals for the Schedule of Remuneration and Expenses and the Schedule of Payments made for the Provision of Goods and Services contained with the Statement of Financial Information report and the districts Audited Financial statements – specifically Statement 2 – Statement of Revenue and Expense, are as indicated below in the Explanation of Variance.

Explanation of Variance – the SOFI schedules differ from the audited financial statements for the following reasons:

- The Schedule of Remuneration and Expenses is prepared on a cash basis and salary and benefits in the audited financial statements are on an accrual basis.
- The Schedule of Payments for Goods and Services is prepared on a cash basis and expenditures in the audited financial statements are on an accrual basis.
- Included in the expenses of the audited financial statements is amortization of the capital assets which would not be included in either the Schedule of Remuneration and Expenses or the Schedule of Payments for Goods and Services.
- Included in the audited financial statements are expenses paid by way of reductions in funding received from the provincial government, such as insurance premiums. These amounts are not included in the Schedule of Payments for Goods and Services.
- Included in the Schedule of Payments for Goods and Services are payments to contractors and other suppliers for services and supplies which have been capitalized in the audited financial statements and would not be reflected in the expenses of the district.
- Payments to suppliers on the Schedule of Payments for Goods and Services include 100% of Goods and Services Tax (GST) while expenditures recorded in the audited financial statements are net of the GST rebate of 68%.
- The Schedule of Payments of Goods and Services includes payment made on behalf of third parties such as Parent Advisory Councils (PAC's). The third party recovery of the expenses would be netted against the expenses in the audited financial statements and the expense would not be reflected.
- Payments to benefit suppliers include taxable benefit amounts shown as remuneration on the Schedule of Remuneration and Expenses. Also, travel expenditures paid directly to suppliers may be duplicated in the employee expenses category.
- Other miscellaneous cost recoveries may not have been deducted from the payment schedules.

Prepared as required by Financial Information Act, RSBC 1996 Chapter 140.

**School District
Statement of Financial Information (SOFI)**

School District No. 82 (Coast Mountains)

Fiscal Year Ended June 30, 2025

SCHEDULE OF DEBT

NIL

Prepared as required by *Financial Information Regulation*, Schedule 1, section 4

**School District
Statement of Financial Information (SOFI)**

School District No. 82 (Coast Mountains)

Fiscal Year Ended June 30, 2025

SCHEDULE OF GUARANTEE AND INDEMNITY AGREEMENTS

School District No.82 (Coast Mountains) has not given any guarantee or indemnity under the Guarantees and Indemnities Regulation.

Prepared as required by *Financial Information Regulation*, Schedule 1, section 5

**School District
Statement of Financial Information (SOFI)**

School District No. 82 (Coast Mountains)

Fiscal Year Ended June 30, 2025

STATEMENT OF SEVERANCE AGREEMENTS

There were no severance agreements made between School District No. 82 (Coast Mountains) and its non-unionized employees during fiscal year 2025.

Prepared as required by *Financial Information Regulation*, Schedule 1, subsection 6(7)

**School District
Statement of Financial Information (SOFI)**

School District No. 82 (Coast Mountains)

Fiscal Year Ended June 30, 2025

RECONCILIATION OF PAYMENTS (SOFI) TO THE AUDITED FINANCIAL STATEMENTS

The differences between the combined totals for the Schedule of Remuneration and Expenses and the Schedule of Payments made for the Provision of Goods and Services contained with the Statement of Financial Information report and the districts Audited Financial statements – specifically Statement 2 – Statement of Revenue and Expense, are as indicated below in the Explanation of Variance.

Explanation of Variance – the SOFI schedules differ from the audited financial statements for the following reasons:

- The Schedule of Remuneration and Expenses is prepared on a cash basis and salary and benefits in the audited financial statements are on an accrual basis.
- The Schedule of Payments for Goods and Services is prepared on a cash basis and expenditures in the audited financial statements are on an accrual basis.
- Included in the expenses of the audited financial statements is amortization of the capital assets which would not be included in either the Schedule of Remuneration and Expenses or the Schedule of Payments for Goods and Services.
- Included in the audited financial statements are expenses paid by way of reductions in funding received from the provincial government, such as insurance premiums. These amounts are not included in the Schedule of Payments for Goods and Services.
- Included in the Schedule of Payments for Goods and Services are payments to contractors and other suppliers for services and supplies which have been capitalized in the audited financial statements and would not be reflected in the expenses of the district.
- Payments to suppliers on the Schedule of Payments for Goods and Services include 100% of Goods and Services Tax (GST) while expenditures recorded in the audited financial statements are net of the GST rebate of 68%.
- The Schedule of Payments of Goods and Services includes payment made on behalf of third parties such as Parent Advisory Councils (PAC's). The third party recovery of the expenses would be netted against the expenses in the audited financial statements and the expense would not be reflected.
- Payments to benefit suppliers include taxable benefit amounts shown as remuneration on the Schedule of Remuneration and Expenses. Also, travel expenditures paid directly to suppliers may be duplicated in the employee expenses category.
- Other miscellaneous cost recoveries may not have been deducted from the payment schedules.

Prepared as required by Financial Information Act, RSBC 1996 Chapter 140.

NAME	POSITION	REMUNERATION	EXPENSE
ELECTED OFFICIALS :			
Duncan-Green, Sonny	TRUSTEES	3,714.48	
Harrison, Edward	TRUSTEES	14,986.72	4,428.74
Jones, Wayne	TRUSTEES	14,986.72	5,954.42
Jonkman, Karen	TRUSTEES	16,652.08	8,235.09
Maitland, Angela	TRUSTEES	8,795.92	2,782.10
Maxim, Michael	TRUSTEES	14,986.72	
Sundell, Julia	TRUSTEES	14,986.72	5,925.60
Warcup, Margaret	TRUSTEES	19,149.60	9,639.00
TOTAL ELECTED OFFICIALS		108,258.96	36,964.95
DETAILED EMPLOYEES > 75,000.00 :			
Adams, Steven	Teachers (Terrace)	93,143.57	780.00
Algarvio, Anna Maria	Teachers (Terrace)	89,384.92	
Allain, Danielle	Teahcers (Terrace)	94,890.47	
Andrews, Karen	Teachers (Terrace)	118,319.50	93.46
Annibal, Colleen Mary	Teachers (Terrace),	119,104.37	
Apps, Lisa	Teachers (Terrace)	96,760.06	
Arbuckle, Jane	Teachers (Terrace),	162,638.90	1,969.38
Armstrong, Taryn	Teachers (Terrace),	92,329.04	
Ashley, Anna	Teachers (Terrace)	117,658.28	366.83
Aubin, Michael	CUPE 2052 12 MONTH (78,044.27	303.00
Axelson, Keith	ADMINISTRATIVE OFFIC	167,845.68	674.19
Axelson, Kelley	Teachers (Terrace)	107,921.81	
Azak, Beverly	EXCLUDED STAFF	93,647.30	8,263.70
Bagg, Joslyn	Teachers (Terrace)	113,975.42	
Bahr, Martin	Teachers (Terrace),	84,839.71	
Bailey, Debora	Teachers (Terrace)	112,261.82	
Baltais, Mara	Teachers (Terrace)	84,992.40	
Banton, Jessica	Teachers (Terrace)	90,449.42	
Barbosa, Jennifer	Teachers (Kitimat),	95,297.61	
Barbour, Abigail	Teachers (Terrace),	77,406.18	
Barr, Karina L.	Teachers (Terrace)	94,201.90	
Barrette, Catherine	Teachers (Terrace)	85,125.99	172.13
Barron, J. Mary-Anne	Teachers (Terrace)	112,910.32	
Barron, Phillip	EXCLUDED STAFF	171,975.10	8,419.86
Bath, Kiran	EXCLUDED STAFF	165,481.68	5,433.77
Beaulieu, Melissa	Teachers (Terrace),	84,553.33	
Begin, Catherine	Teachers (Terrace),	116,917.65	131.00
Bell, Donald	Teachers (Terrace)	116,453.86	
Bell, Katherine J.	Teachers (Terrace)	116,453.86	
Benet, Malar	Teachers (Kitimat)	108,550.78	
Bigaouette, Lisa	Teachers (Terrace)	105,842.98	
Birch, James	CUPE 2052 12 MONTH (79,890.48	465.08
Blabey, Lauren	Teachers (Terrace)	78,992.82	780.00
Blackwater, Hal	Teachers (Terrace)	108,319.65	72.60
Blohm-Gagne, Elise	Teachers (Terrace)	78,932.91	780.00
Blundon, Phillip	Teachers (Terrace),	115,870.24	
Bob, Carol	Teachers (Terrace)	117,694.48	
Boguski, Cori	Teachers (Kitimat),	110,701.40	

NAME	POSITION	REMUNERATION	EXPENSE
Braam, Jeffery	Teachers (Terrace),	79,275.69	
Braam, Jodi	CUPE 2052 12 MONTH (78,605.31	496.00
Bragg-Hounsell, Darlene	ADMINISTRATIVE OFFIC	155,654.64	5,116.70
Braid, Tammy	Teachers (Terrace)	105,729.57	225.00
Brandenburg, Karen	Teachers (Terrace)	112,395.49	
Bremner, Kurtis	Teachers (Terrace)	114,983.55	1,825.80
Brown, Stacey	Teachers (Terrace)	115,938.43	
Buhr, Sally	Teachers (Terrace)	88,649.82	
Calkins, Vincent	CUPE 2052 12 MONTH (83,214.86	
Callbreath, Chantal	EXCLUDED STAFF	90,488.40	4,348.41
Cameron, Alisha	Teachers (Terrace)	89,036.75	
Cameron, Colby	EXCLUDED STAFF	94,911.24	1,044.56
Carreiro, Chrysta	Teachers (Terrace),	132,664.65	166.32
Carrel, Anya M.	Teachers (Terrace)	116,271.18	
Carson, Bradley	Teachers (Terrace)	115,342.06	
Carter, Tracey	Teachers (Terrace)	113,404.22	360.91
Chant, Patsy	Teachers (Terrace)	106,914.38	
Charlebois, Mary	Teachers (Terrace),	110,555.63	1,170.00
Chowdhury, Shamadrita	Teachers (Terrace),	81,873.51	2,635.72
Clark, Robert	Teachers (Terrace)	75,395.85	
Clarke, Roberta	ADMINISTRATIVE OFFIC	130,661.64	
Cleveland, Corina	Teachers (Terrace)	93,026.95	
Coffey, Rosalie	Teachers (Terrace)	102,825.74	
Collins, Caroline	Teachers (Terrace)	117,613.66	780.00
Combden, Vanessa	Teachers (Terrace)	105,308.50	
Corneau, Lee	Teachers (Terrace)	96,133.11	
Cox, Tristan	Teachers (Terrace)	106,916.26	
Crawley, Sarah	Teachers (Terrace),	82,349.13	520.00
Cunningham, Cynthia	Teachers (Terrace)	102,742.60	
Da Silva, Brian	CUPE 2052 12 MONTH (77,929.60	750.25
Da Silva, Maximino	CUPE 2052 12 MONTH (78,452.02	403.18
Dahler, Laurel	Teachers (Terrace),	110,731.53	
Dahler, Nicholas	Teachers (Kitimat),	101,717.59	
Dams, M. Jill	Teachers (Terrace)	106,916.55	
Dando, Shawn	Teachers (Terrace)	108,153.78	
De Sousa, Rachael	Teachers (Terrace)	120,620.36	
DeJong, PennyLou	EXCLUDED STAFF	87,596.10	2,225.16
Decario, Nicola S.	Teachers (Terrace)	119,942.16	166.32
Dhaliwal, Surinder	ADMINISTRATIVE OFFIC	156,791.64	2,496.09
Doane, Jonathan	Teachers (Terrace)	89,081.38	
Doane, Katherine	Teachers (Terrace),	116,833.12	
Dobbin, Susan	Teachers (Kitimat)	118,616.81	
Dodd, Kathleen	Teachers (Terrace),	86,175.75	
Dominguez, Joseph	ADMINISTRATIVE OFFIC	147,295.64	32,384.02
Dosanjh, Davy	Teachers (Terrace)	113,407.69	780.00
Drew, Eric	Teachers (Terrace)	107,042.15	185.39
Drew, Jocelynn	ADMINISTRATIVE OFFIC	151,722.14	6,612.67
Dunham, Heather	Teachers (Terrace)	99,642.06	780.00
Dunlop, Matthew	CUPE 2052 12 MONTH (78,249.75	189.00
Durrant, Dave	Teachers (Terrace),	87,846.51	
Eagles, Catherine	Teachers (Terrace)	100,769.84	195.00
Eckstein, Cora	Teachers (Kitimat)	107,281.78	
Edwards, Spencer	ADMINISTRATIVE OFFIC	146,955.14	2,491.63

NAME	POSITION	REMUNERATION	EXPENSE
Eisner, Michelle	Teachers (Terrace)	112,238.69	780.00
Eliuk, Lisa	Teachers (Terrace)	114,808.42	
Eliuk, Marc	Teachers (Terrace)	113,975.42	
Elnar, Ryan	EXCLUDED STAFF	113,963.08	3,944.10
Engdahl, Brandy	Teachers (Terrace)	106,920.94	
Ewald, Joel	ADMINISTRATIVE OFFIC	137,643.84	6,631.43
Farrer, Conor	Teachers (Terrace),	79,008.42	4,972.87
Feddersen, Harold	Teachers (Terrace)	106,916.26	
Frankel, Zachary	Teachers (Terrace),	113,251.18	
Freedman, Ayelet	Teachers (Terrace),	100,510.25	4,862.83
Fridriksson, Kara	Teachers (Terrace),	111,018.60	
Fuller, Virginia	EXCLUDED STAFF	192,299.40	11,495.43
Gagnon, Carole	EXCLUDED STAFF	107,761.61	952.98
Gendron-Fafard, Diana	Teachers (Terrace),	114,773.75	
Genereaux, Francis	CUPE 2052 12 MONTH (84,716.35	249.00
George, Emily	Teachers (Terrace)	117,581.17	
George, Mathieu	Teachers (Terrace)	92,017.44	
Giguere, Deanna	Teachers (Terrace)	107,072.60	
Giguere, Tina	Teachers (Terrace)	115,216.18	
Gill, Vanessa	Teachers (Terrace)	116,453.86	
Gogag, William	Teachers (Terrace)	112,905.99	
Gorey, Richard	Teachers (Terrace)	75,785.24	
Gration, Felicity	Teachers (Terrace)	101,450.28	
Gray, Adam	Teachers (Terrace)	87,290.04	1,170.00
Greaves, Rebecca	Teachers (Terrace)	83,663.20	780.00
Green, Jillian	Teachers (Terrace)	77,122.98	
Griffin, David	Teachers (Terrace)	109,448.34	
Groves, Pamella	Teachers (Terrace)	116,121.20	
Hadjadj, Aziz	Teachers (Terrace)	113,592.55	
Hamel, Daniel	Teachers (Terrace),	147,589.80	2,233.53
Hamming, Janine	Teachers (Terrace)	106,153.76	
Hansen, Cindy	Teachers (Terrace)	97,826.18	
Heenan, Daphne	Teachers (Terrace)	104,772.09	
Hernes, Kirsty	Teachers (Terrace)	113,573.34	
Hittel, Janelle	ADMINISTRATIVE OFFIC	155,654.64	1,015.37
Hoekstra, Kimberly	Teachers (Terrace)	96,011.54	234.62
Hollett, Robin	Teachers (Terrace)	106,053.06	
Hollett, Todd	Teachers (Terrace)	116,453.86	
Hopkins, Cari Lee	Teachers (Terrace)	111,571.09	
Horianopoulos, Artemios	Teachers (Kitimat)	106,936.12	
Horne, Daina	Teachers (Terrace)	105,309.17	
Howes, Rebecca	Teachers (Terrace)	107,225.55	
Hundal, Jessica	Teachers (Terrace)	84,393.07	
Ingham, Donna	Teachers (Kitimat)	107,620.63	
Jack, Colin	Teachers (Terrace)	87,965.54	
Jacobs, Julia	ADMINISTRATIVE OFFIC	164,438.00	1,648.63
Janze, Barbara	Teachers (Terrace)	109,617.95	
Jay, Nancy	Teachers (Terrace)	107,020.66	
Johnsen, Katherine	Teachers (Kitimat)	117,608.71	
Jones, Brian W.	Teachers (Terrace)	116,453.86	
Jones, Richard Patrick	Teachers (Kitimat)	118,616.81	
Jones, Theresa	Teachers (Terrace)	93,751.97	
Kawinsky, Pamela	ADMINISTRATIVE OFFIC	155,654.64	3,680.61

School District No. 82
SCHEDULE OF REMUNERATION AND EXPENSE
YEAR ENDED JUNE 30,2025

NAME	POSITION	REMUNERATION	EXPENSE
Kenmuir, Katie	Teachers (Terrace)	83,971.65	
Kenmuir, Sandra	ADMINISTRATIVE OFFIC	155,654.64	508.56
Kennedy, Catherine	Teachers (Terrace)	118,856.28	
Killoran, Cory	ADMINISTRATIVE OFFIC	163,363.68	509.40
Killoran, Julie	Teachers (Terrace)	106,706.97	
Klassen, Shelley	Teachers (Terrace),	113,679.50	
Knott, Jennifer	Teachers (Kitimat),	121,601.68	
Knowles, Sarah	Teachers (Terrace)	90,543.44	
Koch, Jamie	Teachers (Terrace)	114,052.71	412.65
Korving, Leanne	Teachers (Terrace)	105,246.66	
Kreutziger, Elizabeth	Teachers (Terrace)	116,453.86	
Krumins, Andris	Teachers (Terrace),	87,373.66	
Kuehne, Rodney	EXCLUDED STAFF	98,684.48	4,676.98
Kwasnitza, Jolene	Teachers (Terrace),	100,242.54	
Lamb, Kylie	Teachers (Terrace)	75,870.56	
Lang, Lynda	EXCLUDED STAFF	95,327.60	1,702.14
Laughlin, Tara	Teachers (Terrace)	79,822.24	780.00
LeBlond, Kendra	Teachers (Terrace),	90,730.17	
Leffers, John	CUPE 2052 12 MONTH (78,526.74	827.01
Leite, Michelle	Teachers (Terrace)	116,453.86	
Lewis, David	Teachers (Terrace)	90,479.34	
Lewis, Janet	Teachers (Terrace)	108,198.45	
Lewis, Kristine Anna	Teachers (Kitimat)	121,088.02	
Livingstone, Matthew	Teachers (Terrace)	81,480.11	
Lorenz, Glen	CUPE 2052 12 MONTH (76,446.11	72.00
Loschberger, Alexander	Teachers (Terrace)	87,071.06	
Lowndes, April	Teachers (Terrace)	111,983.98	780.00
Lowndes, Matthew	Teachers (Terrace),	115,684.78	
MacDonald, Emma	Teachers (Terrace)	82,488.01	
MacLeod, Britt	Teachers (Terrace),	82,211.39	
MacMillan, Tracey	EXCLUDED STAFF	175,206.15	31,287.54
Magnusson, Kyla	EXCLUDED STAFF	95,327.60	3,046.99
Magol, Narius	Teachers (Terrace),	82,998.62	
Maier, Marlene Laura	Teachers (Kitimat),	93,251.15	780.00
Maltais, Marie-Philippe	Teachers (Terrace)	106,123.86	
Marleau, Terry Glenn	Teachers (Terrace)	116,453.86	
Marshall, Shylah	ADMINISTRATIVE OFFIC	156,292.48	4,566.07
Mathieu, Zechariah	Teachers (Terrace),	75,238.73	
Mattheis, Benjamin	Teachers (Terrace)	116,453.86	
Mattheis, Vicki	Teachers (Terrace)	107,225.21	
McAlpine, Carole	ADMINISTRATIVE OFFIC	155,654.64	1,249.59
McCann, Ryan	Teachers (Terrace),	75,559.74	7,521.29
McColl, Elise	Teachers (Terrace)	80,351.17	
McCreery, Melissa	Teachers (Terrace)	117,694.48	
McDicken, Daryl	Teachers (Terrace)	106,916.26	
McDonald, Tina	EXCLUDED STAFF	169,458.04	10,374.48
McInnis, Sheila	Teachers (Terrace)	115,893.58	
McKay, Tina	Teachers (Terrace)	103,489.87	
Meeds, Jacqueline A	Teachers (Kitimat)	117,608.71	
Mehr, Ashlyn	Teachers (Terrace)	86,113.74	4,505.00
Melanson, Daniella	Teachers (Terrace)	78,460.71	190.08
Metzmeier, Eric	Teachers (Terrace)	117,460.78	
Meyer, Janet	EXCLUDED STAFF, TOC	110,228.15	

School District No. 82
SCHEDULE OF REMUNERATION AND EXPENSE
YEAR ENDED JUNE 30, 2025

NAME	POSITION	REMUNERATION	EXPENSE
Midgley, Matthew	Teachers (Terrace)	75,846.44	
Millar, Melanie	Teachers (Terrace)	86,344.55	
Mills, Ernest	ADMINISTRATIVE OFFIC	155,654.64	3,982.53
Moores, Meagan	Teachers (Terrace)	87,360.10	
Morrison, Pamela	Teachers (Terrace)	102,382.37	780.00
Muldoe, Stephanie	Teachers (Terrace)	117,440.79	582.38
Murch, Lindsey	Teachers (Terrace)	80,755.23	
Murrell, Taylor	ADMINISTRATIVE OFFIC	139,679.12	4,637.40
Nameth, Kassia	ADMINISTRATIVE OFFIC	146,292.89	7,813.15
Newbery, Mark	ADMINISTRATIVE OFFIC	153,926.35	2,718.56
Nicholson, Allison	Teachers (Terrace),	77,766.78	
Nieckarz, Julia	EXCLUDED STAFF	178,967.02	9,982.49
Nutma, Andrew	EXCLUDED STAFF	142,258.80	2,482.82
Nyce, Lynzee	Teachers (Terrace),	79,294.50	175.56
O'Brien, Alysha	Teachers (Terrace),	119,730.06	
O'Hara, Jennifer	Teachers (Terrace)	89,302.06	
O'Neill, Claire	Teachers (Terrace)	99,267.57	
Oldershaw, Robert	Teachers (Terrace)	112,054.28	72.60
Olson, Ann-Jeannette	Teachers (Terrace)	108,156.14	
Olson, Lothlan	Teachers (Terrace)	82,453.98	
Ormerod, Louise	ADMINISTRATIVE OFFIC	165,565.16	2,500.94
Ott, Linda	Teachers (Terrace)	106,916.26	
Oxman, Susan	Teachers (Terrace),	84,543.42	
Paquette, Alain	Teachers (Terrace)	106,527.81	
Paradis, Raven	Teachers (Terrace),	75,824.96	960.00
Pesik, Richard	Teachers (Terrace)	118,701.49	135.96
Pires, Ana	Teachers (Terrace)	117,460.78	187.44
Plewak, Lori-Anne	Teachers (Terrace),	82,772.64	580.08
Porter, Greg	EXCLUDED STAFF	112,596.82	11,783.54
Potter, Shelley	Teachers (Terrace),	75,061.33	
Preyser, Courtney	Teachers (Terrace)	106,916.26	
Pritchard, Brant	CUPE 2052 12 MONTH (78,287.11	87.00
Purita, Cara	Teachers (Terrace)	98,195.24	
Pushong, Lisa	Teachers (Terrace)	116,531.16	
Redl, Cory	Teachers (Terrace)	95,761.59	637.45
Reid, Megan	Teachers (Terrace)	116,453.86	
Reniero, Giuliana	Teachers (Terrace)	104,841.87	2,562.83
Renwick, James	Teachers (Terrace)	77,523.62	
Rigoni, Monica	Teachers (Terrace)	112,273.28	83.16
Robertson, Fiona	Teachers (Terrace),	92,326.77	
Rodrigues, David	Teachers (Terrace)	108,649.17	
Rodrigues, Stacey	ADMINISTRATIVE OFFIC	144,305.36	1,052.13
Roy, Hayley	Teachers (Terrace),	87,743.09	
Ruchotzke, Shayla	Teachers (Terrace)	86,540.69	1,170.00
Rychlo, Zachary	Teachers (Terrace),	100,153.84	
Rypma, Maryka	Teachers (Terrace)	116,453.86	332.64
Sambo, John	CUPE 2052 12 MONTH (78,104.91	391.10
Samson, Ryan	Teachers (Terrace)	91,389.67	829.50
Santos, Genni	Teachers (Terrace)	91,200.25	
Schibli, Robert	EXCLUDED STAFF	142,429.04	4,546.87
Scott, Kelly	Teachers (Terrace)	106,916.26	
Scott, Terri Lynn	Teachers (Terrace)	121,385.91	
Segovia, Michelle	Teachers (Terrace)	108,076.00	

NAME	POSITION	REMUNERATION	EXPENSE
Seymour, Brittany	Teachers (Terrace)	79,709.39	
Seymour, Sheena	Teachers (Terrace)	117,541.08	
Seymour, Teressa	Teachers (Terrace)	113,626.99	
Sharples, Christine	Teachers (Terrace)	106,916.26	
Shaw, Beverley	Teachers (Kitimat)	108,550.78	
Shinde, Danika	Teachers (Terrace)	116,453.86	
Shore, Amanda	Teachers (Terrace)	96,011.54	
Sidey, Ronald	Teachers (Terrace)	94,891.74	390.00
Siebring, Nelvia	Teachers (Terrace)	96,649.85	
Sluyter, Nicholas G.	Teachers (Kitimat)	100,922.23	
Smith, Jenna	Teachers (Terrace)	77,838.34	
Soicher, Samantha	Teachers (Terrace)	114,119.38	
Sorenson, John	Teachers (Kitimat)	117,608.71	292.99
Sort, Trygve	Teachers (Terrace)	109,052.22	780.00
Spooner, Kristin	Teachers (Terrace)	91,091.15	325.00
Squires, Jill	Teachers (Terrace)	99,151.05	
Steele, Margo	Teachers (Terrace),	83,952.37	
Stewart, Collette	Teachers (Terrace)	115,709.92	
Stewart, Duncan	Teachers (Terrace)	113,975.42	
Stoney, Tamara	Teachers (Terrace)	104,989.12	
Striker, Shelly	Teachers (Terrace)	106,916.26	83.16
Stuart Fraser, Kerry	Teachers (Terrace)	109,212.28	
Sutherland, Michele	Teachers (Kitimat)	116,742.12	
Thom, Samantha	Teachers (Terrace)	117,460.78	
Thorburn, Jan	ADMINISTRATIVE OFFIC	145,432.52	3,060.72
Ting, Karen Gay Yin	Teachers (Terrace)	106,916.26	
Toews, Emily	Teachers (Terrace),	92,762.87	
Toor, Gorsharn	Teachers (Terrace)	101,331.39	
Tormene, Nancy	ADMINISTRATIVE OFFIC	150,139.80	752.65
Van Barneveld, Linda	Teachers (Terrace)	86,562.82	780.00
Van Leemput, Emilie	Teachers (Terrace),	108,408.01	5,000.00
Van Tunen, Jenelle	Teachers (Terrace)	94,585.78	
Vossen, Stepheny	Teachers (Terrace)	112,785.09	3,054.44
Waite, Shari Lissa	Teachers (Terrace)	114,983.55	
Wallace, Steven	ADMINISTRATIVE OFFIC	149,449.04	594.68
Wells, Jaclyn	ADMINISTRATIVE OFFIC	160,168.99	2,027.18
Wen, Ian	Teachers (Terrace)	78,140.74	
Whitaker, Trevor	CUPE 2052 12 MONTH (77,981.26	296.59
Wiebe, Kelsey	Teachers (Terrace)	78,524.05	780.00
Wilkinson, Kimberly	Teachers (Terrace)	116,933.26	585.00
Wilkinson, Thomas	Teachers (Terrace)	117,149.54	288.75
Willan, Sarah	Teachers (Terrace),	122,662.46	422.58
Wilson, Robin	Teachers (Terrace)	106,916.26	
Wojdak, Graham	Teachers (Terrace)	117,458.05	
Wolfe, Meredith	Teachers (Terrace)	113,535.75	
Woman, Spirit	Teachers (Terrace),	87,282.37	
Wraight, Teresa	Teachers (Terrace),	111,449.94	780.00
TOTAL DETAILED EMPLOYEES > 75,000.00		31,906,004.74	296,856.18
TOTAL EMPLOYEES <= 75,000.00		20,508,809.20	142,028.06

11/24/25 16:35:40
SDS GUI

School District No. 82
SCHEDULE OF REMUNERATION AND EXPENSE
YEAR ENDED JUNE 30, 2025

PAGE 7
ACR01C41

NAME	POSITION	REMUNERATION	EXPENSE
-----		-----	-----
TOTAL		52,523,072.90	475,849.19
TOTAL EMPLOYER PREMIUM FOR CPP/EI			3,175,970.51

VENDOR NAME -----	EXPENSE -----
DETAILED VENDORS > 25,000.00 :	
A & J ROOFING LTD.	256,058.25
ACADIA NORTHWEST MECHANICAL	579,002.85
AINSWORTH INC.	32,849.77
ALL-WEST GLASS PRINCE GEORGE LTD	54,715.14
ALLNORTH CONSULTANTS LTD.	77,510.80
AMAZON	192,651.00
ANDREW SHERET	120,903.52
APPLE CANADA INC.	25,897.20
AQUABATICS	26,810.78
BC HYDRO	626,147.09
BC PUBLIC SCHOOL EMPLOYERS' ASSOC.	30,433.34
BC TEACHERS' FEDERATION	50,531.73
BC TEACHERS' FEDERATION	58,873.81
BCSTA	40,093.80
BRYANT ELECTRIC	148,409.95
BULKLEY VALLEY WHOLESALE LTD	43,239.14
CANADIAN TIRE	33,570.00
CDW CANADA INC	854,867.90
CHERYL MILLAR	31,540.00
CIMS LIMITIED PARTNERSHIP	1,352,693.37
COAST MOUNTAIN COLLEGE	148,836.06
COAST MOUNTAINS TEACHERS FEDERATION	84,390.00
COMPASS CLINIC	28,317.87
CUPE LOCAL 2052	36,221.28
DDL DOORS AND HARDWARE LTD.	49,484.96
DJ & J ENTERPRISES	25,567.50
EB HORSMAN	55,374.00
ECCO SUPPLY	49,661.55
ELITE FLOOD & FIRE RESTORATION LTD.	56,889.09
EMCO CORPORATION	91,304.32
EMPORIUM BUILDERS	39,758.00
ENVIRONMENTAL 360 SOLUTIONS CENTRAL	78,576.38
FALCON ENGINEERING LTD.	45,500.85
FAMILY SERVICE OF GREATER VANCOUVER	56,472.40
FOLLETT SOFTWARE, LLC.	26,781.71
FOUNTAIN TIRE	59,638.11
FRASER VALLEY BUILDING SUPPLIES INC	224,197.77
GITANMAAX BAND COUNCIL	87,252.60
GITANYOW INDEPENDENT SCHOOL	61,261.20
GUNNAR PACIFIC AGENCIES INC	90,174.38
HARRIS & COMPANY	58,523.36
HARRIS COMPUTER SYSTEMS	179,201.77
IDEAL OFFICE SOLUTIONS (MAIN)	208,205.43
IMPERIAL DADE CANADA, INC.	61,548.71
J & F DISTRIBUTORS LTD	57,593.12
JEPSON PETROLEUM LTD DBA NORTHWESTF	126,308.69
KLEANZA CONSTRUCTION	27,370.87
KYLES NO-FRILLS	40,194.00
LAMBERT CONSULTING SERVICES	41,595.53
LENKZ SERVICES INC.	125,446.43
LOVETT WESTMACOTT	40,824.00

VENDOR NAME	EXPENSE
MIDWAY PURNEL	50,739.90
MINISTRY OF FINANCE (EHT)	1,004,316.93
MUNICIPAL PENSION PLAN	1,056,190.27
NORTHERN THERAPY SERVICES	253,877.92
PACIFIC BLUE CROSS	1,544,297.51
PACIFIC NORTHERN GAS LTD	688,129.49
PAN SUPPORT	33,138.04
POWERSCHOOL CANADA ULC	26,292.07
PUBLIC CONSULTING GROUP	52,339.00
PUBLIC EDUCATION BENEFITS TRUST	1,037,142.06
PYRAMID OFFICE SUPPLIES INC	127,606.47
RAY PROSSER	26,876.47
REAL CANADIAN WHOLESALE	123,208.00
REFRIGERATIVE SUPPLY (LANGLEY)	40,374.81
RELTEK INDUSTRIES INC.	49,846.50
ROCKY POINT ENGINEERING LTD	36,047.74
SAFEWAY	33,457.00
SAVE-ON #983 AND ONLINE	70,670.00
SHIRA MELTZER	36,860.00
SOFTCHOICE CORPORATION	43,352.78
SOUTHERN BUTLER PRICE LLP	93,642.85
SPORTFACTOR	30,365.16
STANDARD BUS CONTRACTING LTD	2,514,441.73
STAPLES	54,244.00
STATION ONE ARCHITECTS	163,169.95
SUPERIOR PROPANE INC	257,629.02
TEACHER PENSION PLAN	3,845,344.26
TECHNICON INDUSTRIES	190,549.55
TELUS COMMUNICATIONS INC	47,857.47
TERRACE BUILDERS	63,655.00
TERRACE TOTEM FORD	109,239.97
THE HOSPITAL FOR SICK CHILDREN	34,229.77
TORCHLIGHT ENT.	31,736.26
TURNING POINT RESOLUTIONS INC.	40,684.62
VELOCITY TRUCK CENTRES	136,782.46
VILLAGE OF HAZELTON	29,092.33
VOHORA LLP	29,925.00
WALMART	69,536.00
WESTERN SAFETY SURFACING INC.	86,299.38
WOOD WYANT	46,143.54
<hr/>	
TOTAL DETAILED VENDORS > 25,000.00	21,208,602.66
TOTAL VENDORS <= 25,000.00	3,530,648.42
<hr/>	
TOTAL PAYMENTS FOR THE GOODS AND SERVICES	24,739,251.08

SCHEDULED PAYMENTS

REMUNERATION	52,523,072.90
EMPLOYEE EXPENSES	475,849.19
EMPLOYER CPP/EI	3,175,970.51
PAYMENTS FOR GOODS AND SERVICES	24,739,251.08
TOTAL SCHEDULED PAYMENTS	<u>80,914,143.68</u>

RECONCILIATION ITEMS

NONCASH ITEMS:	
ACCOUNTS PAYABLE ACCRUALS	333,736.27-
PAYROLL ACCRUALS	143,974.27
INVENTORIES AND PREPAIDS	230,813.00-
PAYMENTS INCLUDED:	
TAXABLE BENEFITS	168,285.93-
OTHER:	
THIRD PARTY RECOVERIES	682,093.03-
GST/HST REBATE	478,446.46-
RECOVERIES OF EXPENSES	726,677.00-
MISCELLANEOUS	959,549.74
TOTAL RECONCILIATION ITEMS	<u>1,516,527.68-</u>

FINANCIAL STATEMENT EXPENDITURES

OPERATING FUND	63,174,756.00
TRUST FUND	12,901,930.00
CAPITAL FUND	3,320,930.00
TOTAL FINANCIAL STATEMENT EXPENDITURES	<u>79,397,616.00</u>

BALANCE

=====

0.00