

**School District**

**Statement of Financial Information (SOFI)**



**School District No. 63 (Saanich)**

**Fiscal Year Ended June 30, 2025**

**School District  
Statement of Financial Information (SOFI)**

**School District No. 63 (Saanich)**

**Fiscal Year Ended June 30, 2025**

**TABLE OF CONTENTS**

Documents are arranged in the following order:

1. Approval of Statement of Financial Information
2. Financial Information Act Submission Checklist
3. Management Report
4. Audited Financial Statements
5. Schedule of Debt
6. Schedule of Guarantee and Indemnity Agreements
7. Schedule of Remuneration and Expenses including:
  - Statement of Severance Agreements
  - Reconciliation or explanation of differences to Audited Financial Statements
8. Schedule of Payments for the Provision of Goods and Services including:
  - Reconciliation or explanation of differences to Audited Financial Statements



Ministry  
of Education

# SCHOOL DISTRICT STATEMENT OF FINANCIAL INFORMATION (SOFI)

6049

<small>SCHOOL DISTRICT NUMBER</small> <b>63</b>	<small>NAME OF SCHOOL DISTRICT</small> <b>Saanich</b>	<small>YEAR</small> <b>2024/25</b>
<small>OFFICE LOCATION(S)</small> <b>2125 Keating Cross Road</b>		<small>TELEPHONE NUMBER</small> <b>250-652-7300</b>
<small>MAILING ADDRESS</small> <b>2125 Keating Cross Road</b>		
<small>CITY</small> <b>Saanichton</b>	<small>PROVINCE</small> <b>BC</b>	<small>POSTAL CODE</small> <b>V8M 2A5</b>
<small>NAME OF SUPERINTENDENT</small> <b>Dave Eberwein</b>		<small>TELEPHONE NUMBER</small> <b>250-652-7300</b>
<small>NAME OF SECRETARY TREASURER</small> <b>Jason Reid</b>		<small>TELEPHONE NUMBER</small> <b>250-652-7300</b>

**DECLARATION AND SIGNATURES**

We, the undersigned, certify that the attached is a correct and true copy of the Statement of Financial Information for the year ended June 30,  
for School District No. 63 as required under Section 2 of the Financial Information Act.

[Redacted Signature Area]	<small>DATE SIGNED</small> <i>Nov. 26, 2025</i>
	<small>DATE SIGNED</small> <i>Nov 26, 2025</i>
	<small>DATE SIGNED</small> <i>Nov 26, 2025</i>

## Statement of Financial Information for Year Ended June 30, 2025

### Financial Information Act-Submission Checklist

		<i><b>Due Date</b></i>
a)	<input checked="" type="checkbox"/> A statement of assets and liabilities (audited financial statements).	<i>September 30</i>
b)	<input checked="" type="checkbox"/> An operational statement including, i) a Statement of Income and ii) a Statement of Changes in Financial Position, or, if omitted, an explanation in the Notes to Financial Statements (audited financial statements)	<i>September 30</i>
c)	<input checked="" type="checkbox"/> A schedule of debts (audited financial statements).	<i>September 30</i>
d)	<input checked="" type="checkbox"/> A schedule of guarantee and indemnity agreements including the names of the entities involved and the amount of money involved. (Note: Nil schedules can be submitted December 31).	<i>September 30</i>
e)	A schedule of remuneration and expenses, including:	<i>December 31</i>
	<input checked="" type="checkbox"/> i) an alphabetical list of employees earning over \$75,000, the total amount of expenses paid to or on behalf of each employee for the year reported and a consolidated total for employees earning under \$75,000. If the total wages and expenses differs from the audited financial statements, an explanation is required.	
	<input checked="" type="checkbox"/> ii) a list by name and position of Board Members with the amount of any salary and expenses paid to or on behalf of the member	
	<input checked="" type="checkbox"/> iii) the number of severance agreements started during the fiscal year and the range of months' pay covered by the agreement, in respect of excluded employees. If there are no agreements to report, an explanation is required	
f)	<input checked="" type="checkbox"/> An alphabetical list of suppliers receiving over \$25,000 and a consolidated total for those suppliers receiving less than \$25,000. If the total differs from the Audited Financial Statements, an explanation is required.	<i>December 31</i>
g)	<input checked="" type="checkbox"/> Approval of Statement of Financial Information.	<i>December 31</i>
h)	<input checked="" type="checkbox"/> A management report approved by the Chief Financial Officer	<i>December 31</i>

School District Number & Name **School District No.63 (Saanich)**

**School District  
Statement of Financial Information (SOFI)**

**School District No. 63 (Saanich)**

**Fiscal Year Ended June 30, 2025**

**MANAGEMENT REPORT**


The Financial Statements contained in this Statement of Financial Information under the *Financial Information Act* have been prepared by management in accordance with Canadian generally accepted accounting principles and the integrity and objectivity of these statements are management's responsibility.

Management is also responsible for all other schedules of financial information and for ensuring this information is consistent, where appropriate, with the information contained in the financial statements and for implementing and maintaining a system of internal controls to provide reasonable assurance that reliable financial information is produced.

The Board of Education is responsible for ensuring that management fulfils its responsibilities for financial reporting and internal control and for approving the financial information included in the Statement of Financial Information.

The external auditors, the Office of the Auditor General of BC, conduct an independent examination, in accordance with generally accepted auditing standards, and express their opinion on the financial statements as required by the *School Act*. Their examination does not relate to the other schedules of financial information required by the *Financial Information Act*. Their examination includes a review and evaluation of the board's system of internal control and appropriate tests and procedures to provide reasonable assurance that the financial statements are presented fairly.

On behalf of School District



\_\_\_\_\_  
ident

Jason Reid, Secretary Treasurer

Date: November 26, 2025

Audited Financial Statements of

**School District No. 63 (Saanich)**

And Independent Auditors' Report thereon

June 30, 2025

# School District No. 63 (Saanich)

June 30, 2025

## Table of Contents

Management Report .....	1
Independent Auditors' Report .....	2-5
Statement of Financial Position - Statement 1 .....	6
Statement of Operations - Statement 2 .....	7
Statement of Changes in Net Debt - Statement 4 .....	8
Statement of Cash Flows - Statement 5 .....	9
Notes to the Financial Statements .....	10-32
Schedule of Changes in Accumulated Surplus (Deficit) by Fund - Schedule 1 (Unaudited) .....	33
Schedule of Operating Operations - Schedule 2 (Unaudited) .....	34
Schedule 2A - Schedule of Operating Revenue by Source (Unaudited) .....	35
Schedule 2B - Schedule of Operating Expense by Object (Unaudited) .....	36
Schedule 2C - Operating Expense by Function, Program and Object (Unaudited) .....	37
Schedule of Special Purpose Operations - Schedule 3 (Unaudited) .....	39
Schedule 3A - Changes in Special Purpose Funds and Expense by Object (Unaudited) .....	40
Schedule of Capital Operations - Schedule 4 (Unaudited) .....	43
Schedule 4A - Tangible Capital Assets (Unaudited) .....	44
Schedule 4B - Tangible Capital Assets - Work in Progress (Unaudited) .....	45
Schedule 4C - Deferred Capital Revenue (Unaudited) .....	46
Schedule 4D - Changes in Unspent Deferred Capital Revenue (Unaudited) .....	47

# School District No. 63 (Saanich)

## MANAGEMENT REPORT

Version: 1946-1200-8218

### Management's Responsibility for the Financial Statements

The accompanying financial statements of School District No. 63 (Saanich) have been prepared by management in accordance with the accounting requirements of Section 23.1 of the Budget Transparency and Accountability Act of British Columbia, supplemented by Regulations 257/2010 and 198/2011 issued by the Province of British Columbia Treasury Board, and the integrity and objectivity of these statements are management's responsibility. Management is also responsible for all of the notes to the financial statements and schedules, and for ensuring that this information is consistent, where appropriate, with the information contained in the financial statements.


The preparation of financial statements necessarily involves the use of estimates based on management's judgment particularly when transactions affecting the current accounting period cannot be finalized with certainty until future periods.

Management is also responsible for implementing and maintaining a system of internal controls to provide reasonable assurance that assets are safeguarded, transactions are properly authorized and reliable financial information is produced.

The Board of Education of School District No. 63 (Saanich) (called the "Board") is responsible for ensuring that management fulfills its responsibilities for financial reporting and internal control and exercises these responsibilities through the Board. The Board reviews internal financial statements regularly throughout the year and externally audited financial statements yearly.

The external auditors, Office of the Auditor General of British Columbia, conduct an independent examination, in accordance with Canadian generally accepted auditing standards, and express their opinion on the financial statements. The external auditors have full and free access to financial management of School District No. 63 (Saanich) and meet when required. The accompanying Independent Auditors' Report outlines their responsibilities, the scope of their examination and their opinion on the School District's financial statements.

On behalf of School District No. 63 (Saanich)



Education \_\_\_\_\_  
Date Signed September 17, 2025

\_\_\_\_\_ September 17, 2025  
Date Signed

\_\_\_\_\_ September 17, 2025  
Date Signed



## **Independent Auditor's Report**

*To the Board of Education, School District No. 63 (Saanich), and  
To the Minister of Education and Child Care, Province of British Columbia*

### **Qualified Opinion**

I have audited the accompanying financial statements of School District No. 63 (Saanich) (“the entity”), which comprise the statement of financial position as at June 30, 2025, and the statements of operations, changes in net debt, and cash flows, for the year then ended, and a summary of significant accounting policies and other explanatory information.

In my opinion, except for the effects of the matter described in the Basis for Qualified Opinion section of my report, the financial statements present fairly, in all material respects, the financial position of the entity as at June 30, 2025, and the results of its operations, changes in its net debt, and cash flows for the year then ended in accordance with Canadian public sector accounting standards.

### **Basis for Qualified Opinion**

I believe that the audit evidence I have obtained is sufficient and appropriate to provide a basis for my qualified opinion.

As described in Note 2 a) to the Financial Statements, the entity’s accounting treatment for contributions received from governments and for externally restricted contributions received from non-government sources is to initially record them as deferred revenue (a liability) and then recognize revenue in the statement of operations either on the same basis as the related expenditures occur or, in the case of funds for the purchase or construction of capital assets, to recognize revenue on the same basis as the related assets are amortized. The entity was required to adopt this accounting policy as prescribed by Province of British Columbia Treasury Board Regulation 198/2011.

Under Canadian public sector accounting standards, the entity’s method of accounting for contributions is only appropriate in circumstances where the funding meets the definition of a liability. Otherwise, the appropriate accounting treatment is to record contributions as revenue when they are received or receivable. In my opinion, certain contributions of the entity do not meet the definition of a liability, and as such the entity’s method of accounting for those contributions represents a departure from Canadian public sector accounting standards.

This departure has existed since the inception of the standard, which applies to periods beginning on or after April 1, 2012. Had the entity made an adjustment for this departure in the current year, the deferred capital revenue and deferred revenue liabilities as at June 30, 2025 would have been lower by \$117.3 million and \$0.9 million respectively, revenue, annual surplus and accumulated surplus would have been higher by \$118.2 million, and net debt would have been lower by \$118.2 million.

## Independent Auditor's Report

School District No. 63 (Saanich)

I conducted my audit in accordance with Canadian generally accepted auditing standards. My responsibilities under those standards are further described in the Auditor's Responsibilities for the Audit of the Financial Statements section of my report. I am independent of the entity in accordance with the ethical requirements that are relevant to my audit of the entity's financial statements in Canada, and I have fulfilled my other ethical responsibilities in accordance with these requirements.

### ***Other Accompanying Information***

Management is responsible for the other information accompanying the financial statements. The other information comprises the information included in the Financial Statement Discussion and Analysis, Unaudited Schedules 1 to 4D, and the Statement of Financial Information, but does not include the financial statements and my auditor's report thereon. The Statement of Financial Information is expected to be made available to me after the date of this auditor's report.

My opinion on the financial statements does not cover the other information and I do not express any form of assurance conclusion thereon.

In connection with my audit of the financial statements, my responsibility is to read the other information that I have obtained prior to the date of my auditor's report and, in doing so, consider whether the other information is materially inconsistent with the financial statements, or my knowledge obtained during the audit or otherwise appears to be materially misstated.

Prior to the date of my auditor's report, I obtained a copy of the Financial Statement Discussion and Analysis, and Unaudited Schedules 1 to 4D. If, based on the work I have performed on this other information, I conclude that there is a material misstatement therein, I am required to report that fact in this auditor's report.

As described in the Basis for Qualified Opinion section above, the entity has inappropriately deferred certain of its revenues from government transfers. I have concluded that the other information is materially misstated for the same reason with respect to the amounts or other items in the Financial Statement Discussion and Analysis and Unaudited Schedules 1 to 4D affected by this departure from Canadian public sector accounting standards.

When I read the Statement of Financial Information, if I conclude that there is a material misstatement therein, I am required to communicate the matter to those charged with governance.

### ***Responsibilities of Management and Those Charged with Governance for the Financial Statements***

Those charged with governance are responsible for the oversight of the financial reporting process. Management is responsible for the preparation and fair presentation of the financial statements in accordance with Canadian public sector accounting standards, and for such internal control as management determines is necessary to enable the preparation of the financial statements that are free from material misstatement, whether due to fraud or error.

## Independent Auditor's Report

School District No. 63 (Saanich)

In preparing the financial statements, management is responsible for assessing the entity's ability to continue as a going concern, disclosing, as applicable, matters related to going concern and using the going concern basis of accounting when the entity will continue its operations for the foreseeable future.

### ***Auditor's Responsibilities for the Audit of the Financial Statements***

My objectives are to obtain reasonable assurance about whether the entity's financial statements as a whole are free from material misstatement, whether due to fraud or error, and to issue an auditor's report that includes my opinion. Reasonable assurance is a high level of assurance but is not a guarantee that an audit conducted in accordance with Canadian generally accepted auditing standards will always detect a material misstatement when it exists. Misstatements can arise from fraud or error and are considered material if, individually or in aggregate, they could reasonably be expected to influence the economic decision of users taken on the basis of these financial statements.

As part of an audit in accordance with Canadian generally accepted auditing standards, I exercise professional judgment and maintain professional skepticism throughout the audit. I also:


- Identify and assess the risks of material misstatement of the financial statements, whether due to fraud or error, design and perform audit procedures responsive to those risks, and obtain audit evidence that is sufficient and appropriate to provide a basis for my opinion. The risk of not detecting a material misstatement resulting from fraud is higher than one resulting from error, as fraud may involve collusion, forgery, intentional omissions, misrepresentations, or the override of internal control.
- Obtain an understanding of internal control relevant to the audit in order to design audit procedures that are appropriate in the circumstances, but not for the purpose of expressing an opinion on the effectiveness of the entity's internal control.
- Evaluate the appropriateness of accounting policies used and the reasonableness of accounting estimates and related disclosures made by management.
- Conclude on the appropriateness of management's use of the going concern basis of accounting and, based on the audit evidence obtained, whether a material uncertainty exists related to events or conditions that may cast significant doubt on the entity's ability to continue as a going concern. If I conclude that a material uncertainty exists, I am required to draw attention in my auditor's report to the related disclosures in the financial statements or, if such disclosures are inadequate, to modify my opinion. My conclusions are based on the audit evidence obtained up to the date of my auditor's report. However, future events or conditions may cause the entity to cease to continue as a going concern.
- Evaluate the overall presentation, structure, and content of the financial statements, including the disclosures, and whether the financial statements represent the underlying transactions and events in a manner that achieves fair presentation.

## Independent Auditor's Report

School District No. 63 (Saanich)

I communicate with those charged with governance regarding, among other matters, the planned scope and timing of the audit and significant audit findings, including any significant deficiencies in internal control that I identify during my audit.

I also provide those charged with governance with a statement that I have complied with relevant ethical requirements regarding independence and communicated with them all relationships and other matters that may reasonably be thought to bear on my independence, and where applicable, related safeguards.



Sheila Dodds, CPA, CA, CIA  
Acting Auditor General of British Columbia


Victoria, British Columbia, Canada  
September 23, 2025

# School District No. 63 (Saanich)

## Statement of Financial Position

As at June 30, 2025

	2025 Actual	2024 Actual
	\$	\$
<b>Financial Assets</b>		
Cash and Cash Equivalents	23,686,109	21,521,971
Accounts Receivable		
Due from Province - Ministry of Education and Child Care	1,187,143	1,379,570
Due from Province - Other	-	95,581
Due from First Nations	852,798	809,892
Other (Note 3)	856,343	1,108,086
Portfolio Investments (Note 4)	6,235,310	6,222,682
Construction Security Deposits (Note 5)	-	61,275
<b>Total Financial Assets</b>	<u>32,817,703</u>	<u>31,199,057</u>
<b>Liabilities</b>		
Accounts Payable and Accrued Liabilities		
Other (Note 6)	11,789,482	11,308,508
Unearned Revenue (Note 7)	5,761,057	6,054,707
Deferred Revenue (Note 8)	2,999,636	2,781,680
Deferred Capital Revenue (Note 9)	117,570,596	119,395,220
Employee Future Benefits (Note 10)	4,579,382	4,364,897
Asset Retirement Obligation (Note 11)	13,608,539	13,198,443
Debt (Note 12)	188,053	200,000
<b>Total Liabilities</b>	<u>156,496,745</u>	<u>157,303,455</u>
<b>Net Debt</b>	<u>(123,679,042)</u>	<u>(126,104,398)</u>
<b>Non-Financial Assets</b>		
Tangible Capital Assets (Note 13)	142,616,311	144,289,281
Prepaid Expenses	896,806	921,014
<b>Total Non-Financial Assets</b>	<u>143,513,117</u>	<u>145,210,295</u>
<b>Accumulated Surplus (Deficit) (Note 14)</b>	<u>19,834,075</u>	<u>19,105,897</u>
Contractual Obligations (Note 15)		
Contractual Rights (Note 16)		
Contingent Liabilities (Note 17)		



September 17, 2025  
Date Signed

September 17, 2025  
Date Signed

September 17, 2025  
Date Signed

# School District No. 63 (Saanich)

Statement of Operations  
Year Ended June 30, 2025

	2025 Budget (Note 18) \$	2025 Actual \$	2024 Actual \$
<b>Revenues</b>			
Provincial Grants			
Ministry of Education and Child Care	105,013,611	<b>105,732,192</b>	100,548,302
Other	173,750	<b>208,750</b>	200,332
Federal Grants	544,918	<b>544,918</b>	578,601
Tuition	4,582,194	<b>4,756,763</b>	4,412,299
Other Revenue	10,740,579	<b>12,207,038</b>	11,062,163
Rentals and Leases	464,500	<b>501,252</b>	411,696
Investment Income	680,000	<b>1,019,632</b>	1,027,763
Amortization of Deferred Capital Revenue	5,350,000	<b>5,987,675</b>	5,632,028
<b>Total Revenue</b>	<u>127,549,552</u>	<u><b>130,958,220</b></u>	<u>123,873,184</u>
<b>Expenses (Note 19)</b>			
Instruction	105,682,935	<b>104,109,106</b>	98,069,767
District Administration	4,592,166	<b>4,368,092</b>	3,745,100
Operations and Maintenance	18,990,400	<b>18,817,926</b>	17,712,028
Transportation and Housing	2,570,760	<b>2,524,822</b>	2,089,246
Revaluation of Asset Retirement Obligation		<b>410,096</b>	509,802
<b>Total Expense</b>	<u>131,836,261</u>	<u><b>130,230,042</b></u>	<u>122,125,943</u>
<b>Surplus (Deficit) for the year</b>	<u>(4,286,709)</u>	<u><b>728,178</b></u>	<u>1,747,241</u>
<b>Accumulated Surplus (Deficit) from Operations, beginning of year</b>		<b>19,105,897</b>	17,358,656
<b>Accumulated Surplus (Deficit) from Operations, end of year</b>		<u><u><b>19,834,075</b></u></u>	<u>19,105,897</u>

# School District No. 63 (Saanich)

## Statement of Changes in Net Debt

Year Ended June 30, 2025

	2025 Budget (Note 18) \$	2025 Actual \$	2024 Actual \$
<b>Surplus (Deficit) for the year</b>	(4,286,709)	<b>728,178</b>	1,747,241
<b>Effect of change in Tangible Capital Assets</b>			
Acquisition of Tangible Capital Assets	(1,339,000)	<b>(6,290,932)</b>	(7,730,743)
Amortization of Tangible Capital Assets	7,650,000	<b>7,963,902</b>	7,524,504
<b>Total Effect of change in Tangible Capital Assets</b>	6,311,000	<b>1,672,970</b>	(206,239)
Acquisition of Prepaid Expenses		<b>(896,806)</b>	(921,014)
Use of Prepaid Expenses		<b>921,014</b>	1,032,741
<b>Total Effect of change in Other Non-Financial Assets</b>	-	<b>24,208</b>	111,727
<b>(Increase) Decrease in Net Debt, before Net Remeasurement Gains (Losses)</b>	<u>2,024,291</u>	<b>2,425,356</b>	1,652,729
<b>Net Remeasurement Gains (Losses)</b>			
<b>(Increase) Decrease in Net Debt</b>		<b>2,425,356</b>	1,652,729
<b>Net Debt, beginning of year</b>		<b>(126,104,398)</b>	(127,757,127)
<b>Net Debt, end of year</b>		<u><b>(123,679,042)</b></u>	<u>(126,104,398)</u>

# School District No. 63 (Saanich)

Statement of Cash Flows  
Year Ended June 30, 2025

	2025 Actual	2024 Actual
	\$	\$
<b>Operating Transactions</b>		
Surplus (Deficit) for the year	728,178	1,747,241
Changes in Non-Cash Working Capital		
Decrease (Increase)		
Accounts Receivable	496,845	(704,438)
Prepaid Expenses	24,208	111,727
Increase (Decrease)		
Accounts Payable and Accrued Liabilities	480,974	1,083,220
Unearned Revenue	(293,650)	290,096
Deferred Revenue	217,956	631,743
Employee Future Benefits	214,485	284,820
Asset Retirement Obligations	410,096	509,802
Amortization of Tangible Capital Assets	7,963,902	7,524,504
Amortization of Deferred Capital Revenue	(5,987,675)	(5,632,028)
Construction Security Deposits	61,275	526,654
<b>Total Operating Transactions</b>	<b>4,316,594</b>	<b>6,373,341</b>
<b>Capital Transactions</b>		
Tangible Capital Assets Purchased	(2,322,113)	(2,270,378)
Tangible Capital Assets -WIP Purchased	(3,968,819)	(5,260,365)
Tangible Capital Assets Purchased With Loan	-	(200,000)
<b>Total Capital Transactions</b>	<b>(6,290,932)</b>	<b>(7,730,743)</b>
<b>Financing Transactions</b>		
Loan Proceeds	-	200,000
Loan Payments	(11,947)	-
Capital Revenue Received	4,163,051	6,677,640
<b>Total Financing Transactions</b>	<b>4,151,104</b>	<b>6,877,640</b>
<b>Investing Transactions</b>		
Investments in Portfolio Investments	(12,628)	(6,011,098)
<b>Total Investing Transactions</b>	<b>(12,628)</b>	<b>(6,011,098)</b>
<b>Net Increase (Decrease) in Cash and Cash Equivalents</b>	<b>2,164,138</b>	<b>(490,860)</b>
<b>Cash and Cash Equivalents, beginning of year</b>	<b>21,521,971</b>	<b>22,012,831</b>
<b>Cash and Cash Equivalents, end of year</b>	<b>23,686,109</b>	<b>21,521,971</b>
<b>Cash and Cash Equivalents, end of year, is made up of:</b>		
Cash	23,540,023	21,381,202
Cash Equivalents	146,086	140,769
	<b>23,686,109</b>	<b>21,521,971</b>

**SCHOOL DISTRICT No. 63 (SAANICH)**  
**NOTES TO THE FINANCIAL STATEMENTS**  
**YEAR ENDED JUNE 30, 2025**

---

**NOTE 1            AUTHORITY AND PURPOSE**

The school district operates under authority of the *School Act* of British Columbia as a corporation under the name of "The Board of Education of School District No. 63 (Saanich)", and operates as "School District No. 63 (Saanich)". A board of education ("Board") elected for a four-year term governs the school district. The school district provides educational programs to students enrolled in schools in the district, and is principally funded by the Province of British Columbia through the Ministry of Education and Child Care. School District No. 63 (Saanich) is exempt from federal and provincial corporate income taxes.

**NOTE 2            SUMMARY OF SIGNIFICANT ACCOUNTING POLICIES**

The financial statements of the school district are prepared by management in accordance with the basis of accounting described below. Significant accounting policies of the school district are as follows:

a) Basis of Accounting

These financial statements have been prepared in accordance with Section 23.1 of the *Budget Transparency and Accountability Act* of the Province of British Columbia. This Section requires that the financial statements be prepared in accordance with Canadian public sector accounting standards except in regard to the accounting for government transfers as set out in Notes 2(f) and 2(m).

In November 2011, Treasury Board provided a directive through Restricted Contributions Regulation 198/2011 providing direction for the reporting of restricted contributions whether they are received or receivable by the school district before or after this regulation was in effect.

As noted in notes 2(f) and 2(m), Section 23.1 of the *Budget Transparency and Accountability Act* and its related regulations require the school district to recognize government transfers for the acquisition of capital assets into revenue on the same basis as the related amortization expense.

As these transfers do not contain stipulations that create a liability, Canadian public sector accounting standards would require that:

- government transfers, which do not contain a stipulation that creates a liability, be recognized as revenue by the recipient when approved by the transferor and the eligibility criteria have been met in accordance with public sector accounting standard PS3410; and
- externally restricted contributions be recognized as revenue in the period in which the resources are used for the purpose or purposes specified in accordance with public sector accounting standard PS3100.

As a result, revenue recognized in the statement of operations and certain related deferred capital revenue would be recorded differently under Canadian Public Sector Accounting Standards.

**SCHOOL DISTRICT No. 63 (SAANICH)**  
**NOTES TO THE FINANCIAL STATEMENTS**  
**YEAR ENDED JUNE 30, 2025**

---

**NOTE 2      SUMMARY OF SIGNIFICANT ACCOUNTING POLICIES (continued)**

b) Cash and Cash Equivalents

Cash and cash equivalents include cash and highly liquid securities that are readily convertible to known amounts of cash and that are subject to an insignificant risk of change in value. These cash equivalents generally have a maturity of three months or less at acquisition and are held for the purpose of meeting short-term cash commitments rather than for investing.

c) Accounts Receivable

Accounts receivable are measured at amortized cost and shown net of allowance for doubtful accounts.

d) Portfolio Investments

The school district has investments in Guaranteed Investment Certificates (GICs) with terms to maturity of greater than three months. GICs are reported at cost.

e) Unearned Revenue

Unearned revenue includes tuition fees received for courses to be delivered in future periods and receipt of proceeds for services or products to be delivered in a future period. Revenue will be recognized in that future period when the courses, services, or products are provided.

f) Deferred Revenue and Deferred Capital Revenue

Deferred revenue includes contributions received with stipulations that meet the description of restricted contributions in the Restricted Contributions Regulation 198/2011 issued by Treasury Board. When restrictions are met, deferred revenue is recognized as revenue in the fiscal year in a manner consistent with the circumstances and evidence used to support the initial recognition of the contributions received as a liability as detailed in Note 2 (m).

Funding received for the acquisition of depreciable tangible capital assets is recorded as deferred capital revenue and amortized over the life of the asset acquired as revenue in the statement of operations.

This accounting treatment is not consistent with the requirements of Canadian public sector accounting standards, which require that government transfers be recognized as revenue when approved by the transferor and eligibility criteria have been met unless the transfer contains a stipulation that creates a liability in which case the transfer is recognized as revenue over the period that the liability is extinguished.

**SCHOOL DISTRICT No. 63 (SAANICH)**  
**NOTES TO THE FINANCIAL STATEMENTS**  
**YEAR ENDED JUNE 30, 2025**

---

**NOTE 2      SUMMARY OF SIGNIFICANT ACCOUNTING POLICIES (*continued*)**

g) Employee Future Benefits

The school district provides certain post-employment benefits including vested and non-vested benefits for certain employees pursuant to certain contracts and union agreements. The school district accrues its obligations and related costs including both vested and non-vested benefits under employee future benefit plans. Benefits include vested sick leave, accumulating non-vested sick leave, early retirement, retirement/severance, vacation, overtime and death benefits. The benefits cost is actuarially determined using the projected unit credit method pro-rated on service and using management's best estimate of expected salary escalation, termination rates, retirement rates and mortality. The discount rate used to measure obligations is based on the cost of borrowing. The cumulative unrecognized actuarial gains and losses are amortized over the expected average remaining service lifetime (EARSL) of active employees covered under the plan.

The most recent valuation of the obligation was performed at March 31, 2025 and projected to March 31, 2028. The next valuation will be performed at March 31, 2028 for use at June 30, 2028. For the purposes of determining the financial position of the plans and the employee future benefit costs, a measurement date of March 31 was adopted for all periods subsequent to July 1, 2004.

The school district and its employees make contributions to the Teachers' Pension Plan and Municipal Pension Plan. The plans are jointly trusted plans where assets and obligations are not separated. The costs are expensed as incurred.

h) Asset Retirement Obligations

An asset retirement obligation is recognized when, as at the financial reporting date, all of the following criteria are met:

- (a) there is a legal obligation to incur retirement costs in relation to a tangible capital asset;
- (b) the past transaction or event giving rise to the liability has occurred;
- (c) it is expected that future economic benefits will be given up; and
- (d) a reasonable estimate of the amount can be made.

The liability for the removal of asbestos and other hazardous material in several of the buildings owned by the school district has been measured at current cost as the timing and amounts of future cash flows cannot be estimated. The resulting costs have been capitalized into the carrying amount of tangible capital assets and are being amortized on the same basis as the related tangible capital asset. Assumptions used in the calculation are reviewed annually.

**SCHOOL DISTRICT No. 63 (SAANICH)**  
**NOTES TO THE FINANCIAL STATEMENTS**  
**YEAR ENDED JUNE 30, 2025**

---

**NOTE 2      SUMMARY OF SIGNIFICANT ACCOUNTING POLICIES (continued)**

i) Liability for Contaminated Sites

Contaminated sites are a result of contamination being introduced into air, soil, water or sediment of a chemical, organic or radioactive material or live organism that exceeds an environmental standard. The liability is recorded net of any expected recoveries. A liability for remediation of contaminated sites is recognized when a site is not in productive use and all the following criteria are met:

- an environmental standard exists;
- contamination exceeds the environmental standard;
- the school district:
  - is directly responsible; or
  - accepts responsibility;
- it is expected that future economic benefits will be given up; and
- a reasonable estimate of the amount can be made.

The liability is recognized as management's estimate of the cost of remediation including operation, maintenance and monitoring that are an integral part of the remediation strategy for a contaminated site.

j) Tangible Capital Assets

The following criteria apply:

- Tangible capital assets acquired or constructed are recorded at cost which includes amounts that are directly related to the acquisition, design, construction, development, improvement or betterment of the assets. Cost also includes overhead directly attributable to construction as well as interest costs that are directly attributable to the acquisition or construction of the asset.
- Donated tangible capital assets are recorded at their fair market value on the date of donation, except in circumstances where fair value cannot be reasonably determined, which are then recognized at nominal value. Transfers of capital assets from related parties are recorded at carrying value.
- Work in progress is recorded as an acquisition to the applicable asset class at substantial completion.
- Tangible capital assets are written down to residual value when conditions indicate they no longer contribute to the ability of the school district to provide services or when the value of future economic benefits associated with the sites and buildings are less than their net book value. The write-downs are accounted for as expenses in the Statement of Operations.
- Buildings that are demolished or destroyed are written-off.
- Works of art, historic assets and other non-purchased intangible assets are not recorded as assets in these financial statements.
- The cost, less residual value, of tangible capital assets (excluding sites), is amortized on a straight-line basis over the estimated useful life of the asset. Work in progress is not amortized until available for productive use. It is management's responsibility to determine the appropriate useful lives for tangible capital assets. These useful lives are reviewed on a

**SCHOOL DISTRICT No. 63 (SAANICH)**  
**NOTES TO THE FINANCIAL STATEMENTS**  
**YEAR ENDED JUNE 30, 2025**

---

**NOTE 2      SUMMARY OF SIGNIFICANT ACCOUNTING POLICIES (continued)**

j) Tangible Capital Assets (continued)

regular basis or if significant events initiate the need to revise. Estimated useful life is as follows:

Buildings	40 years
Furniture & Equipment	10 years
Vehicles	10 years
Computer Software	5 years
Computer Hardware	5 years

k) Prepaid Expenses

Amounts for insurance and other services are included as a prepaid expense and stated at acquisition cost and are charged to expense over the periods expected to benefit from it.

l) Funds and Reserves

Certain amounts, as approved by the Board are set aside in accumulated surplus for future operating and capital purposes. Transfers to and from funds and reserves are an adjustment to the respective fund when approved (see Note 14 – Accumulated Surplus).

m) Revenue Recognition

Revenues are recorded on an accrual basis in the period in which the transactions or events occurred that gave rise to the revenues, the amounts are considered to be collectible and can be reasonably estimated.

Contributions received or where eligibility criteria have been met are recognized as revenue except where the contribution meets the criteria for deferral as described below. Eligibility criteria are the criteria that the school district has to meet in order to receive the contributions including authorization by the transferring government.

For contributions subject to a legislative or contractual stipulation or restriction as to their use, revenue is recognized as follows:

- Non-capital contributions for specific purposes are recorded as deferred revenue and recognized as revenue in the year related expenses are incurred,
- Contributions restricted for site acquisitions are recorded as revenue when the sites are purchased, and
- Contributions restricted for tangible capital assets acquisitions other than sites are recorded as deferred capital revenue and amortized over the useful life of the related assets.

Donated tangible capital assets other than sites are recorded at fair market value and amortized over the useful life of the assets. Donated sites are recorded as revenue at fair market value when received or receivable.

**SCHOOL DISTRICT No. 63 (SAANICH)**  
**NOTES TO THE FINANCIAL STATEMENTS**  
**YEAR ENDED JUNE 30, 2025**

---

**NOTE 2      SUMMARY OF SIGNIFICANT ACCOUNTING POLICIES (continued)**

m) Revenue Recognition (continued)

The accounting treatment for restricted contributions that are government transfers is not consistent with the requirements of Canadian public sector accounting standards, which require that government transfers be recognized as revenue when approved by the transferor and eligibility criteria have been met unless the transfer contains a stipulation that meets the criteria for liability recognition in which case the transfer is recognized as revenue over the period that the liability is extinguished.

Revenue from transactions with performance obligations is recognized when (or as) the performance obligation is satisfied (by providing the promised goods or services to a payor).

Revenue from transactions with no performance obligations is recognized when the district:

- (a) has the authority to claim or retain an inflow of economic resources; and
- (b) identifies a past transaction or event that gives rise to an asset.

Investment income is reported in the period earned. When required by the funding party or related Act, investment income earned on deferred revenue is added to the deferred revenue balance.

n) Expenditures

Expenses are reported on an accrual basis. The cost of all goods consumed and services received during the year is expensed.

Categories of Salaries

- Principals and Vice-Principals employed under an administrative officer contract are categorized as Principals and Vice-Principals.
- Superintendents, Assistant Superintendents, Secretary-Treasurers, Directors of Instruction, Trustees and other employees excluded from union contracts are categorized as Other Professionals.

Allocation of Costs

- Operating expenses are reported by function, program, and object. Whenever possible, expenditures are determined by actual identification. Additional costs pertaining to specific instructional programs, such as special and indigenous education, are allocated to these programs. All other costs are allocated to related programs.
- Actual salaries of personnel assigned to two or more functions or programs are allocated based on the time spent in each function and program. School-based clerical salaries are allocated to school administration and partially to other programs to which they may be assigned. Principals and Vice-Principals salaries are allocated to school administration and may be partially allocated to other programs to recognize their other responsibilities.
- Employee benefits and allowances are allocated to the same programs, and in the same proportions, as the individual's salary.
- Supplies and services are allocated based on actual program identification.

**SCHOOL DISTRICT No. 63 (SAANICH)**  
**NOTES TO THE FINANCIAL STATEMENTS**  
**YEAR ENDED JUNE 30, 2025**

---

**NOTE 2      SUMMARY OF SIGNIFICANT ACCOUNTING POLICIES *(continued)***

o) Financial Instruments

A contract establishing a financial instrument creates, at its inception, rights and obligations to receive or deliver economic benefits. The financial assets and financial liabilities portray these rights and obligations in the financial statements. The school district recognizes a financial instrument when it becomes a party to a financial instrument contract.

Financial instruments consist of cash and cash equivalents, accounts receivable, portfolio investments, construction security deposits, accounts payable and accrued liabilities and debt. All financial assets and liabilities are recorded at cost or amortized cost and the associated transaction costs are added to the carrying value of these instruments upon initial recognition. Transaction costs are incremental costs directly attributable to the acquisition or issue of a financial asset or a financial liability.

All financial assets are tested annually for impairment. When financial assets are impaired, impairment losses are recorded in the statement of operations. A write-down of a portfolio investment to reflect a loss in value is not reversed for a subsequent increase in value.

For financial instruments measured using amortized cost, the effective interest rate method is used to determine interest revenue or expense.

p) Measurement Uncertainty

Preparation of financial statements in accordance with the basis of accounting described in Note 2(a) requires management to make estimates and assumptions that impact reported amounts of assets and liabilities at the date of the financial statements and revenues and expenses during the reporting periods. Significant areas requiring the use of management estimates relate to the potential impairment of assets, liability for asset retirement obligations, rates for amortization and estimated employee future benefits. Actual results could differ from those estimates.

q) Comparative Figures

Certain comparative figures presented in the financial statements have been reclassified to conform to the financial statement presentation adopted in the current year.

**SCHOOL DISTRICT No. 63 (SAANICH)**  
**NOTES TO THE FINANCIAL STATEMENTS**  
**YEAR ENDED JUNE 30, 2025**

**NOTE 3            ACCOUNTS RECEIVABLE – OTHER RECEIVABLES**

	June 30, 2025	June 30, 2024
	\$	\$
Due from Federal Government	88,695	137,627
Other	99,617	213,260
Accrued Interest Receivable	26,581	128,129
BC Public School Employers' Association Benefit Surplus	641,450	629,070
	856,343	1,108,086

**NOTE 4            PORTFOLIO INVESTMENTS**

	June 30, 2025	June 30, 2024
Investments measured at cost:	\$	\$
GICs	6,235,310	6,222,682
	6,235,310	6,222,682

**NOTE 5            CONSTRUCTION SECURITY DEPOSIT**

The school district paid construction security deposits as security for performance of various obligations during construction in progress. Projects are now complete and security deposits have been returned.

	June 30, 2025	June 30, 2024
	\$	\$
District of Central Saanich	-	61,275
	-	61,275

**SCHOOL DISTRICT No. 63 (SAANICH)**  
**NOTES TO THE FINANCIAL STATEMENTS**  
**YEAR ENDED JUNE 30, 2025**

**NOTE 6      ACCOUNTS PAYABLE AND ACCRUED LIABILITIES – OTHER**

	June 30, 2025	June 30, 2024
	\$	\$
Trade payables	1,491,412	1,898,581
Salaries and benefits payable	9,648,919	8,909,359
Accrued vacation pay	649,151	500,568
	11,789,482	11,308,508

**NOTE 7      UNEARNED REVENUE**

	June 30, 2025	June 30, 2024
	\$	\$
Balance, beginning of year	6,054,707	5,764,611
Changes for the year:		
Increase:		
Tuition fees collected	3,631,911	4,043,054
Homestay fees collected	2,090,888	1,893,960
Other deferred revenue	38,258	-
	5,761,057	5,937,014
Decrease:		
Tuition and other fees recognized as revenue	(4,114,457)	(3,563,795)
Homestay fees recognized as revenue	(1,940,250)	(2,083,123)
Net changes for the year	(293,650)	290,096
Balance, end of year	5,761,057	6,054,707

**SCHOOL DISTRICT No. 63 (SAANICH)**  
**NOTES TO THE FINANCIAL STATEMENTS**  
**YEAR ENDED JUNE 30, 2025**

**NOTE 8      DEFERRED REVENUE**

Deferred revenue includes unspent grants and contributions received that meet the description of a restricted contribution in the Restricted Contributions Regulation 198/2011 issued by Treasury Board, i.e., the stipulations associated with those grants and contributions have not yet been fulfilled. Detailed information about the changes in deferred revenue is included in Schedule 3A.

	June 30, 2025	June 30, 2024
	\$	\$
Balance, beginning of year	2,781,680	2,149,937
Changes for the year:		
Increase:		
Provincial Grants	15,466,899	15,363,938
Other	4,658,001	4,136,461
Investment Income	89,781	94,627
	20,214,681	19,595,026
Decrease:		
Transfers to Revenue	(19,996,725)	(18,963,283)
Net changes for the year	217,956	631,743
Balance, end of year	2,999,636	2,781,680

**SCHOOL DISTRICT No. 63 (SAANICH)**  
**NOTES TO THE FINANCIAL STATEMENTS**  
**YEAR ENDED JUNE 30, 2025**

**NOTE 9 DEFERRED CAPITAL REVENUE**

Deferred capital revenue includes grants and contributions received that are restricted by the contributor for the acquisition of tangible capital assets that meet the description of a restricted contribution in the Restricted Contributions Regulation 198/2011 issued by Treasury Board. Once spent, the contributions are amortized into revenue over the life of the asset acquired. Detailed information about the changes in deferred capital revenue is included in Schedules 4C and 4D.

	June 30, 2025	June 30, 2024
Balance, deferred capital revenue, subject to amortization, beginning of year	\$ 118,263,088	\$ 114,196,808
Changes for the year:		
Increase:		
Capital Additions	589,553	1,369,740
Transfer from work in progress	2,314,585	8,328,568
Decrease:		
Amortization	(5,987,675)	(5,632,028)
Net changes for the year	(3,083,537)	4,066,280
Balance, deferred capital revenue, subject to amortization, end of year	115,179,551	118,263,088
Balance, deferred capital revenue, not subject to amortization, beginning of year	908,039	3,980,814
Transfer from unspent deferred capital revenue – work in progress	3,532,469	5,255,793
Transfer completed projects to deferred capital revenue, subject to amortization	(2,314,585)	(8,328,568)
Net changes for the year	1,217,884	(3,072,775)
Balance, deferred capital revenue not subject to amortization, end of year	2,125,923	908,039

**SCHOOL DISTRICT No. 63 (SAANICH)**  
**NOTES TO THE FINANCIAL STATEMENTS**  
**YEAR ENDED JUNE 30, 2025**

**NOTE 9 DEFERRED CAPITAL REVENUE (continued)**

Balance, unspent deferred capital revenue, beginning of year	224,093	171,986
Changes for the year:		
Increase:		
Provincial Grants, Ministry of Education and Child Care	3,156,542	3,654,473
Provincial Grants, Other	150,000	1,577,547
Other Capital	178,325	169,000
Investment income	8,100	40,107
Return of Construction Security Deposit after Project Completion	-	10,000
Receivable from Ministry of Education and Child Care – COA Draws	639,453	697,785
Receivable from Ministry of Education and Child Care - Daycare	30,631	528,728
Decrease:		
Transferred to deferred capital revenue – Capital Additions	(589,553)	(1,369,740)
Transferred to deferred capital revenue – Work in Progress	(3,532,469)	(5,255,793)
Net changes for the year	41,029	52,107
Balance, unspent deferred capital revenue, end of year	265,122	224,093
Balance, end of year	117,570,596	119,395,220

**SCHOOL DISTRICT No. 63 (SAANICH)**  
**NOTES TO THE FINANCIAL STATEMENTS**  
**YEAR ENDED JUNE 30, 2025**

**NOTE 10 EMPLOYEE FUTURE BENEFITS**

Benefits include vested sick leave, accumulating non-vested sick leave, early retirement, retirement/severance, vacation, overtime and death benefits. Funding is provided when the benefits are paid and accordingly, there are no plan assets. Although no plan assets are uniquely identified, the school district has provided for the payment of these benefits.

	June 30, 2025	June 30, 2024
<b>Reconciliation of Accrued Benefit Obligation</b>		
	\$	\$
Accrued Benefit Obligation – April 1	4,398,051	4,380,630
Service Cost	321,892	327,302
Interest Cost	191,839	180,095
Benefit Payments	(334,989)	(447,760)
Actuarial (Gain)/Loss	56,485	(42,216)
	4,633,278	4,398,051
<b>Reconciliation of Funded Status at End of Fiscal Year</b>		
Accrued Benefit Obligation – March 31	4,633,278	4,398,051
Market Value of Plan Assets – March 31	-	-
Funded Status – Deficit	(4,633,278)	(4,398,051)
Employer Contributions After Measurement Date	216,984	181,622
Benefits Expense After Measurement Date	(144,559)	(128,433)
Unamortized Net Actuarial (Gain)/Loss	(18,529)	(20,035)
	(4,579,382)	(4,364,897)
<b>Reconciliation of Change in Accrued Benefit Liability</b>		
Accrued Benefit Liability – July 1	4,364,897	4,080,077
Net expense for Fiscal Year	584,836	584,439
Employer Contributions	(370,351)	(299,619)
	4,579,382	4,364,897
<b>Components of Net Benefit Expense</b>		
	\$	\$
Service Cost	390,979	322,730
Interest Cost	189,042	192,882
Amortization of Net Actuarial (Gain)/Loss	8,318	54,979
Net Benefit Expense (Income)	588,339	570,591

**SCHOOL DISTRICT No. 63 (SAANICH)**  
**NOTES TO THE FINANCIAL STATEMENTS**  
**YEAR ENDED JUNE 30, 2025**

**NOTE 10      EMPLOYEE FUTURE BENEFITS (continued)**

The significant actuarial assumptions adopted for measuring the school district's accrued benefit obligations are:

	June 30, 2025	June 30, 2024
Discount Rate – April 1	4.25%	4.00%
Discount Rate – March 31	4.00%	4.25%
Long Term Salary Growth – April 1	2.50% + seniority	2.50% + seniority
Long Term Salary Growth – March 31	2.50% + seniority	2.50% + seniority
EARSL – March 31	12.0 years	11.1 years

**NOTE 11      ASSET RETIREMENT OBLIGATION**

Legal liabilities exist for the removal and disposal of asbestos within some district owned buildings that will undergo major renovations or demolition in the future. The obligation has been measured at current cost as the timing of future cash flows cannot be reasonably determined. These costs have been capitalized as part of the assets' carrying value and are amortized over the assets' estimated useful lives.

	June 30, 2025	June 30, 2024
	\$	\$
Asset Retirement Obligation, opening balance	13,198,443	12,688,641
Settlements during the year	-	-
Revaluation of asset retirement obligation	410,096	509,802
	13,608,539	13,198,443

**NOTE 12      DEBT**

The following loan approved under *Section 144* of the *School Act* is outstanding:

	June 30, 2025	June 30, 2024
	\$	\$
Go Zero Emission School Bus British Columbia Inc. loan	188,053	200,000
	188,053	200,000

Go Zero Emission School Bus British Columbia Inc. is a wholly owned subsidiary of the Association of School Transportation Services of BC. The \$200,000 loan was approved on June 21, 2023 to purchase two electric buses, borrowed on October 20, 2023 for a term of 12 years, bearing interest at 1% per annum. The loan is repayable in blended quarterly principal plus interest payments with payments not exceeding operating cost savings of electric vs. diesel buses. The loan is secured by two vehicles which have a carrying value of \$441,715 per bus. Principal and interest paid to date are \$11,947 and \$3,121 respectively.

**SCHOOL DISTRICT No. 63 (SAANICH)**  
**NOTES TO THE FINANCIAL STATEMENTS**  
**YEAR ENDED JUNE 30, 2025**

**NOTE 12 DEBT (continued)**

Anticipated annual principal repayments over the next 5 years and thereafter are as follows:

	\$					
	2026	2027	2028	2029	2030	Thereafter
Principal repayments	16,667	16,667	16,667	16,667	16,667	99,998

**NOTE 13 TANGIBLE CAPITAL ASSETS**

**Net Book Value:**

	Net Book Value 2025	Net Book Value 2024
	\$	\$
Sites	6,088,418	6,088,418
Buildings	120,958,614	125,454,692
Buildings - Work in Progress	485,237	142,902
Furniture & Equipment	8,470,691	8,084,718
Furniture & Equipment - Work in Progress	2,081,611	769,710
Vehicles	2,123,668	1,779,827
Computer Software	-	1,067
Computer Hardware	2,408,072	1,967,947
<b>Total</b>	<b>142,616,311</b>	<b>144,289,281</b>

**SCHOOL DISTRICT No. 63 (SAANICH)**  
**NOTES TO THE FINANCIAL STATEMENTS**  
**YEAR ENDED JUNE 30, 2025**

**NOTE 13 TANGIBLE CAPITAL ASSETS (continued)**

**June 30, 2025**

Cost:	Opening Cost	Additions	Disposals	Transfers	Total 2025
	\$	\$	\$	\$	\$
Sites	6,088,418	-	-	-	6,088,418
Buildings	248,114,679	410,096	-	1,034,296	249,559,071
Work in Progress	142,902	1,376,631	-	(1,034,296)	485,237
Furniture & Equipment	11,918,973	362,606	(342,455)	1,280,287	13,219,411
Work in Progress	769,710	2,592,188	-	(1,280,287)	2,081,611
Vehicles	2,830,301	652,325	(143,249)	-	3,339,377
Computer Software	10,698	-	(10,698)	-	-
Computer Hardware	4,046,424	1,307,182	(729,463)	-	4,624,143
<b>Total</b>	<b>273,922,105</b>	<b>6,701,028</b>	<b>(1,225,865)</b>	<b>-</b>	<b>279,397,268</b>

Accumulated Amortization:	Opening Accumulated Amortization	Additions	Disposals	Transfers	Total 2025
	\$	\$	\$	\$	\$
Sites	-	-	-	-	-
Buildings	122,659,987	5,940,470	-	-	128,600,457
Furniture & Equipment	3,834,255	1,256,920	(342,455)	-	4,748,720
Vehicles	1,050,474	308,484	(143,249)	-	1,215,709
Computer Software	9,631	1,067	(10,698)	-	-
Computer Hardware	2,078,477	867,057	(729,463)	-	2,216,071
<b>Total</b>	<b>129,632,824</b>	<b>8,373,998</b>	<b>(1,225,865)</b>	<b>-</b>	<b>136,780,957</b>

**SCHOOL DISTRICT No. 63 (SAANICH)**  
**NOTES TO THE FINANCIAL STATEMENTS**  
**YEAR ENDED JUNE 30, 2025**

**NOTE 13 TANGIBLE CAPITAL ASSETS (continued)**

**June 30, 2024**

Cost:	Opening Cost	Additions	Disposals	Transfers	Total 2024
	\$	\$	\$	\$	\$
Sites	6,088,418	-	-	-	6,088,418
Buildings	241,726,698	1,288,589	-	5,099,392	248,114,679
Work in Progress	2,793,079	2,449,215	-	(5,099,392)	142,902
Furniture & Equipment	9,060,220	939,033	(470,125)	2,389,845	11,918,973
Work in Progress	1,187,735	2,811,150	-	(3,229,175)	769,710
Vehicles	1,695,590	295,381	-	839,330	2,830,301
Computer Software	46,159	-	(35,461)	-	10,698
Computer Hardware	3,836,598	457,177	(247,351)	-	4,046,424
<b>Total</b>	<b>266,434,497</b>	<b>8,240,545</b>	<b>(752,937)</b>	<b>-</b>	<b>273,922,105</b>

Accumulated Amortization:	Opening Accumulated Amortization	Additions	Disposals	Transfers	Total 2024
	\$	\$	\$	\$	\$
Sites	-	-	-	-	-
Buildings	116,694,924	5,965,063	-	-	122,659,987
Furniture & Equipment	3,255,420	1,048,960	(470,125)	-	3,834,255
Vehicles	824,179	226,295	-	-	1,050,474
Computer Software	39,406	5,686	(35,461)	-	9,631
Computer Hardware	1,537,526	788,302	(247,351)	-	2,078,477
<b>Total</b>	<b>122,351,455</b>	<b>8,034,306</b>	<b>(752,937)</b>	<b>-</b>	<b>129,632,824</b>

**SCHOOL DISTRICT No. 63 (SAANICH)**  
**NOTES TO THE FINANCIAL STATEMENTS**  
**YEAR ENDED JUNE 30, 2025**

**NOTE 14      ACCUMULATED SURPLUS**

Accumulated surplus consists of individual fund surplus and reserves and reserve funds as follows:

	June 30, 2025	June 30, 2024
	\$	\$
Invested in tangible capital assets	11,507,107	11,724,520
Local capital surplus	349,560	621,220
Operating surplus	7,977,408	6,760,157
	19,834,075	19,105,897

Inter-fund transfers between the operating, special purpose and capital funds for the year ended June 30, 2025, were as follows:

- \$1,649,146 was transferred from the operating fund to the capital fund and \$83,414 was transferred from the special purpose fund to the capital fund for the purchase of capital assets.
- \$146,490 was transferred from the operating fund to the local capital fund for future purchases of capital assets.

The operating surplus has been internally restricted (appropriated) by the Board for the 2025/2026 budget.

	<b>June 30, 2025</b>
	\$
School Activities	312,057
District Activities	1,654,122
Appropriated for 2025/26 Budget	2,428,256
Subtotal Internally Restricted	4,394,436
Unrestricted Operating Surplus	3,582,972
Total Available for Future Operations	7,977,408

**SCHOOL DISTRICT No. 63 (SAANICH)**  
**NOTES TO THE FINANCIAL STATEMENTS**  
**YEAR ENDED JUNE 30, 2025**

**NOTE 15      CONTRACTUAL OBLIGATIONS**

The school district has entered into contracts related to capital projects with a remaining cost of approximately \$4,753,627.

The following table summarizes other contractual obligations of the school district:

\$						
Contractual Obligations	2026	2027	2028	2029	2030	Thereafter
Various purchase contracts	515,076	225,362	41,035	-	-	-

**NOTE 16      CONTRACTUAL RIGHTS**

Contractual rights are rights to economic resources arising from contracts or agreements that will result in revenues and assets in the future. The school district’s contractual rights arise because of contracts entered into for the license or lease of district facilities. The following table summarizes the contractual rights of the school district for future assets:

\$						
Contractual Rights	2026	2027	2028	2029	2030	Thereafter
Leases of Property	454,737	446,791	181,266	169,878	172,925	1,166,262

**NOTE 17      CONTINGENT LIABILITIES**

The school district, in conducting its usual business activities, is involved in various legal claims and litigation. In the event any unsettled claims are successful, management believes that such claims are not expected to have a material effect on the school district’s financial position, and accordingly, no provision has been made in these financial statements for any liability that may result. Any losses arising from these actions will be recorded in the year in which the related litigation is settled.

**SCHOOL DISTRICT No. 63 (SAANICH)**  
**NOTES TO THE FINANCIAL STATEMENTS**  
**YEAR ENDED JUNE 30, 2025**

**NOTE 18      BUDGET FIGURES**

Budget figures included in the financial statements were approved by the Board through the adoption of an amended annual budget bylaw on March 12, 2025. The original annual budget was adopted on June 19, 2024. The original and amended budgets are presented below.

	<b>2025 Amended Annual Budget</b>	<b>2025 Annual Budget</b>
<b>Revenues</b>		
	\$	\$
Provincial Grants	105,187,361	101,918,768
Federal Grants	544,918	574,915
Tuition	4,582,194	4,544,616
Other Revenue	10,740,579	9,169,380
Rentals and Leases	464,500	525,738
Investment Income	680,000	733,000
Amortization of Deferred Capital Revenue	5,350,000	5,350,000
<b>Total Revenue</b>	<b>127,549,552</b>	<b>122,816,417</b>
<b>Expenses</b>		
Instruction	105,682,935	100,348,337
District Administration	4,592,166	4,214,106
Operations and Maintenance	18,990,400	18,360,790
Transportation and Housing	2,570,760	2,152,663
<b>Total Expense</b>	<b>131,836,261</b>	<b>125,075,896</b>
<b>Net Revenue (Expense)</b>	<b>(4,286,709)</b>	<b>(2,259,479)</b>
<b>Budgeted Allocation of Surplus</b>	<b>3,487,312</b>	<b>1,522,967</b>
<b>Budgeted Surplus (Deficit) for the year</b>	<b>(799,397)</b>	<b>(736,512)</b>

**SCHOOL DISTRICT No. 63 (SAANICH)**  
**NOTES TO THE FINANCIAL STATEMENTS**  
**YEAR ENDED JUNE 30, 2025**

**NOTE 19      EXPENSE BY OBJECT**

	June 30, 2025	June 30, 2024
	\$	\$
Salaries and benefits	104,090,108	97,895,301
Services and supplies	17,765,936	16,196,336
Amortization	7,963,902	7,524,504
Revaluation of asset retirement obligation	410,096	509,802
	130,230,042	122,125,943

**NOTE 20      EMPLOYEE PENSION PLANS**

The school district and its employees contribute to the Teachers’ Pension Plan and Municipal Pension Plan (jointly trustee pension plans). The boards of trustees for these plans, representing plan members and employers, are responsible for administering the pension plans, including investing assets and administering benefits. The plans are jointly trustee defined benefit pension plans. Basic pension benefits are based on a formula. As at December 31, 2024, the Teachers’ Pension Plan has about 52,000 active members and approximately 43,000 retired members. As of December 31, 2023, the Municipal Pension Plan has about 256,000 active members, including approximately 31,000 from school districts.

Every three years, an actuarial valuation is performed to assess the financial position of the plans and adequacy of plan funding. The actuary determines an appropriate combined employer and member contribution rate to fund the plans. The actuary’s calculated contribution rate is based on the entry-age normal cost method, which produces the long-term rate of member and employer contributions sufficient to provide benefits for average future entrants to the plans. This rate may be adjusted for the amortization of any actuarial funding surplus and will be adjusted for the amortization of any unfunded actuarial liability.

The most recent actuarial valuation of the Teachers’ Pension Plan as at December 31, 2023, indicated a \$4,572 million surplus for basic pension benefits on a going concern basis.

The most recent actuarial valuation for the Municipal Pension Plan as at December 31, 2021, indicated a \$3,761 million funding surplus for basic pension benefits on a going concern basis.

The school district paid \$8,525,409 for employer contributions to the plans for the year ended June 30, 2025 (2024: \$8,024,885).

The next valuation for the Teachers’ Pension Plan will be as at December 31, 2026 with results available in late 2027. The next valuation for the Municipal Pension Plan will be as at December 31, 2024, with results available in fall 2025.

Employers participating in the plans record their pension expense as the amount of employer contributions made during the fiscal year (defined contribution pension plan accounting). This is because the plans record accrued liabilities and accrued assets for each plan in aggregate, resulting in no consistent and reliable basis for allocating the obligation, assets and cost to individual employers participating in the plans.

**SCHOOL DISTRICT No. 63 (SAANICH)**  
**NOTES TO THE FINANCIAL STATEMENTS**  
**YEAR ENDED JUNE 30, 2025**

---

**NOTE 21      RELATED PARTY TRANSACTIONS**

The school district is related through common ownership to all Province of British Columbia ministries, agencies, school districts, health authorities, colleges, universities, and crown corporations. Related parties also include key management personnel and close family members. Transactions with these entities, unless disclosed separately, are considered to be in the normal course of operations and are recorded at the exchange amount.

**NOTE 22      ECONOMIC DEPENDENCE**

The operations of the school district are dependent on continued funding from the Ministry of Education and Child Care and various governmental agencies to carry out its programs. These financial statements have been prepared on a going concern basis.

**NOTE 23      RISK MANAGEMENT**

The school district has exposure to the following risks from its use of financial instruments: credit risk, market risk and liquidity risk. The Board ensures that the school district has identified its risks and ensures that management monitors and controls them.

Risk Management and insurance services for all school districts in British Columbia are provided by the Risk Management Branch of the Ministry of Finance. There have been no changes to risk exposure from 2024 related to credit, market or liquidity risks.

a) Credit Risk

Credit risk is the risk of financial loss to an institution if a customer or counterparty to a financial instrument fails to meet its contractual obligations. Such risks arise principally from certain financial assets held consisting of cash and cash equivalents, amounts receivable and investments.

The school district is exposed to credit risk in the event of non-performance by a borrower. This risk is mitigated as most amounts receivable are due from the Province and are collectible.

It is management's opinion that the school district is not exposed to significant credit risk associated with its cash deposits and investments as they are placed in recognized British Columbia institutions and the school district invests solely in GICs.

b) Market Risk

Market risk is the risk that the fair value or future cash flows of a financial instrument will fluctuate because of changes in market prices. Market risk is comprised of currency risk and interest rate risk.

Currency risk is the risk that the fair value or future cash flows of a financial instrument will fluctuate because of changes in the foreign exchange rates. It is management's opinion that the school district is not exposed to significant currency risk, as amounts held and purchases made in foreign currency are insignificant.

**SCHOOL DISTRICT No. 63 (SAANICH)**  
**NOTES TO THE FINANCIAL STATEMENTS**  
**YEAR ENDED JUNE 30, 2025**

---

**NOTE 23      RISK MANAGEMENT (continued)**

b) Market Risk (continued)

Interest rate risk is the risk that the fair value or future cash flows of a financial instrument will fluctuate because of changes in the market interest rates. The school district is exposed to interest rate risk through its investments. It is management's opinion that the school district is not exposed to significant interest rate risk as they invest solely in guaranteed investment certificates that have a maturity date of no more than 3 years. The school district is also exposed to interest rate risk through its debt. It is management's opinion that the school district is not exposed to significant interest rate risk as interest rate is low and fixed.

c) Liquidity Risk

Liquidity risk is the risk that the school district will not be able to meet its financial obligations as they become due.

The school district manages liquidity risk by continually monitoring actual and forecasted cash flows from operations and anticipated investing activities to ensure, as far as possible, that it will always have sufficient liquidity to meet its liabilities when due, under both normal and stressed conditions, without incurring unacceptable losses or risking damage to the school district's reputation.

# School District No. 63 (Saanich)

Schedule 1 (Unaudited)

Schedule of Changes in Accumulated Surplus (Deficit) by Fund  
Year Ended June 30, 2025

	Operating Fund	Special Purpose Fund	Capital Fund	2025 Actual	2024 Actual
	\$	\$	\$	\$	\$
<b>Accumulated Surplus (Deficit), beginning of year</b>	6,760,157		12,345,740	<b>19,105,897</b>	17,358,656
<b>Changes for the year</b>					
Surplus (Deficit) for the year	3,012,887	83,414	(2,368,123)	<b>728,178</b>	1,747,241
Interfund Transfers					
Tangible Capital Assets Purchased	(1,649,146)	(83,414)	1,732,560	-	
Local Capital	(146,490)		146,490	-	
<b>Net Changes for the year</b>	<b>1,217,251</b>	<b>-</b>	<b>(489,073)</b>	<b>728,178</b>	<b>1,747,241</b>
<b>Accumulated Surplus (Deficit), end of year - Statement 2</b>	<b>7,977,408</b>	<b>-</b>	<b>11,856,667</b>	<b>19,834,075</b>	19,105,897

# School District No. 63 (Saanich)

Schedule 2 (Unaudited)

Schedule of Operating Operations

Year Ended June 30, 2025

	2025 Budget (Note 18)	2025 Actual	2024 Actual
	\$	\$	\$
<b>Revenues</b>			
Provincial Grants			
Ministry of Education and Child Care	89,064,782	<b>90,355,753</b>	85,593,230
Other	173,750	<b>208,750</b>	200,332
Federal Grants	544,918	<b>544,918</b>	578,601
Tuition	4,582,194	<b>4,756,763</b>	4,412,299
Other Revenue	7,680,579	<b>7,676,533</b>	7,070,459
Rentals and Leases	464,500	<b>501,252</b>	411,696
Investment Income	650,000	<b>911,651</b>	983,442
<b>Total Revenue</b>	<b>103,160,723</b>	<b>104,955,620</b>	<b>99,250,059</b>
<b>Expenses</b>			
Instruction	87,362,516	<b>84,799,580</b>	79,869,117
District Administration	4,505,522	<b>4,281,447</b>	3,658,454
Operations and Maintenance	11,284,528	<b>10,829,983</b>	10,007,947
Transportation and Housing	2,008,866	<b>2,031,723</b>	1,744,420
<b>Total Expense</b>	<b>105,161,432</b>	<b>101,942,733</b>	<b>95,279,938</b>
<b>Operating Surplus (Deficit) for the year</b>	<b>(2,000,709)</b>	<b>3,012,887</b>	<b>3,970,121</b>
<b>Budgeted Appropriation (Retirement) of Surplus (Deficit)</b>	<b>3,487,312</b>		
<b>Net Transfers (to) from other funds</b>			
Tangible Capital Assets Purchased	(1,339,000)	<b>(1,649,146)</b>	(749,054)
Local Capital	(147,603)	<b>(146,490)</b>	(120,353)
<b>Total Net Transfers</b>	<b>(1,486,603)</b>	<b>(1,795,636)</b>	<b>(869,407)</b>
<b>Total Operating Surplus (Deficit), for the year</b>	<b>-</b>	<b>1,217,251</b>	<b>3,100,714</b>
<b>Operating Surplus (Deficit), beginning of year</b>		<b>6,760,157</b>	<b>3,659,443</b>
<b>Operating Surplus (Deficit), end of year</b>		<b>7,977,408</b>	<b>6,760,157</b>
<b>Operating Surplus (Deficit), end of year</b>			
Internally Restricted		<b>4,394,436</b>	3,678,596
Unrestricted		<b>3,582,972</b>	3,081,561
<b>Total Operating Surplus (Deficit), end of year</b>		<b>7,977,408</b>	<b>6,760,157</b>

# School District No. 63 (Saanich)

Schedule 2A (Unaudited)

Schedule of Operating Revenue by Source

Year Ended June 30, 2025

	2025 Budget (Note 18)	2025 Actual	2024 Actual
	\$	\$	\$
<b>Provincial Grants - Ministry of Education and Child Care</b>			
Operating Grant, Ministry of Education and Child Care	91,058,993	<b>91,775,264</b>	86,349,920
ISC/LEA Recovery	(4,149,650)	<b>(3,554,356)</b>	(3,344,157)
Other Ministry of Education and Child Care Grants			
Pay Equity	377,315	<b>377,315</b>	377,315
Funding for Graduated Adults	550,000	<b>592,471</b>	454,232
Student Transportation Fund	280,000	<b>280,000</b>	280,000
FSA Scorer Grant	14,464	<b>14,464</b>	15,214
Labour Settlement Funding	989,678	<b>870,595</b>	1,460,706
Operating Grant Enrolment Adjustment	(144,635)		
Indigenous Education Council	88,617	-	-
<b>Total Provincial Grants - Ministry of Education and Child Care</b>	<b>89,064,782</b>	<b>90,355,753</b>	<b>85,593,230</b>
<b>Provincial Grants - Other</b>	<b>173,750</b>	<b>208,750</b>	<b>200,332</b>
<b>Federal Grants</b>	<b>544,918</b>	<b>544,918</b>	<b>578,601</b>
<b>Tuition</b>			
International and Out of Province Students	4,582,194	<b>4,756,763</b>	4,412,299
<b>Total Tuition</b>	<b>4,582,194</b>	<b>4,756,763</b>	<b>4,412,299</b>
<b>Other Revenues</b>			
Funding from First Nations	4,149,650	<b>3,554,356</b>	3,344,157
Miscellaneous			
Miscellaneous and School Generated	367,828	<b>530,205</b>	355,808
Cafeteria	109,176	<b>304,010</b>	273,820
Textbook Deposits and Distance Ed Fees	50,000	<b>105,650</b>	83,250
International and Out of Province Homestay Fees	2,980,500	<b>3,025,494</b>	2,932,087
Community Use	-	<b>106,993</b>	69,162
Bus Fees	23,425	<b>49,825</b>	12,175
<b>Total Other Revenue</b>	<b>7,680,579</b>	<b>7,676,533</b>	<b>7,070,459</b>
<b>Rentals and Leases</b>	<b>464,500</b>	<b>501,252</b>	<b>411,696</b>
<b>Investment Income</b>	<b>650,000</b>	<b>911,651</b>	<b>983,442</b>
<b>Total Operating Revenue</b>	<b>103,160,723</b>	<b>104,955,620</b>	<b>99,250,059</b>

# School District No. 63 (Saanich)

Schedule 2B (Unaudited)

Schedule of Operating Expense by Object  
Year Ended June 30, 2025

	2025 Budget (Note 18)	2025 Actual	2024 Actual
	\$	\$	\$
<b>Salaries</b>			
Teachers	40,377,138	<b>39,499,683</b>	37,577,492
Principals and Vice Principals	5,408,507	<b>5,390,234</b>	5,086,394
Educational Assistants	7,556,725	<b>7,035,119</b>	6,384,311
Support Staff	10,200,970	<b>9,761,885</b>	9,187,313
Other Professionals	4,888,663	<b>4,461,780</b>	3,837,304
Substitutes	4,445,674	<b>5,439,761</b>	4,780,151
<b>Total Salaries</b>	<b>72,877,677</b>	<b>71,588,462</b>	66,852,965
<b>Employee Benefits</b>	18,402,941	<b>18,468,581</b>	17,330,286
<b>Total Salaries and Benefits</b>	<b>91,280,618</b>	<b>90,057,043</b>	84,183,251
<b>Services and Supplies</b>			
Services	5,982,511	<b>4,711,838</b>	4,732,804
Professional Development and Travel	837,387	<b>671,589</b>	641,820
Rentals and Leases	164,000	<b>166,487</b>	157,523
Dues and Fees	701,328	<b>730,040</b>	684,662
Insurance	255,000	<b>267,553</b>	257,441
Supplies	4,477,887	<b>3,782,838</b>	3,100,910
Utilities	1,462,701	<b>1,555,345</b>	1,521,527
<b>Total Services and Supplies</b>	<b>13,880,814</b>	<b>11,885,690</b>	11,096,687
<b>Total Operating Expense</b>	<b>105,161,432</b>	<b>101,942,733</b>	95,279,938

# School District No. 63 (Saanich)

Operating Expense by Function, Program and Object

Year Ended June 30, 2025

	Teachers Salaries	Principals and Vice Principals Salaries	Educational Assistants Salaries	Support Staff Salaries	Other Professionals Salaries	Substitutes Salaries	Total Salaries
	\$	\$	\$	\$	\$	\$	\$
<b>1 Instruction</b>							
1.02 Regular Instruction	29,984,395	648,558	90,095	303,052		4,313,993	35,340,093
1.03 Career Programs	434,561	93,760		71,144		5,428	604,893
1.07 Library Services	813,938			429,618		9,762	1,253,318
1.08 Counselling	1,235,415	10,571				103,913	1,349,899
1.10 Inclusive Education	4,538,800	387,803	6,543,349	357,070	1,189,377	439,187	13,455,586
1.30 English Language Learning	974,320	3,486					977,806
1.31 Indigenous Education	495,092	18,575	401,675	92,063	35,479	34,921	1,077,805
1.41 School Administration		3,807,922		1,878,773		117,862	5,804,557
1.62 International and Out of Province Students	1,023,162	178,643		414,764	232,892	1,250	1,850,711
<b>Total Function 1</b>	<b>39,499,683</b>	<b>5,149,318</b>	<b>7,035,119</b>	<b>3,546,484</b>	<b>1,457,748</b>	<b>5,026,316</b>	<b>61,714,668</b>
<b>4 District Administration</b>							
4.11 Educational Administration		240,916		44,981	982,378		1,268,275
4.40 School District Governance					143,430		143,430
4.41 Business Administration				506,757	997,168	18,002	1,521,927
<b>Total Function 4</b>	<b>-</b>	<b>240,916</b>	<b>-</b>	<b>551,738</b>	<b>2,122,976</b>	<b>18,002</b>	<b>2,933,632</b>
<b>5 Operations and Maintenance</b>							
5.41 Operations and Maintenance Administration				76,949	752,644	66,937	896,530
5.50 Maintenance Operations				4,225,298		284,895	4,510,193
5.52 Maintenance of Grounds				560,194			560,194
5.56 Utilities							-
<b>Total Function 5</b>	<b>-</b>	<b>-</b>	<b>-</b>	<b>4,862,441</b>	<b>752,644</b>	<b>351,832</b>	<b>5,966,917</b>
<b>7 Transportation and Housing</b>							
7.41 Transportation and Housing Administration				94,336	128,412		222,748
7.70 Student Transportation				706,886		43,611	750,497
<b>Total Function 7</b>	<b>-</b>	<b>-</b>	<b>-</b>	<b>801,222</b>	<b>128,412</b>	<b>43,611</b>	<b>973,245</b>
<b>9 Debt Services</b>							
<b>Total Function 9</b>	<b>-</b>	<b>-</b>	<b>-</b>	<b>-</b>	<b>-</b>	<b>-</b>	<b>-</b>
<b>Total Functions 1 - 9</b>	<b>39,499,683</b>	<b>5,390,234</b>	<b>7,035,119</b>	<b>9,761,885</b>	<b>4,461,780</b>	<b>5,439,761</b>	<b>71,588,462</b>

# School District No. 63 (Saanich)

## Operating Expense by Function, Program and Object

Year Ended June 30, 2025

	Total Salaries	Employee Benefits	Total Salaries and Benefits	Services and Supplies	2025 Actual	2025 Budget (Note 18)	2024 Actual
	\$	\$	\$	\$	\$	\$	\$
<b>1 Instruction</b>							
1.02 Regular Instruction	35,340,093	9,514,793	44,854,886	2,099,857	46,954,743	47,802,058	42,895,351
1.03 Career Programs	604,893	154,776	759,669	485,644	1,245,313	1,146,508	1,094,740
1.07 Library Services	1,253,318	321,070	1,574,388	61,763	1,636,151	1,708,613	1,812,429
1.08 Counselling	1,349,899	270,195	1,620,094	636	1,620,730	1,390,820	1,443,617
1.10 Inclusive Education	13,455,586	3,282,287	16,737,873	578,757	17,316,630	19,329,463	17,047,009
1.30 English Language Learning	977,806	212,611	1,190,417	3,534	1,193,951	855,941	1,071,144
1.31 Indigenous Education	1,077,805	260,056	1,337,861	77,052	1,414,913	1,521,429	1,483,994
1.41 School Administration	5,804,557	1,436,100	7,240,657	53,271	7,293,928	7,262,220	7,169,441
1.62 International and Out of Province Students	1,850,711	499,545	2,350,256	3,772,965	6,123,221	6,345,464	5,851,392
<b>Total Function 1</b>	<b>61,714,668</b>	<b>15,951,433</b>	<b>77,666,101</b>	<b>7,133,479</b>	<b>84,799,580</b>	<b>87,362,516</b>	<b>79,869,117</b>
<b>4 District Administration</b>							
4.11 Educational Administration	1,268,275	254,372	1,522,647	95,104	1,617,751	1,587,962	1,245,452
4.40 School District Governance	143,430	5,646	149,076	87,076	236,152	237,280	233,855
4.41 Business Administration	1,521,927	387,062	1,908,989	518,555	2,427,544	2,680,280	2,179,147
<b>Total Function 4</b>	<b>2,933,632</b>	<b>647,080</b>	<b>3,580,712</b>	<b>700,735</b>	<b>4,281,447</b>	<b>4,505,522</b>	<b>3,658,454</b>
<b>5 Operations and Maintenance</b>							
5.41 Operations and Maintenance Administration	896,530	165,899	1,062,429	385,684	1,448,113	1,466,202	1,381,973
5.50 Maintenance Operations	4,510,193	1,294,487	5,804,680	1,192,501	6,997,181	7,448,470	6,374,721
5.52 Maintenance of Grounds	560,194	144,734	704,928	124,416	829,344	907,155	729,726
5.56 Utilities	-	-	-	1,555,345	1,555,345	1,462,701	1,521,527
<b>Total Function 5</b>	<b>5,966,917</b>	<b>1,605,120</b>	<b>7,572,037</b>	<b>3,257,946</b>	<b>10,829,983</b>	<b>11,284,528</b>	<b>10,007,947</b>
<b>7 Transportation and Housing</b>							
7.41 Transportation and Housing Administration	222,748	46,339	269,087	35,358	304,445	281,238	289,665
7.70 Student Transportation	750,497	218,609	969,106	758,172	1,727,278	1,727,628	1,454,755
<b>Total Function 7</b>	<b>973,245</b>	<b>264,948</b>	<b>1,238,193</b>	<b>793,530</b>	<b>2,031,723</b>	<b>2,008,866</b>	<b>1,744,420</b>
<b>9 Debt Services</b>							
<b>Total Function 9</b>	<b>-</b>	<b>-</b>	<b>-</b>	<b>-</b>	<b>-</b>	<b>-</b>	<b>-</b>
<b>Total Functions 1 - 9</b>	<b>71,588,462</b>	<b>18,468,581</b>	<b>90,057,043</b>	<b>11,885,690</b>	<b>101,942,733</b>	<b>105,161,432</b>	<b>95,279,938</b>

# School District No. 63 (Saanich)

Schedule 3 (Unaudited)

Schedule of Special Purpose Operations

Year Ended June 30, 2025

	2025 Budget (Note 18) \$	2025 Actual \$	2024 Actual \$
<b>Revenues</b>			
Provincial Grants			
Ministry of Education and Child Care	15,948,829	<b>15,376,439</b>	14,955,072
Other Revenue	3,060,000	<b>4,530,505</b>	3,991,704
Investment Income	16,000	<b>89,781</b>	16,507
<b>Total Revenue</b>	<u>19,024,829</u>	<u><b>19,996,725</b></u>	<u>18,963,283</u>
<b>Expenses</b>			
Instruction	18,320,419	<b>19,309,526</b>	18,200,650
District Administration	86,644	<b>86,645</b>	86,646
Operations and Maintenance	405,872	<b>405,872</b>	405,872
Transportation and Housing	211,894	<b>111,268</b>	118,531
<b>Total Expense</b>	<u>19,024,829</u>	<u><b>19,913,311</b></u>	<u>18,811,699</u>
<b>Special Purpose Surplus (Deficit) for the year</b>	<u>-</u>	<u><b>83,414</b></u>	<u>151,584</u>
<b>Net Transfers (to) from other funds</b>			
Tangible Capital Assets Purchased		<b>(83,414)</b>	(151,584)
<b>Total Net Transfers</b>	<u>-</u>	<u><b>(83,414)</b></u>	<u>(151,584)</u>
<b>Total Special Purpose Surplus (Deficit) for the year</b>	<u>-</u>	<u>-</u>	<u>-</u>
<b>Special Purpose Surplus (Deficit), beginning of year</b>			
<b>Special Purpose Surplus (Deficit), end of year</b>		<u>-</u>	<u>-</u>

# School District No. 63 (Saanich)

Changes in Special Purpose Funds and Expense by Object  
Year Ended June 30, 2025

	Annual Facility Grant	Learning Improvement Fund	Scholarships and Bursaries	School Generated Funds	Strong Start	Ready, Set, Learn	OLEP	CommunityLINK	Classroom Enhancement Fund - Overhead
	\$	\$	\$	\$	\$	\$	\$	\$	\$
<b>Deferred Revenue, beginning of year</b>	-	103,916	323,460	1,629,624	-	1,183	31,642	-	-
<b>Add:</b> Restricted Grants									
Provincial Grants - Ministry of Education and Child Care	305,872	317,292			96,000	22,050	198,864	486,599	967,993
Other			120,849	4,537,152					
Investment Income			18,181	71,600					
	305,872	317,292	139,030	4,608,752	96,000	22,050	198,864	486,599	967,993
<b>Less:</b> Allocated to Revenue	305,872	297,616	119,921	4,500,365	96,000	20,036	224,897	486,599	967,993
<b>Deferred Revenue, end of year</b>	-	<b>123,592</b>	<b>342,569</b>	<b>1,738,011</b>	-	<b>3,197</b>	<b>5,609</b>	-	-
<b>Revenues</b>									
Provincial Grants - Ministry of Education and Child Care	305,872	297,616			96,000	20,036	224,897	486,599	967,993
Other Revenue			101,740	4,428,765					
Investment Income			18,181	71,600					
	305,872	297,616	119,921	4,500,365	96,000	20,036	224,897	486,599	967,993
<b>Expenses</b>									
Salaries									
Teachers							42,494		
Principals and Vice Principals								72,625	143,442
Educational Assistants		241,237							195,312
Support Staff					59,669			311,196	78,125
Other Professionals									72,811
Substitutes							44,283		276,764
	-	241,237	-	-	59,669	-	86,777	383,821	766,454
Employee Benefits		55,328			13,992		15,531	102,778	174,539
Services and Supplies	305,872	1,051	119,921	4,416,951	22,339	20,036	122,589		27,000
	305,872	297,616	119,921	4,416,951	96,000	20,036	224,897	486,599	967,993
<b>Net Revenue (Expense) before Interfund Transfers</b>	-	-	-	83,414	-	-	-	-	-
<b>Interfund Transfers</b>									
Tangible Capital Assets Purchased				(83,414)					
	-	-	-	(83,414)	-	-	-	-	-
<b>Net Revenue (Expense)</b>	-	-	-	-	-	-	-	-	-

# School District No. 63 (Saanich)

Changes in Special Purpose Funds and Expense by Object  
Year Ended June 30, 2025

	Classroom Enhancement Fund - Staffing	Classroom Enhancement Fund - Remedies	First Nation Student Transportation	Mental Health in Schools	Changing Results for Young Children	Student & Family Affordability	SEY2KT (Early Years to Kindergarten)	ECL (Early Care & Learning)	Feeding Futures Fund
	\$	\$	\$	\$	\$	\$	\$	\$	
<b>Deferred Revenue, beginning of year</b>	-	-	117,374	-	3,700	230,389	6,107	101,350	232,935
<b>Add:</b> Restricted Grants									
Provincial Grants - Ministry of Education and Child Care	10,078,355	1,507,103	94,520	52,000	12,450		13,300	175,000	913,662
Other									
Investment Income									
	10,078,355	1,507,103	94,520	52,000	12,450	-	13,300	175,000	913,662
<b>Less:</b> Allocated to Revenue	10,078,355	1,507,103	111,268	52,000	9,074	228,441	2,998	219,647	768,540
<b>Deferred Revenue, end of year</b>	-	-	<b>100,626</b>	-	<b>7,076</b>	<b>1,948</b>	<b>16,409</b>	<b>56,703</b>	<b>378,057</b>
<b>Revenues</b>									
Provincial Grants - Ministry of Education and Child Care	10,078,355	1,507,103	111,268	52,000	9,074	228,441	2,998	219,647	768,540
Other Revenue									
Investment Income									
	10,078,355	1,507,103	111,268	52,000	9,074	228,441	2,998	219,647	768,540
<b>Expenses</b>									
Salaries									
Teachers	8,030,562	170,864						90,976	
Principals and Vice Principals									28,987
Educational Assistants				16,807					159,514
Support Staff			37,021						67,436
Other Professionals									
Substitutes		1,095,609			4,994		1,891	33,614	
	8,030,562	1,266,473	37,021	16,807	4,994	-	1,891	124,590	255,937
Employee Benefits	2,047,793	240,630	10,311	3,193	949		359	27,332	64,097
Services and Supplies			63,936	32,000	3,131	228,441	748	67,725	448,506
	10,078,355	1,507,103	111,268	52,000	9,074	228,441	2,998	219,647	768,540
<b>Net Revenue (Expense) before Interfund Transfers</b>	-	-	-	-	-	-	-	-	-
<b>Interfund Transfers</b>									
Tangible Capital Assets Purchased									
	-	-	-	-	-	-	-	-	-
<b>Net Revenue (Expense)</b>	-	-	-	-	-	-	-	-	-

# School District No. 63 (Saanich)

Changes in Special Purpose Funds and Expense by Object  
Year Ended June 30, 2025

	<b>Professional Learning Grant</b>	<b>TOTAL</b>
	\$	\$
<b>Deferred Revenue, beginning of year</b>		2,781,680
<b>Add:</b> Restricted Grants		
Provincial Grants - Ministry of Education and Child Care	225,839	15,466,899
Other		4,658,001
Investment Income		89,781
	<u>225,839</u>	<u>20,214,681</u>
<b>Less:</b> Allocated to Revenue	-	19,996,725
<b>Deferred Revenue, end of year</b>	<u><b>225,839</b></u>	<u><b>2,999,636</b></u>
<b>Revenues</b>		
Provincial Grants - Ministry of Education and Child Care		15,376,439
Other Revenue		4,530,505
Investment Income		89,781
	-	<u>19,996,725</u>
<b>Expenses</b>		
Salaries		
Teachers		8,334,896
Principals and Vice Principals		245,054
Educational Assistants		612,870
Support Staff		553,447
Other Professionals		72,811
Substitutes		1,457,155
	-	11,276,233
Employee Benefits		2,756,832
Services and Supplies		5,880,246
	-	<u>19,913,311</u>
<b>Net Revenue (Expense) before Interfund Transfers</b>	-	<u>83,414</u>
<b>Interfund Transfers</b>		
Tangible Capital Assets Purchased		(83,414)
	-	<u>(83,414)</u>
<b>Net Revenue (Expense)</b>	-	<u><u>-</u></u>

# School District No. 63 (Saanich)

Schedule 4 (Unaudited)

## Schedule of Capital Operations

Year Ended June 30, 2025

	2025	2025 Actual			2024
	Budget (Note 18)	Invested in Tangible Capital Assets	Local Capital	Fund Balance	Actual
	\$	\$	\$	\$	\$
<b>Revenues</b>					
Investment Income	14,000		18,200	18,200	27,814
Amortization of Deferred Capital Revenue	5,350,000	5,987,675		5,987,675	5,632,028
<b>Total Revenue</b>	<b>5,364,000</b>	<b>5,987,675</b>	<b>18,200</b>	<b>6,005,875</b>	<b>5,659,842</b>
<b>Expenses</b>					
Amortization of Tangible Capital Assets					
Operations and Maintenance	7,300,000	7,582,071		7,582,071	7,298,209
Transportation and Housing	350,000	381,831		381,831	226,295
Revaluation of Asset Retirement Obligation		410,096		410,096	509,802
<b>Total Expense</b>	<b>7,650,000</b>	<b>8,373,998</b>	<b>-</b>	<b>8,373,998</b>	<b>8,034,306</b>
<b>Capital Surplus (Deficit) for the year</b>	<b>(2,286,000)</b>	<b>(2,386,323)</b>	<b>18,200</b>	<b>(2,368,123)</b>	<b>(2,374,464)</b>
<b>Net Transfers (to) from other funds</b>					
Tangible Capital Assets Purchased	1,339,000	1,732,560		1,732,560	900,638
Local Capital	147,603		146,490	146,490	120,353
<b>Total Net Transfers</b>	<b>1,486,603</b>	<b>1,732,560</b>	<b>146,490</b>	<b>1,879,050</b>	<b>1,020,991</b>
<b>Other Adjustments to Fund Balances</b>					
Tangible Capital Assets WIP Purchased from Local Capital		436,350	(436,350)	-	
<b>Total Other Adjustments to Fund Balances</b>		<b>436,350</b>	<b>(436,350)</b>	<b>-</b>	
<b>Total Capital Surplus (Deficit) for the year</b>	<b>(799,397)</b>	<b>(217,413)</b>	<b>(271,660)</b>	<b>(489,073)</b>	<b>(1,353,473)</b>
<b>Capital Surplus (Deficit), beginning of year</b>		<b>11,724,520</b>	<b>621,220</b>	<b>12,345,740</b>	<b>13,699,213</b>
<b>Capital Surplus (Deficit), end of year</b>		<b>11,507,107</b>	<b>349,560</b>	<b>11,856,667</b>	<b>12,345,740</b>

# School District No. 63 (Saanich)

Tangible Capital Assets  
Year Ended June 30, 2025

	Sites	Buildings	Furniture and Equipment	Vehicles	Computer Software	Computer Hardware	Total
	\$	\$	\$	\$	\$	\$	\$
<b>Cost, beginning of year</b>	6,088,418	248,114,679	11,918,973	2,830,301	10,698	4,046,424	273,009,493
<b>Changes for the Year</b>							
Increase:							
Purchases from:							
Deferred Capital Revenue - Bylaw				277,082			277,082
Deferred Capital Revenue - Other				312,471			312,471
Operating Fund			285,112	62,772		1,301,262	1,649,146
Special Purpose Funds			77,494			5,920	83,414
Transferred from Work in Progress		1,034,296	1,280,287				2,314,583
	-	1,034,296	1,642,893	652,325	-	1,307,182	4,636,696
Decrease:							
Deemed Disposals			342,455	143,249	10,698	729,463	1,225,865
Revaluation of Asset Retirement Obligation		(410,096)					(410,096)
	-	(410,096)	342,455	143,249	10,698	729,463	815,769
<b>Cost, end of year</b>	6,088,418	249,559,071	13,219,411	3,339,377	-	4,624,143	276,830,420
<b>Work in Progress, end of year</b>		485,237	2,081,611				2,566,848
<b>Cost and Work in Progress, end of year</b>	6,088,418	250,044,308	15,301,022	3,339,377	-	4,624,143	279,397,268
<b>Accumulated Amortization, beginning of year</b>		122,659,987	3,834,255	1,050,474	9,631	2,078,477	129,632,824
<b>Changes for the Year</b>							
Increase: Amortization for the Year		5,530,374	1,256,920	308,484	1,067	867,057	7,963,902
Decrease:							
Deemed Disposals			342,455	143,249	10,698	729,463	1,225,865
Revaluation of Asset Retirement Obligation		(410,096)					(410,096)
		(410,096)	342,455	143,249	10,698	729,463	815,769
<b>Accumulated Amortization, end of year</b>		128,600,457	4,748,720	1,215,709	-	2,216,071	136,780,957
<b>Tangible Capital Assets - Net</b>	<b>6,088,418</b>	<b>121,443,851</b>	<b>10,552,302</b>	<b>2,123,668</b>	<b>-</b>	<b>2,408,072</b>	<b>142,616,311</b>

**School District No. 63 (Saanich)**

Schedule 4B (Unaudited)

Tangible Capital Assets - Work in Progress

Year Ended June 30, 2025

	<b>Buildings</b>	<b>Furniture and Equipment</b>	<b>Computer Software</b>	<b>Computer Hardware</b>	<b>Total</b>
	\$	\$	\$	\$	\$
<b>Work in Progress, beginning of year</b>	142,902	769,710			<b>912,612</b>
<b>Changes for the Year</b>					
Increase:					
Deferred Capital Revenue - Bylaw	926,725	2,592,188			<b>3,518,913</b>
Deferred Capital Revenue - Other	13,556				<b>13,556</b>
Local Capital	436,350				<b>436,350</b>
	<u>1,376,631</u>	<u>2,592,188</u>	-	-	<u><b>3,968,819</b></u>
Decrease:					
Transferred to Tangible Capital Assets	1,034,296	1,280,287			<b>2,314,583</b>
	<u>1,034,296</u>	<u>1,280,287</u>	-	-	<u><b>2,314,583</b></u>
<b>Net Changes for the Year</b>	<u>342,335</u>	<u>1,311,901</u>	-	-	<u><b>1,654,236</b></u>
<b>Work in Progress, end of year</b>	<u><b>485,237</b></u>	<u><b>2,081,611</b></u>	-	-	<u><b>2,566,848</b></u>

# School District No. 63 (Saanich)

Schedule 4C (Unaudited)

Deferred Capital Revenue

Year Ended June 30, 2025

	Bylaw Capital	Other Provincial	Other Capital	Total Capital
	\$	\$	\$	\$
<b>Deferred Capital Revenue, beginning of year</b>	103,441,519	13,703,359	1,118,210	<b>118,263,088</b>
<b>Changes for the Year</b>				
Increase:				
Transferred from Deferred Revenue - Capital Additions	277,082	150,000	162,471	<b>589,553</b>
Transferred from Work in Progress	2,301,029	13,556		<b>2,314,585</b>
	<u>2,578,111</u>	<u>163,556</u>	<u>162,471</u>	<u><b>2,904,138</b></u>
Decrease:				
Amortization of Deferred Capital Revenue	5,359,004	532,971	95,700	<b>5,987,675</b>
	<u>5,359,004</u>	<u>532,971</u>	<u>95,700</u>	<u><b>5,987,675</b></u>
<b>Net Changes for the Year</b>	<u>(2,780,893)</u>	<u>(369,415)</u>	<u>66,771</u>	<u><b>(3,083,537)</b></u>
<b>Deferred Capital Revenue, end of year</b>	<u>100,660,626</u>	<u>13,333,944</u>	<u>1,184,981</u>	<u><b>115,179,551</b></u>
<b>Work in Progress, beginning of year</b>	908,039	-	-	<b>908,039</b>
<b>Changes for the Year</b>				
Increase				
Transferred from Deferred Revenue - Work in Progress	3,518,913	13,556		<b>3,532,469</b>
	<u>3,518,913</u>	<u>13,556</u>	<u>-</u>	<u><b>3,532,469</b></u>
Decrease				
Transferred to Deferred Capital Revenue	2,301,029	13,556		<b>2,314,585</b>
	<u>2,301,029</u>	<u>13,556</u>	<u>-</u>	<u><b>2,314,585</b></u>
<b>Net Changes for the Year</b>	<u>1,217,884</u>	<u>-</u>	<u>-</u>	<u><b>1,217,884</b></u>
<b>Work in Progress, end of year</b>	<u>2,125,923</u>	<u>-</u>	<u>-</u>	<u><b>2,125,923</b></u>
<b>Total Deferred Capital Revenue, end of year</b>	<u><b>102,786,549</b></u>	<u><b>13,333,944</b></u>	<u><b>1,184,981</b></u>	<u><b>117,305,474</b></u>

# School District No. 63 (Saanich)

Changes in Unspent Deferred Capital Revenue  
Year Ended June 30, 2025

	Bylaw Capital	MECC Restricted Capital	Other Provincial Capital	Land Capital	Other Capital	Total
	\$	\$	\$	\$	\$	\$
<b>Balance, beginning of year</b>	-	186,390	31,159		6,544	<b>224,093</b>
<b>Changes for the Year</b>						
Increase:						
Provincial Grants - Ministry of Education and Child Care	3,795,995		30,631			<b>3,826,626</b>
Provincial Grants - Other			150,000			<b>150,000</b>
Other					178,325	<b>178,325</b>
Investment Income		8,100				<b>8,100</b>
	<u>3,795,995</u>	<u>8,100</u>	<u>180,631</u>	<u>-</u>	<u>178,325</u>	<u><b>4,163,051</b></u>
Decrease:						
Transferred to DCR - Capital Additions	277,082		150,000		162,471	<b>589,553</b>
Transferred to DCR - Work in Progress	3,518,913		13,556			<b>3,532,469</b>
	<u>3,795,995</u>	<u>-</u>	<u>163,556</u>	<u>-</u>	<u>162,471</u>	<u><b>4,122,022</b></u>
<b>Net Changes for the Year</b>	<u>-</u>	<u>8,100</u>	<u>17,075</u>	<u>-</u>	<u>15,854</u>	<u><b>41,029</b></u>
<b>Balance, end of year</b>	<u>-</u>	<u><b>194,490</b></u>	<u><b>48,234</b></u>	<u>-</u>	<u><b>22,398</b></u>	<u><b>265,122</b></u>

**School District  
Statement of Financial Information (SOFI)**

**School District No. 63 (Saanich)**

**Fiscal Year Ended June 30, 2025**

**SCHEDULE OF DEBT**

Information on all long-term debt is included in the School District Audited Financial Statements.

Prepared as required by *Financial Information Regulation*, Schedule 1, section 4

**School District  
Statement of Financial Information (SOFI)**

**School District No. 63 (Saanich)**

**Fiscal Year Ended June 30, 2025**

**SCHEDULE OF GUARANTEE AND INDEMNITY AGREEMENTS**

School District No. 63 (Saanich) has not given any guarantee or indemnity under the Guarantees and Indemnities Regulation.

Prepared as required by *Financial Information Regulation*, Schedule 1, section 5

**School District  
Statement of Financial Information (SOFI)**

**School District No. 63 (Saanich)**

**Fiscal Year Ended June 30, 2025**

**STATEMENT OF SEVERANCE AGREEMENTS**

There were no severance agreements made between School District No. 63 (Saanich) and its non-unionized employees during fiscal year 2025.

Prepared as required by *Financial Information Regulation*, Schedule 1, subsection 6(7)

**Saanich School District No. 63 (Saanich)**  
**Unaudited Schedule of Financial Information (SOFI)**  
**Fiscal Year Ended June 30, 2025**

**SCHEDULE OF REMUNERATION AND EXPENSES**

**ELECTED OFFICIALS**

NAME	ROLE	REMUNERATION	EXPENSES
DUNFORD, TIMOTHY E	CHAIR	23,575	3,904
ELDER, KEVEN	TRUSTEE	19,522	2,370
HICKMAN, SUSAN E	TRUSTEE	19,522	5,300
MCMURPHY, ELSIE E	TRUSTEE	19,522	2,031
SILZER, NOLA MARIE	VICE CHAIR	21,700	3,282
VANDALL, JOYCE B	TRUSTEE	19,522	6,556
VANWELL, TERI LYN	TRUSTEE	19,522	4,463
TOTAL FOR ELECTED OFFICIALS		142,886	27,905

Prepared under the *Financial Information Regulation*, Schedule 1, subsection 6(2)(a).

The *Financial Information Regulation*, Schedule 1, subsection 6(1) provides the following definitions in relation to remuneration and expenses paid in respect of employees.

**Remuneration**

(a) includes any form of salary, wages, bonuses, gratuities, taxable benefits, payment into trust or any form of income deferral paid by the corporation to the employee or on behalf of the employee during the fiscal year being reported upon, whether or not such remuneration is reported under the *Income Tax Act (Canada)*, and

(b) does not include anything payable under a severance agreement.

**Expenses**

(a) includes travel expenses, memberships, tuition, relocation, vehicle leases, extraordinary hiring expenses, registration fees and similar amounts paid directly to an employee, or to a third party on behalf of the employee, and which has not been included in "remuneration",

(b) is not limited to expenses that are generally perceived as perquisites, or bestowing personal benefit, and may include expenditures required for employees to perform their job functions, and

(c) excludes benefits of a general nature applicable to all employees pursuant to an agreement such as medical, dental, counselling, insurance and similar plans.

**Saanich School District No. 63 (Saanich)**  
**Unaudited Schedule of Financial Information (SOFI)**  
**Fiscal Year Ended June 30, 2025**

**SCHEDULE OF REMUNERATION AND EXPENSES**

<b>NAME</b>	<b>POSITION</b>	<b>REMUNERATION</b>	<b>EXPENSES</b>
ADAMS, LESLIE ALLISON	TEACHER	\$ 113,346	\$ -
ADKINS, SAMANTHA	TEACHER	76,549	-
AITCHISON, AMBER	TEACHER	110,132	-
ALBERRING, JENNIFER	TEACHER	111,936	-
ALEXANDER, LISA R	TEACHER	110,311	-
ALFORD, SARAH A	ELEMENTARY VICE PRINCIPAL	133,823	35
ALLARD, MICHAEL P.	MAINTENANCE - HVAC	79,128	-
AMARILLI, CHRISTINA	TEACHER	79,466	-
ANDERSON, STEVE	TEACHER	108,766	-
ANDULAJEVIC, DEJAN	TEACHER	102,265	-
ANTONIK, DAVINA S	TEACHER	80,640	-
ARCHER, RHAYNA E	TEACHER	88,876	-
ARMITAGE, LISA	PSYCHOLOGIST	111,958	4,809
ARNOLD, DONALD L S	MANAGER OF INFORMATION TECHNOLOGY	101,019	1,739
ASHCROFT, TRACIE L	TEACHER	87,376	-
AUSTIN, MELISSA	DISTRICT PRINCIPAL	114,854	1,073
AZIM, OMAR A	TEACHER	111,936	300
BACKHAUS, JUDY	TEACHER	122,648	-
BAER, DANIEL	TEACHER	113,418	49
BAILEY, AARON L	TEACHER	120,779	-
BAILEY, JENNIFER M	TEACHER	102,304	-
BAINS, HARMINDER	TEACHER	108,175	-
BAKER, JARED	TEACHER	88,022	-
BALES, JOLENE	TEACHER	110,067	-
BALL, DERYCK	TEACHER	82,379	-
BANCROFT, AIMEE L	TEACHER	113,494	-
BARBER, ERIN L	TEACHER	102,197	-
BARCHEN, TREVOR	TEACHER	88,008	580
BARKER, PHIL	TEACHER	92,005	-
BARNES, KAREN	TEACHER	112,012	-
BARTLETT, ALICIA J	TEACHER	101,801	-
BATALLAS, JENNIFER A	ELEMENTARY PRINCIPAL	157,546	4,609
BATHURST-HUNT, FREDERICK	TEACHER	94,555	-
BEAUCAMP, TARA	TEACHER	98,296	-
BEAUDRY, JODENE A	ELEMENTARY VICE PRINCIPAL	137,700	-
BEESTON, DOUGLAS	TEACHER	109,403	-
BELANGER, KRISTA L	TEACHER	112,005	-
BELVEDERE, MATT R	TEACHER	103,679	521
BENETTI, HEIDI T	TEACHER	102,265	-
BENJAMIN, BRITTANY	TEACHER	101,258	-
BERGER, DAN	TEACHER	111,936	-
BERGSMA, ANDRA B L	TEACHER	100,482	-
BERISTAIN, ELENA E	TEACHER	108,656	-
BIRRELL, SARAH	TEACHER	108,966	-
BISHOP, JEFFREY L	TEACHER	110,614	-
BLACK, CATRIONA	TEACHER	92,416	-
BLACK, SHELLY	TEACHER	98,340	-
BLACKIE, JENI-LYNN	TEACHER	102,262	-
BLAIKIE, JANICA L	TEACHER	107,957	-
BLAKE, LAURA C	TEACHER	110,511	-
BONKOWSKY, JENNIFER	TEACHER	91,975	-
BOSSENCE, HEATHER	TEACHER	101,963	-

**Saanich School District No. 63 (Saanich)**  
**Unaudited Schedule of Financial Information (SOFI)**  
**Fiscal Year Ended June 30, 2025**

**SCHEDULE OF REMUNERATION AND EXPENSES**

<b>NAME</b>	<b>POSITION</b>	<b>REMUNERATION</b>	<b>EXPENSES</b>
BOURDON, MELISSA A	TEACHER	\$ 89,934	\$ -
BOWD, GRADYN	TEACHER	85,562	3
BOWERS, JASON	TEACHER	78,162	-
BOWES, NATALIE	TEACHER	100,158	-
BRAUN, RYAN M	SECONDARY VICE PRINCIPAL	148,256	1,948
BRIDGES, GORDON C	MANAGER OF TRANSPORTATION	121,527	1,329
BRIERLEY, KATELYN	TEACHER	87,697	-
BRIGGS, ALLISON M	TEACHER	112,011	-
BROOKS, ABBY C	SPEECH PATHOLOGIST	88,018	2,277
BROUGHTON, ABIGAIL	TEACHER	77,358	-
BROWN, LORREE	TEACHER	99,442	472
BUCKHAM, WESLEY AARON	SECONDARY PRINCIPAL	165,350	416
BURKE, NICOLE	TEACHER	111,763	-
BURNHAM, DAVID	TEACHER	107,352	-
BURNS, AIMEE M	TEACHER	83,176	-
BUSSOLI, REMO	TEACHER	113,544	1,039
BUXCEY, LIANE	TEACHER	102,197	-
BYRNE-JUNGEN, AMANDA A	TEACHER	103,491	-
CADDELL, TYLER M	TEACHER	103,679	-
CALTON, LARA	TEACHER	101,567	131
CANNADY, MELISSA	TEACHER	99,139	-
CANNON, PATRICK D	TEACHER	111,715	626
CARRIERE, CONRAD	TEACHER	85,884	-
CARROLL, JUDITH L	TEACHER	111,936	-
CARRUTHERS, PAMELA J	TEACHER	111,469	-
CAVALLIN, GERALDINE	TEACHER	109,402	-
CELESTA, GORDON M.	PROGRAMMER ANALYST	80,614	-
CHAMBERS, MARNIE V	TEACHER	107,129	-
CHAMBERS, PATRICK R	TEACHER	119,918	431
CHAN, CHRISTOPHER	TEACHER	90,336	19
CHAPMAN, MAREN	TEACHER	109,402	-
CHISHOLM, SUZANNE	DISTRICT VICE PRINCIPAL	145,313	5,079
CHRISTIE, HEATHER	TEACHER	86,354	-
CIMAGLIA, MEGAN C	DIRECTOR OF FINANCE	157,913	4,174
CLARK, VANESSA	TEACHER	84,571	-
CLESLE, ANDREAS	ELEMENTARY VICE PRINCIPAL	137,929	-
CLOSE, ASHLEY L	TEACHER	102,260	-
COCKAYNE, RHIANNON	TEACHER	115,289	1,137
COLES, EMMA J	TEACHER	111,227	35
COLLINS, LARA M	TEACHER	111,936	-
COLLINS, MICHAEL A	TEACHER	115,530	210
COMER, TRISTAIN J	TEACHER	103,860	-
COPPEN, KAREN	TEACHER	76,995	-
COPPOCK, CARLA A	TEACHER	111,470	-
COSSARO, MELISSA	TEACHER	98,897	46
COSTIN, JEFFERY	MAINTENANCE SUPERVISOR	86,150	1,582
COTTELL, DEANNA L	TEACHER	109,702	-
COTTIER, EMMA J	TEACHER	111,768	112
COULAS, EMILY	TEACHER	80,258	-
COULSON, MATTHEW	TEACHER	77,867	-
COWIE, CHRISTA D.	TEACHER	98,462	-
COYNE, GILLIAN C	TEACHER	108,539	-

**Saanich School District No. 63 (Saanich)**  
**Unaudited Schedule of Financial Information (SOFI)**  
**Fiscal Year Ended June 30, 2025**

**SCHEDULE OF REMUNERATION AND EXPENSES**

<b>NAME</b>	<b>POSITION</b>	<b>REMUNERATION</b>	<b>EXPENSES</b>
CRITCHISON, BRYAN	TEACHER	\$ 77,509	\$ -
CUNNINGHAM, MICHELLE	TEACHER	85,444	-
CURRAN, JULIE	TEACHER	101,173	-
CUTHILL, ALISON S	TEACHER	105,708	-
DAGG, COLE	TEACHER	96,153	54
DALZIEL, HEATHER	TEACHER	111,104	59
DANIEL, JENNIFER	TEACHER	92,460	-
DAVIDSON, RYAN	TEACHER	97,130	-
DAVIES, GREGORY OWEN	TEACHER	101,730	-
DAVIES, LINDSAY MARIE	FINANCE & PAYROLL MANAGER	121,640	5,814
DAWSON, GARY A.	MAINTENANCE - ELECTRICIAN	79,904	124
DE JONG, JACQUELINE	TEACHER	110,066	-
DE KLERK, KELLY A	SECONDARY PRINCIPAL	165,606	2,142
DE LEEUW, DARRYL M	TEACHER	130,941	939
DE LEEUW, STEPHANIE A	TEACHER	89,362	-
DELONG, ANDREW	TEACHER	109,248	-
DEMAERE, DWAYNE M	MAINTENANCE - CARPENTER	76,192	-
DENNETT, PATRICIA RAE	MIDDLE PRINCIPAL	163,789	693
DENNIS, MURRAY	TEACHER	83,230	-
DIBBLEE, KIRSTEN	TEACHER	110,184	89
DILDY, JESSICA E	TEACHER	110,219	-
DOUGLAS, ERIN J	TEACHER	109,275	-
DOUGLAS, LUKE M	TEACHER	112,006	-
DROLET, MELISSA	TEACHER	92,101	-
DROVER, RICHARD	MECHANIC	76,213	-
DUFF, JENNIFER	TEACHER	101,862	55
DUNLOP, BRANDON	TEACHER	90,158	361
DUNN, SARAH	TEACHER	112,011	1,958
DUPREE, FELICITY ROBIN	TEACHER	101,074	-
EARNSHAW, JASON	SECONDARY VICE PRINCIPAL	145,629	381
EBERWEIN, DAVID W	SUPERINTENDENT	267,689	24,109
EELES, GILLIAN	TEACHER	84,990	-
EGAN, ERIN A	TEACHER	101,879	-
ELLIS, RYAN J	SECONDARY VICE PRINCIPAL	145,629	-
ELLISON, ALYSSA	TEACHER	111,632	-
ENG, RYLEE M	TEACHER	112,010	-
ENGLISH, JESSICA R	TEACHER	111,936	-
ENS, PAMELA E	TEACHER	101,173	-
ERICKSON, JENNIFER L	TEACHER	118,547	2,207
ESPEDIDO, MARY ANN	TEACHER	101,072	-
EVANS, DAVID W	TEACHER	117,125	-
EWAN, MICHAEL	TEACHER	111,427	-
FAGEL, ERNESTINE C	MANAGER INTERNATIONAL	77,868	285
FAIRBANK, EMILY H.A.	SPEECH PATHOLOGIST	76,026	1,678
FARR, KATHRYN A	MANAGER HUMAN RESOURCES	118,788	-
FAUGHT, CHLOE D.	TEACHER	77,405	-
FEDRIGO, MARA	TEACHER	109,702	-
FINE, ERIC	TEACHER	115,669	-
FISHER, JULIE	TEACHER	91,538	-
FITTERER, LYDIA M	TEACHER	79,881	-
FRADETTE, ALLISON	SPEECH PATHOLOGIST	100,373	1,494
FREEBURN, SCOTT	TEACHER	101,191	2,566

**Saanich School District No. 63 (Saanich)**  
**Unaudited Schedule of Financial Information (SOFI)**  
**Fiscal Year Ended June 30, 2025**

**SCHEDULE OF REMUNERATION AND EXPENSES**

NAME	POSITION	REMUNERATION	EXPENSES
FRITH, STACEY E	TEACHER	\$ 102,197	\$ 32
FULLER, ANNE-MARIE	TEACHER	109,476	-
GABRIEL, PATRICIA	PSYCHOLOGIST	112,111	4,156
GABRIEL, ROBERT JOHN	TEACHER	97,636	-
GARDNER, AYLA	TEACHER	85,936	-
GARDNER, CARL P.	MAINTENANCE - PLUMBER	75,950	-
GARDNER, DAVID A.H.	TEACHER	113,122	1,900
GARDNER, MEGHAN	TEACHER	102,265	-
GARTRELL YEO, LISA L	TEACHER	115,066	-
GENGANAH, JOYSNA	TEACHER	87,607	-
GEVERS, GENELLE B	TEACHER	76,067	-
GIESE, AMANDA L	TEACHER	112,011	-
GILL, ALANA	TEACHER	84,570	-
GILL, CHLOE P	TEACHER	109,476	-
GILLESPIE, ALBERT D	TEACHER	109,590	-
GIORDANO, CHELSEA D	TEACHER	113,418	15
GIULIANI, DAVID M.	TEACHER	102,344	-
GLANCIE, LEIGH K	SENIOR EXECUTIVE ASSISTANT	95,217	1,774
GLUBE, STEPHANIE	TEACHER	112,749	-
GOGOL, ANDRE J	TEACHER	82,657	-
GORDON, ZACHARY	TEACHER	81,844	-
GORGICHUK, STEPHANIE	TEACHER	76,620	-
GOSSE, PHILIP	TEACHER	84,824	-
GOY, KYLE	TEACHER	112,087	512
GOZNA, ALISON	SPEECH PATHOLOGIST	77,822	1,660
GRAHAM, JOSEPH	MECHANIC	83,608	-
GRAVES, KIM E	MIDDLE VICE PRINCIPAL	143,722	1,598
GRAY, SPENCER	INTERNATIONAL PRINCIPAL	165,966	43,500
GREAVES, ROB	TEACHER	109,470	-
GREGORY, ALISSA M	TEACHER	107,887	-
GUIGON, ELLISE	TEACHER	102,265	-
GUIGUET, COLIN J	MANAGER INTERNATIONAL	118,789	35,100
GUNN, CAITLIN R	TEACHER	109,402	-
HACKMAN, HEIDI	TEACHER	117,158	628
HAIGHT, RYAN L	MAINTENANCE - ELECTRICIAN	80,674	-
HALE, DAVID	MAINTENANCE - CARPENTER	77,391	-
HALLING, BROOKE	TEACHER	96,153	-
HARDCASTLE, MADISON	TEACHER	85,275	-
HARDY, HEATHER	TEACHER	84,991	-
HARRIS, KELLY	TEACHER	110,215	435
HARRIS, TASSIE A.	ELEMENTARY PRINCIPAL	159,625	2,929
HART, BRAD	TEACHER	89,900	201
HARWARD, LISA	TEACHER	108,960	-
HAUER, MALLORY	TEACHER	90,095	-
HAYES, AUDREY J	TEACHER	106,568	390
HAYES, SEAN	SECONDARY PRINCIPAL	165,606	6,277
HEARD, ROSELYN	TEACHER	83,172	-
HENDERSON, JOSHUA	TEACHER	99,873	-
HENSCHEL, CODY	DIRECTOR OF INFORMATION TECHNOLOGY	166,998	2,302
HEPPELL, PATRICE F.	TEACHER	110,835	-
HERON, MARY LYNN	ELEMENTARY PRINCIPAL	157,546	-
HEYER, BRANDON	TEACHER	90,937	922

**Saanich School District No. 63 (Saanich)**  
**Unaudited Schedule of Financial Information (SOFI)**  
**Fiscal Year Ended June 30, 2025**

**SCHEDULE OF REMUNERATION AND EXPENSES**

<b>NAME</b>	<b>POSITION</b>	<b>REMUNERATION</b>	<b>EXPENSES</b>
HEYWOOD, PETER	TEACHER	\$ 76,292 \$	-
HEYWOOD, STEPHEN	MAINTENANCE - CARPENTER	81,679	-
HILL, ERIN ANN	TEACHER	110,770	-
HILL, VIRGINIA LOUISE	TEACHER	91,044	221
HILTON, JEFF	TEACHER	102,197	221
HILTON, MARIA	TEACHER	102,938	-
HOFFMAN, AMANDA M	TEACHER	118,398	837
HOMAN, CHRISTOPHER A	TEACHER	112,677	-
HONER, MORGAN	TEACHER	80,142	594
HORNCastle, JEFFREY K	TEACHER	113,224	-
HOULE, AMY M	TEACHER	92,592	-
HOWAT, DONALD RAND	TEACHER	110,195	10
HOWELLS, CHELSEA	TEACHER	81,825	-
HOWELLS, CHELSEA	TEACHER	84,976	-
HRNYK-FOREMAN, CRYSTAL L.	TEACHER	111,936	-
HUNTER, CARLY	DIRECTOR OF LEARNING & INNOVATION	185,669	7,297
IPPEN, THOMAS	TEACHER	82,709	-
IRVINE, KELLIE	TEACHER	98,384	-
IRVING, JOHN DOUGLAS	MAINTENANCE - CARPENTER	75,249	-
ISFELD, KRISTJAN	MAINTENANCE - PAINTER	75,858	-
ISHERWOOD, MOLLY	TEACHER	109,930	-
JACKMAN, SAMANTHA	TEACHER	77,494	-
JAGT, CORINNE	TEACHER	102,197	-
JAMIESON, DELANEY M A	TEACHER	86,808	-
JARDEY, CALLAYNA	TEACHER	106,386	8
JENSEN, CHRISTINE	TEACHER	102,197	-
JOHNSON, KATHLEEN	TEACHER	102,266	-
JOHNSON, SANDRA A	TEACHER	112,011	-
JONES, ASHLEY	TEACHER	111,936	-
JONES, MARYKE	TEACHER	112,870	10
JORGENSEN, JULIE A	TEACHER	102,262	-
JULIEN, MATTHEW R	TEACHER	103,749	-
JUNGEN, PHILIP	ELEMENTARY PRINCIPAL	156,924	996
KAERCHER, MARY L	ELEMENTARY VICE PRINCIPAL	138,245	-
KARDASH, DARLENE FAY	TEACHER	138,900	-
KENNY, SEAN M	DISTRICT VICE PRINCIPAL	146,029	3,747
KENNY, STEPHANIE C	TEACHER	111,219	-
KERR, CRYSTAL T	TEACHER	114,674	700
KLEINE-BUNING, ANGELA	TEACHER	95,912	-
KO, ANITA K	ELEMENTARY PRINCIPAL	157,545	650
KOENIG, GEORGE	TEACHER	111,874	-
KOOPMANS, PIETER	TEACHER	101,243	-
KOVACS, CHARLES R	TEACHER	111,936	1
KOVACS, STEPHANIE S.	TEACHER	111,098	-
KRATOFIL, GERALDINE M	TEACHER	105,013	-
KREIGER, ANDREA	TEACHER	87,478	-
LABELLE, JODIE	TEACHER	81,802	-
LACASSE, RYAN A J	ASSOCIATE DIRECTOR CAPITAL PLANNING & OPERATIONS	130,486	4,370
LAIL, SATWANT	ELEMENTARY VICE PRINCIPAL	138,245	5,660
LAIRD, DAVID	TEACHER	105,619	-
LAMPARD, AIMEE I	TEACHER	112,019	-

**Saanich School District No. 63 (Saanich)**  
**Unaudited Schedule of Financial Information (SOFI)**  
**Fiscal Year Ended June 30, 2025**

**SCHEDULE OF REMUNERATION AND EXPENSES**

<b>NAME</b>	<b>POSITION</b>	<b>REMUNERATION</b>	<b>EXPENSES</b>
LANGRAN-DESBRISAY, HENRIETTA	TEACHER	\$ 117,958	\$ 86
LARGE, JENNIFER L	TEACHER	87,544	1,636
LATON, JENAKA K	TEACHER	109,473	-
LAWS, WENDY L	SECONDARY VICE PRINCIPAL	145,629	5,506
LEDET, LINDA	TEACHER	88,922	-
LEE, CANDICE	TEACHER	109,476	-
LEET, REBECCA	TEACHER	79,294	-
LEPP, MYRA	TEACHER	76,018	-
LEVESQUE, CHANTAL R	TEACHER	100,453	-
LIBERATORE, TASHA M	TEACHER	129,734	-
LINDENBACH, MARITA	TEACHER	79,845	-
LINGER, JOANNA E	TEACHER	94,965	1,856
LISIK, GENEVIEVE M.Y.	TEACHER	95,750	-
LISTER, CINDY	TEACHER	123,895	4,267
LIZAMA, ISABEL	TEACHER	110,959	499
LLOYD, DAVID V	TEACHER	109,476	-
LOBB, JULIE	TEACHER	103,591	-
LOCKHART, SANDRA	TEACHER	99,709	-
LOENEN, ANTHONY	TEACHER	82,649	-
LOMAS, ALISON	TEACHER	97,637	-
LORD, STEPHANIE VM	TEACHER	112,011	-
LUM, JEEYOUNG	TEACHER	90,157	-
LUMB, ROBERT M	DIRECTOR OF FACILITIES	162,071	5,767
LURIE, MATTHEW	TEACHER	108,457	-
MACDONALD, ROD	TEACHER	111,075	-
MACEWAN, KAREN	MIDDLE PRINCIPAL	161,755	-
MACGREGOR, JOHN STEPHEN	ELEMENTARY PRINCIPAL	157,546	160
MACGREGOR, MARKET A	TEACHER	102,265	-
MACKAY, MARY E.A.	TEACHER	100,077	-
MACSWEEN, JENNIFER V	PSYCHOLOGIST	100,966	2,936
MAH, TARYN L.	TEACHER	102,889	163
MAIR, HOLLY A	TEACHER	132,745	2,032
MAKUCH, MATTHEW A	TEACHER	113,210	-
MANN, REBECCA	TEACHER	85,159	-
MARK, DAVID C.	MIDDLE PRINCIPAL	161,395	2,396
MARSHALL, JILL	TEACHER	103,748	458
MARTIN, NICOLA M	TEACHER	83,140	44
MASER, ASHLEY	TEACHER	77,823	-
MASON, BREAGH	TEACHER	111,461	-
MATHESON, SARAH	TEACHER	91,904	45
MAZZOCCHI, LEAH C	SECONDARY VICE PRINCIPAL	138,195	836
MCAULAY, MARTA	SPEECH PATHOLOGIST	109,923	7,375
MCAVOY, ERIN F	TEACHER	125,078	311
MCCARTER, PATRICIA	TEACHER	112,035	-
MCCRON, NICOLE B	TEACHER	111,400	341
MCCULLY, MICHAEL D	TEACHER	101,215	162
MCDONALD, CHRISTOPHER J	TEACHER	112,753	7,401
MCDONNELL, CAROLIN M	TEACHER	93,370	-
MCINTYRE, NADINE	TEACHER	107,203	299
MCKENZIE, PAUL S	ASSISTANT SUPERINTENDENT	183,935	9,449
MCKINNEY, DAVID	TEACHER	126,370	359
MCLEAY, KATHRYN L	TEACHER	111,936	-

**Saanich School District No. 63 (Saanich)**  
**Unaudited Schedule of Financial Information (SOFI)**  
**Fiscal Year Ended June 30, 2025**

**SCHEDULE OF REMUNERATION AND EXPENSES**

<b>NAME</b>	<b>POSITION</b>	<b>REMUNERATION</b>	<b>EXPENSES</b>
MCNAMEE, COLLEEN	TEACHER	\$ 122,731	\$ 1,512
MCNAMEE, LARA D	TEACHER	95,819	-
MCNEE, DARCY L	TEACHER	123,777	5,754
MCORMOND, LAURA	TEACHER	77,679	-
MCTAVISH, CHRISTINE M	HR ADVISOR	101,358	-
MEADOWS, GEOFFREY E	TEACHER	94,551	-
MENZIES, BREAGH	TEACHER	81,731	-
MENZIES, IAN A	TEACHER	101,455	-
MICHALSKI, LIA M	TEACHER	92,445	-
MICKELSON, TYNUS P	TEACHER	110,959	359
MILL, LESLEY	TEACHER	109,476	10
MILLER, SARAH	TEACHER	112,012	499
MILNE, VICKIE	TEACHER	102,265	-
MITCHELL, BATHSHEBA CHARLOTTE	TEACHER	109,523	104
MITCHELL, GRAEME	TEACHER	108,785	2,802
MITCHELL, KERRI A	TEACHER	112,011	-
MOHRS, REBECCA	TEACHER	77,874	-
MOLLBERG, HAYLEY D	TEACHER	90,693	-
MOORE, SHANNON S	SECONDARY VICE PRINCIPAL	145,699	41
MORGAN, JESSICA	TEACHER	124,709	-
MORGAN, SALLY	TEACHER	136,712	2,131
MORLEY, CURTIS	TEACHER	96,666	-
MORRILL, ALYSON E	SPEECH PATHOLOGIST	110,012	1,208
MORRIS, RACHEL	TEACHER	113,418	-
MOSHER, FIONA	TEACHER	111,936	-
MUELLER, AARON	TEACHER	111,936	-
MURPHY, KAREN E	TEACHER	112,494	59
NELSON, ROBERT KELLY	TEACHER	124,531	-
NEUFELD, MARK	TEACHER	112,011	3,153
NEVILLE, ALEXANDER	TEACHER	85,481	-
NEWLOVE, STEPHEN M	MIDDLE VICE PRINCIPAL	141,937	589
NEYRINCK, CHRISTINA J	CUSTODIAL MANAGER	111,474	243
NIEDJALSKI, GORDON MARK	TEACHER	102,265	-
NORRIS, SHERISSE	TEACHER	112,012	-
O'BRIEN, MEAGHAN	SECONDARY VICE PRINCIPAL	145,313	1,384
O'CONNOR, MATTHEW G	TEACHER	111,936	-
O'CONNOR, STEPHANIE	TEACHER	91,266	-
OGDEN, STEPHANIE M	TEACHER	138,245	-
OINONEN, ERIK T	TEACHER	102,197	195
O'LEARY, JOAN	ELEMENTARY VICE PRINCIPAL	117,412	-
ORR, JED	ELECTRICIAN	80,161	-
OSTROVSKY, IRINA M.	TEACHER	112,654	-
PAANANEN, RODNEY	TEACHER	111,936	2,058
PAAS, MELANIE D	SECONDARY PRINCIPAL	176,902	-
PACHECO MCKINNON, RAQUEL	TEACHER	114,942	-
PAMA, RONATO	TEACHER	117,856	1,883
PANG, KAREN L	TEACHER	102,197	-
PAPICH, JASON W	TEACHER	94,249	-
PATTEN, JESSICA K	TEACHER	103,307	1,263
PAYNE, CEDAR	TEACHER	79,014	-
PEDEN, GARY	TEACHER	111,936	333
PEPPER, SHAUN	TEACHER	79,064	-

**Saanich School District No. 63 (Saanich)**  
**Unaudited Schedule of Financial Information (SOFI)**  
**Fiscal Year Ended June 30, 2025**

**SCHEDULE OF REMUNERATION AND EXPENSES**

<b>NAME</b>	<b>POSITION</b>	<b>REMUNERATION</b>	<b>EXPENSES</b>
PETERSON, DONNIE L	TEACHER	\$ 123,107	\$ -
PHURA, JESSICA	TEACHER	75,737	-
PIASENTIN, NADIA L.	ELEMENTARY PRINCIPAL	143,619	167
PLANT, COLIN S	TEACHER	103,092	-
PLETSCH, SHAUN	TEACHER	83,229	44
PORTER, MICHELLE	TEACHER	100,745	-
POSTLE, DAVID	PROGRAMMER ANALYST	80,987	-
POSTLETHWAITE, SARA	MIDDLE VICE PRINCIPAL	145,663	2,949
POWELL, ANNE-MARIE E	TEACHER	101,687	82
PRESTON-HORIN, MARK J	HEALTH & WELLNESS MANAGER	99,117	1,489
PRIEL, LISA	TEACHER	102,138	-
PROULX, JULIE C	TEACHER	110,217	-
PUGH, KATHLEEN	TEACHER	111,694	-
QUESTED, MICHAEL DOUGLAS	TEACHER	110,049	2,176
RAM, KALEY	TEACHER	86,595	-
RASHLEIGH, REBECCA	TEACHER	88,515	-
RAVENHILL, ADAM	TEACHER	83,008	-
RAYNER, ELIZABETH	TEACHER	90,936	-
REID, JASON D	SECRETARY TREASURER	219,585	13,165
REID, ROBYN L	DIRECTOR OF HUMAN RESOURCES	183,209	886
REISIG, DARREN E	TEACHER	118,371	5,155
RIABOSHAPCHENKO, NATALIA	TEACHER	83,230	-
RICE, AMANDA E	TEACHER	101,173	-
RICE, DAVID	TEACHER	101,079	-
RICKSON, MELISSA	TEACHER	92,886	-
RIDDELL, LAURA	TEACHER	110,933	-
ROBERTSON, KIM	TEACHER	94,772	-
ROMELL, KAREN	TEACHER	111,916	-
ROOME, ANDREW J	TEACHER	123,729	-
ROSE, MONIKA L	TEACHER	101,759	27
ROSS, JULIE	TEACHER	110,143	-
ROZON, CHARLENE A	TEACHER	109,476	-
RUSSELL, ALISA C.	TEACHER	90,784	-
RUSSELL, KAL W	SECONDARY PRINCIPAL	165,966	3,254
RUSSELL, RONALD	MAINTENANCE - PLUMBER	76,747	-
RYALL, LINDA	TEACHER	112,647	-
RYAN, JACQUELINE	TEACHER	92,523	-
RYAN, LESLIE	FACILITIES EXECUTIVE ASSISTANT	78,435	43
RYAN, SHON	TEACHER	111,936	906
SALEMINK, SARA D	ELEMENTARY PRINCIPAL	78,316	734
SARGENT, JESSICA	TEACHER	87,972	-
SAUNDERS, KRISTIN	TEACHER	109,301	61
SCHINDEL, ZACHARY	TEACHER	78,240	-
SCHOFIELD, ERIC	TEACHER	75,694	92
SCHULTZ, MONIKA E	TEACHER	108,189	10
SEARLE, CHRISTINE H	TEACHER	110,707	-
SHAW, JUSTINE L	TEACHER	102,515	-
SHERIDAN, KAREN	TEACHER	102,266	-
SHOOK, AMANDA W	TEACHER	112,560	-
SHUCK, MICHELLE	TEACHER	127,058	-
SHUH, CAROLINE A	TEACHER	108,987	-
SIDHU, ASHA	TEACHER	100,518	-

**Saanich School District No. 63 (Saanich)**  
**Unaudited Schedule of Financial Information (SOFI)**  
**Fiscal Year Ended June 30, 2025**

**SCHEDULE OF REMUNERATION AND EXPENSES**

<b>NAME</b>	<b>POSITION</b>	<b>REMUNERATION</b>	<b>EXPENSES</b>
SIEBERT, JON E	TEACHER	\$ 117,412 \$	-
SIMMONDS, LINDSAY S	TEACHER	109,476	1,142
SIMPSON, STEPHANIE T	TEACHER	103,859	-
SINATS, KRISTEN M	TEACHER	111,375	-
SINCLAIR, KENDAL	TEACHER	98,005	-
SINCLAIR-WISE, LEILA	ELEMENTARY VICE PRINCIPAL	138,245	30
SKANKS, MARK	TEACHER	112,011	-
SKRIVANOS, JENNIFER A	TEACHER	99,870	-
SLADE, ERIC	TEACHER	102,262	683
SLY, KENNETH	TEACHER	102,265	-
SMYTH, JENNIFER L	TEACHER	107,166	-
SNELL, JACLYN M	ATHLETIC COORDINATOR	80,555	424
SNOWDEN, DANICA	TEACHER	98,384	-
SOUSA, CRISTINA M	TEACHER	99,488	99
STANCHFIELD, BEN D	TEACHER	109,477	-
STEELE, JOANNE	TEACHER	112,012	-
STEVENS, SHANNON R	TEACHER	107,800	88
STEWART, ANNE S.T.	TEACHER	110,892	-
STEWART, RAYMOND	TEACHER	102,265	-
STINSON, ERIN V	TEACHER	113,495	99
STITTLE, TESSA	TEACHER	99,551	-
STOEHR, ERIC A	TEACHER	112,677	375
STOFER, NADINE D	TEACHER	111,696	-
STOKES-BENNETT, TAMARA P.	TEACHER	121,323	-
STOVER, SUSANA	TEACHER	110,507	-
STREIFEL, ALYCIA	TEACHER	85,116	-
SUM, GARY	TEACHER	105,480	-
SURRY, CLINT	TEACHER	122,198	2,218
SUTTON, BRYAN R	TEACHER	108,122	10
SWAN, LISA	TEACHER	83,007	-
SWIEDNICKI, MARK	TEACHER	111,936	-
SWIFT-FRY, CARLI	TEACHER	86,574	-
SWIFT-FRY, CHRISTOPHER	TEACHER	103,079	-
SZCZEPANOWSKI, JOSHUA M	TEACHER	102,181	-
TAILLEFER, MARC	TEACHER	109,470	-
TAKHAR, HELENA	ELEMENTARY PRINCIPAL	159,580	1,788
TAMBOLINE, CAMILLE R.	TEACHER	85,285	-
TARRAS, ANGELA	TEACHER	84,517	-
TATE, ROXANNE H	TEACHER	106,992	-
TAYLOR, CAROL	TEACHER	77,106	-
TAYLOR, MARLO	TEACHER	96,998	-
THIBADEAU, NICOLE	TEACHER	90,214	577
THOMAS, TYLER N	TEACHER	102,197	-
THOMASSON, NAYDA	TEACHER	112,011	-
THOMPSON, KRISTINE H	TEACHER	97,380	358
TILBY, ANDREE-ANNE	TEACHER	112,012	-
TIMMERMANS, KRISTINE L	TEACHER	112,012	-
TIMS, ANDREW	MECHANIC	77,615	-
TONG, SHANNON M	TEACHER	113,122	-
TORONITZ, SHANNON	TEACHER	111,810	-
TRERICE, SPENCER	TEACHER	94,661	10
TRESIDDER, LAURA-JANE A	TEACHER	78,306	-

**Saanich School District No. 63 (Saanich)**  
**Unaudited Schedule of Financial Information (SOFI)**  
**Fiscal Year Ended June 30, 2025**

**SCHEDULE OF REMUNERATION AND EXPENSES**

NAME	POSITION	REMUNERATION	EXPENSES
TRIBE, DEREK	TEACHER	\$ 109,476	\$ 510
TROTTER, HEATHER	TEACHER	90,328	131
TROTTIER, MICHAEL	TEACHER	91,375	-
TUCK, KYRIE L	TEACHER	94,551	-
TUDELA, JOSE-IGNACIO	TEACHER	111,936	-
TURNBULL, MELISSA B	TEACHER	109,899	240
TURNER, MELANIE	TEACHER	79,146	-
UNDERWOOD, VIRGINIA	TEACHER	87,366	-
VAN ERP, ADRIAN	TEACHER	89,876	-
VAN HELVOIRT, SARA	TEACHER	105,697	-
VIVIER, HOLLY	TEACHER	105,184	-
VLITOS, AMANDA L	TEACHER	112,012	-
VOPNFJORD, CHARLENE	TEACHER	98,035	-
VYE, TEAGAN	TEACHER	92,456	3,607
WADSWORTH, RUTH	TEACHER	102,265	-
WALIA, LUKHWINDERPAL	TEACHER	111,936	-
WALKER, ASHLEY	TEACHER	112,012	-
WALLACE, CATHERINE E	TEACHER	103,679	3,401
WARREN, KRISTA J	ELEMENTARY VICE PRINCIPAL	134,931	401
WATSON, BREKLEIE HANNAH	TEACHER	81,169	-
WELLS, TARYN R	TEACHER	102,197	-
WERGELAND, LISA	TEACHER	102,495	81
WERK, JESSICA A	TEACHER	102,529	-
WEST, IAN	TEACHER	84,594	-
WEST, KRISTY	TEACHER	98,941	359
WESTHAVER, PETER	DIRECTOR OF DIVERSITY AND INCLUSION	190,274	11,354
WESTWOOD, TRACEY J	TEACHER	112,939	64
WHEATLEY, HARRIET H.	TEACHER	103,264	-
WHEELDON, ROY	TEACHER	127,390	-
WHITE, ADRIAN E	TEACHER	117,668	-
WHITE, SHAUNA VL	TEACHER	111,936	-
WHITE, STANISLAVA	TEACHER	98,702	-
WHITNEY, CANDACE G.	MAINTENANCE - ELECTRICIAN	79,532	-
WILSON, AMANDA G	TEACHER	89,303	-
WINDLE, SARAH G	TEACHER	106,921	-
WONG, CAMERON J	TEACHER	111,431	-
WOODLAND-HUCK, HEATHER J	TEACHER	112,013	985
YAGER, RACHEL	TEACHER	88,684	2,145
YORK, SHAWNA	TEACHER	89,926	111
YOUNG, ERIN L	TEACHER	112,010	41
YOUNG, ROGER D	COMMUNITY OUTREACH COORDINATOR	95,010	1,621
ZEINDLER, MERIDA	TEACHER	91,689	-
ZIEGLER, NORBERT	TEACHER	112,677	-
TOTAL FOR EMPLOYEES EXCEEDING \$75,000		\$ 54,251,015	\$ 353,595
TOTAL EMPLOYEES EQUAL TO OR LESS THAN \$75,000		\$ 30,538,444	\$ 94,484
REMUNERATION TO ELECTED OFFICIALS		\$ 142,886	\$ 27,905
CONSOLIDATED TOTAL		\$ 84,932,345	\$ 475,985
TOTAL EMPLOYER PREMIUM FOR CANADA PENSION PLAN AND EMPLOYMENT INSURANCE			\$ 5,048,463

**School District**  
**Unaudited Statement of Financial Information (SOFI)**  
**School District No. 63 (Saanich)**  
**Fiscal Year Ended June 30, 2025**

SCHEDULE OF PAYMENTS MADE FOR THE PROVISION OF GOODS AND SERVICES  
SUPPLIERS WITH PAYMENTS EXCEEDING \$25,000

<b>SUPPLIER NAME</b>	<b>EXPENDITURE</b>
3P LEARNING CANADA LIMITED	\$ 27,751
ALASKA AIRLINES	27,753
ALERT FIRST-AID INC.	54,822
AMAZON.COM.CA ULC	283,049
ANDREW SHERET LIMITED	33,429
APEX STEEL & GAS LTD.	88,092
APPLE CANADA INC	88,974
ARCHIE JOHNSTONE PLUMBING & HE	1,005,496
AURORA CASCADE	406,278
BARTLE & GIBSON	33,767
BASTNESS, BEVERLY	25,953
BC EMPLOYER HEALTH TAX	1,550,518
BC FERRIES SERVICES INC	44,640
BC HYDRO	602,962
BCAUSE VENTURES LTD	134,578
BCSTA	48,015
BEACON COMMUNITY SERVICES	166,363
BEST BUY CANADA LTD	119,345
BEST WESTERN	51,078
BOOTH, JUSTIN	29,268
BOULDERS CLIMBING GYM	25,208
BRITISH COLUMBIA PENSION CORPORATION	8,543,661
BUNZL CANADA INC, DBA ACME SU	147,597
CAMOSUN COLLEGE	216,124
CAMP IMADENE	25,470
CANADIAN TIRE	25,719
CANWEST MECHANICAL INC	106,229
CDW CANADA CORP.	31,762
CLARK, ALISON	42,418
CLASSIC DISPLAYS	29,566
COMMUNITY FIRE PREVENTION	43,298
CORPORATE TRAVELLER	78,264
COSTCO WHOLESALE	192,131
COUNTRY GROCER	49,499
CRD - PANORAMA REC	28,515

**School District**  
**Unaudited Statement of Financial Information (SOFI)**  
**School District No. 63 (Saanich)**  
**Fiscal Year Ended June 30, 2025**

SCHEDULE OF PAYMENTS MADE FOR THE PROVISION OF GOODS AND SERVICES  
SUPPLIERS WITH PAYMENTS EXCEEDING \$25,000

<b>SUPPLIER NAME</b>	<b>EXPENDITURE</b>
CRESCENT BEACH PUBLISHING	\$ 50,125
CRUIKSHANK, CHRISTINA OR RANDY	36,300
CULLEN DIESEL POWER LTD	31,806
DGA CLEAN-AIR SERVICES LTD	46,149
DISTRICT OF CENTRAL SAANICH	40,034
DISTRICT OF NORTH SAANICH	59,264
DMS TECHNOLOGIES INC	25,200
DOMINOS PIZZA	73,464
DYNAMIC SPECIALTY VEHICLES LTD	395,980
E.S. WILLIAMS & ASSOCIATES INC	25,954
EECOL ELECTRIC	29,720
ELLISON TRAVEL & TOURS	119,723
FERGUSON, SHEILA	25,200
FIVE STAR PAVING CO. LTD.	112,188
FLIGHT CENTRE	49,472
FLYNN CANADA LTD.	331,163
FOOTPRINTS SECURITY PATROL INC	26,116
FORTIS BC NATURAL GAS	320,883
FRASER, TAMARA OR RONALD	30,630
FRIESENS CORPORATION	31,231
FUTUREBOOK PRINTING, INC.	56,867
GAYLORD ROCKIES	29,870
GORDON FOOD SERVICE CANADA LTD	113,586
GREATER VICTORIA YOUTH ROWING	50,249
GREEN SHIELD HEALTH INC.	196,056
GREGG DISTRIBUTORS LP	28,326
HAMPTON INN	35,047
HEMERLING, STUART	30,257
HIGHLAND PACIFIC GOLF	32,741
HORNE, DOUG	31,250
HUMPHREYS, MANDY	26,579
IBM CANADA LTD.	844,898
ICBC	47,147
INTEGRITY ADVOCATE INC	47,250
INTERNATIONAL BACCALAUREATE	31,084

**School District**  
**Unaudited Statement of Financial Information (SOFI)**  
**School District No. 63 (Saanich)**  
**Fiscal Year Ended June 30, 2025**

SCHEDULE OF PAYMENTS MADE FOR THE PROVISION OF GOODS AND SERVICES  
SUPPLIERS WITH PAYMENTS EXCEEDING \$25,000

<b>SUPPLIER NAME</b>	<b>EXPENDITURE</b>
ISLAND HEALTH	\$ 196,500
ITZIAR MANAGEMENT LTD	165,811
JERNSLET, TAYLER	33,528
JONES, GEOFFREY	33,677
KIRBYS SPORTS INC	26,833
LEVEL 1 INDUSTRIES LTD.	36,078
LIVE IT EARTH PRODUCTIONS INC.	86,737
LONG & MCQUADE	28,966
LVISSAA	38,485
LWA CONSULTING LTD	36,918
MANNION, YOKO	31,476
MANULIFE FINANCIAL	108,578
MARLEY BROTHERS EXCAVATING LTD	319,767
MEDICAL SERVICE PLAN OF BC - PAID FOR NON-EMPLOYEES	66,225
MGM MECHANICAL LTD	153,505
MICHELL EXCAVATING LTD	46,225
MINISTER OF FINANCE	111,350
MODERN PURAIR VICTORIA	41,745
MONK OFFICE	387,683
NORTHERN COMPUTER	84,087
OLYMPIC INTERNATIONAL SALES LTD	84,000
ORKIN CANADA CORPORATION	28,713
ORR, JEDIDIAH	25,549
OUT OF THE BLUE DESIGNS	170,988
P AND R TRUCK CENTRE	42,299
PACIFIC BLUE CROSS	2,634,986
PASSION SPORTS INC	34,209
PEARSON EDUCATION	28,304
PENINSULA CO-OP	351,089
POWERSCHOOL CANADA ULC	153,622
PROVINCE OF BRITISH COLUMBIA	684,900
PUBLIC EDUCATION BENEFITS TRUST	1,622,692
REAL CDN WHOLESALE	58,761
REDE ENERGY SOLUTIONS LTD	102,956
RICOH CANADA INC	67,156

**School District**  
**Unaudited Statement of Financial Information (SOFI)**  
**School District No. 63 (Saanich)**  
**Fiscal Year Ended June 30, 2025**

SCHEDULE OF PAYMENTS MADE FOR THE PROVISION OF GOODS AND SERVICES  
SUPPLIERS WITH PAYMENTS EXCEEDING \$25,000

<b>SUPPLIER NAME</b>	<b>EXPENDITURE</b>
RIVERA, CHRISTIAN	\$ 28,132
ROBIN, JENNIFER	36,025
RUSSELL HENDRIX FOODSERVICE EQ	95,675
RYCOR	47,650
SAANICH TEACHERS ASSOCIATION	116,582
SAANICH UTILITY BILLING	63,865
SAVE ON FOODS	58,023
SCHO'S LINE PAINTING LTD.	39,197
SCHOOL DISTRICT 23	26,268
SERVICEMASTER OF VICTORIA	41,911
SLEGG BUILDING MATERIALS	67,797
SMCN CONSULTING INC	200,760
SOFTCHOICE LP	271,309
STAPLES	50,845
STILLBUILT SOLUTIONS	97,426
SVEHLA, PHILIPP	32,400
SWING TIME DISTRIBUTORS LTD	205,554
SYSCO VICTORIA	82,892
TAYLOR, JIM	29,719
TELUS MOBILITY	68,482
THINK COMMUNICATIONS INC	95,988
THRIFTY FOODS	86,513
TLD COMPUTERS	137,973
TRANSTAR SANITATION SUPPLY LTD	129,252
TRAVEL HEALTHCARE INSURANCE SO	90,402
TRI-METAL FABRICATORS LTD	36,684
TYLER TECHNOLOGIES, INC	181,449
UNIVERSITY OF VICTORIA	27,352
VANCOUVER ISLAND UNIVERSITY	91,995
VIA RAIL	32,192
WAL-MART	65,994
WASTE MANAGEMENT	65,803

**School District**  
**Unaudited Statement of Financial Information (SOFI)**  
**School District No. 63 (Saanich)**  
**Fiscal Year Ended June 30, 2025**

SCHEDULE OF PAYMENTS MADE FOR THE PROVISION OF GOODS AND SERVICES  
SUPPLIERS WITH PAYMENTS EXCEEDING \$25,000

<b>SUPPLIER NAME</b>	<b>EXPENDITURE</b>
WORKSAFEBC	\$ 990,548
ZONAR SYSTEMS	<u>25,348</u>
TOTAL FOR SUPPLIERS WHERE PAYMENTS EXCEED \$25,000	\$ 29,711,802
TOTAL SUPPLIERS WITH PAYMENTS \$25,000 OR LESS	<u>\$ 7,035,286</u>
TOTAL PAYMENTS TO SUPPLIERS	<u>\$ 36,747,089</u>

**School District**  
**Unaudited Statement of Financial Information (SOFI)**  
**School District No. 63 (Saanich)**  
**Reconciliation to Financial Statements For the Year Ended June 30, 2025**

**Expenditures Per SOFI**

Total Remuneration	(Schedule 7)	84,932,345
EI & CPP Payments	(Schedule 7)	5,048,463
Employee Reimbursed Expenses	(Schedule 7)	475,764
Payments for Goods and Services	(Schedule 8)	<u>36,747,089</u>
		127,203,661

**Expenditures per Financial Statements**

Total Expenses (Statement 2)	130,230,042
Amortization (Statement 5)	(7,963,902)
Acquisition of TCA (Statement 5)	2,322,113
Acquisition of TCA - WIP (Statement 5)	<u>3,968,819</u>
	<u>128,557,072</u>

**Difference between SOFI and Financial Statements** (1,353,411)

**Difference due to:**

(Increase) Decrease in Accounts Payable	(480,974)
(increase) Decrease in Employee Future Benefits	(214,485)
Increase (Decrease) in Prepaid Expenses	(24,208)
Recoverable portion of GST	(459,534)
Wage Recoveries/Secondments	(399,676)
Accruals, misc. recoveries	<u>225,466</u>
	<u>-</u>

*Prepared as required by Financial Information Regulation, Schedule 1, Section 7*