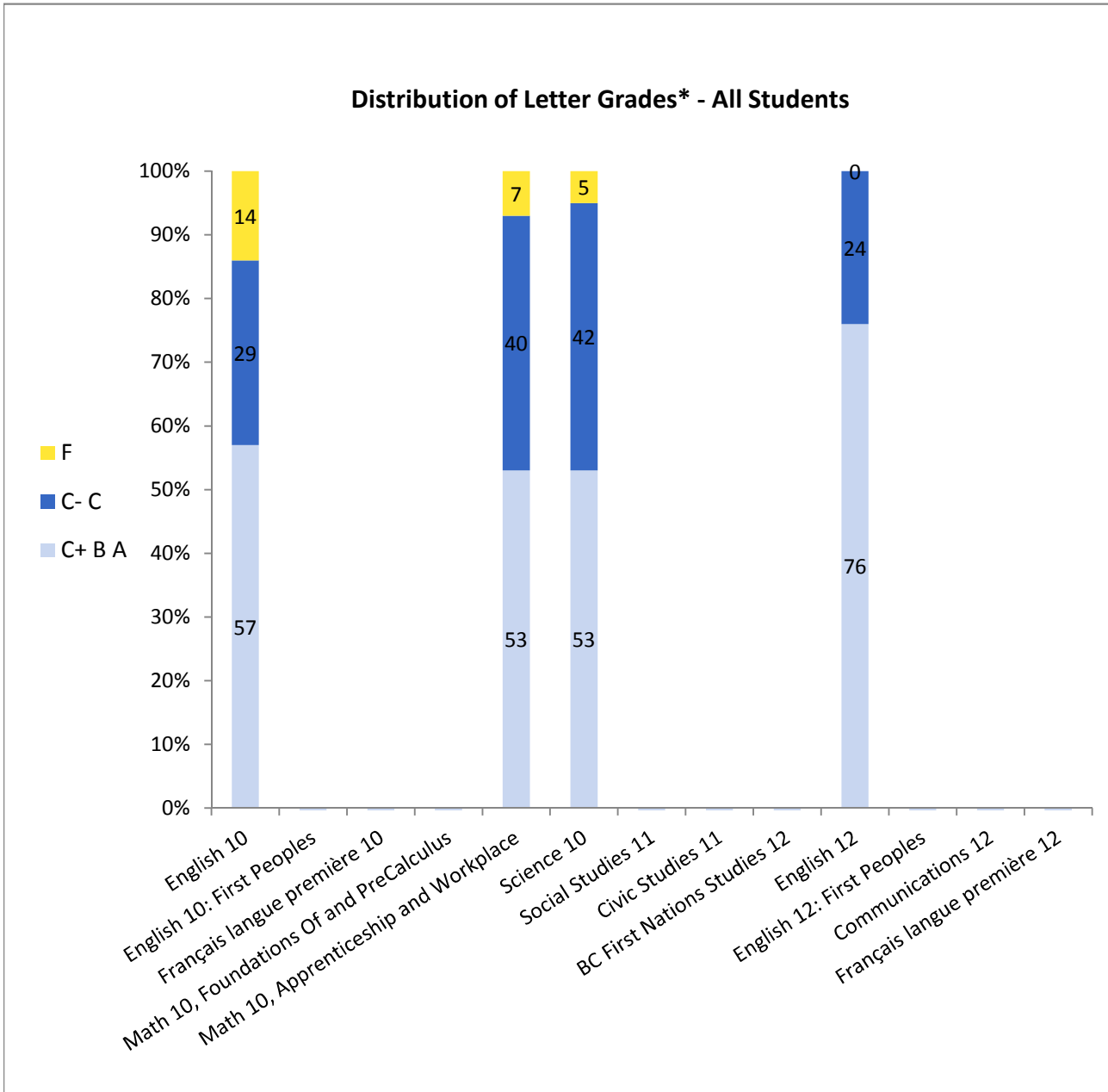


Provincial Required Examinations - 2014/15

084 - Vancouver Island West

Blended Final Marks - 2014/15 - Summary for Required Examinations



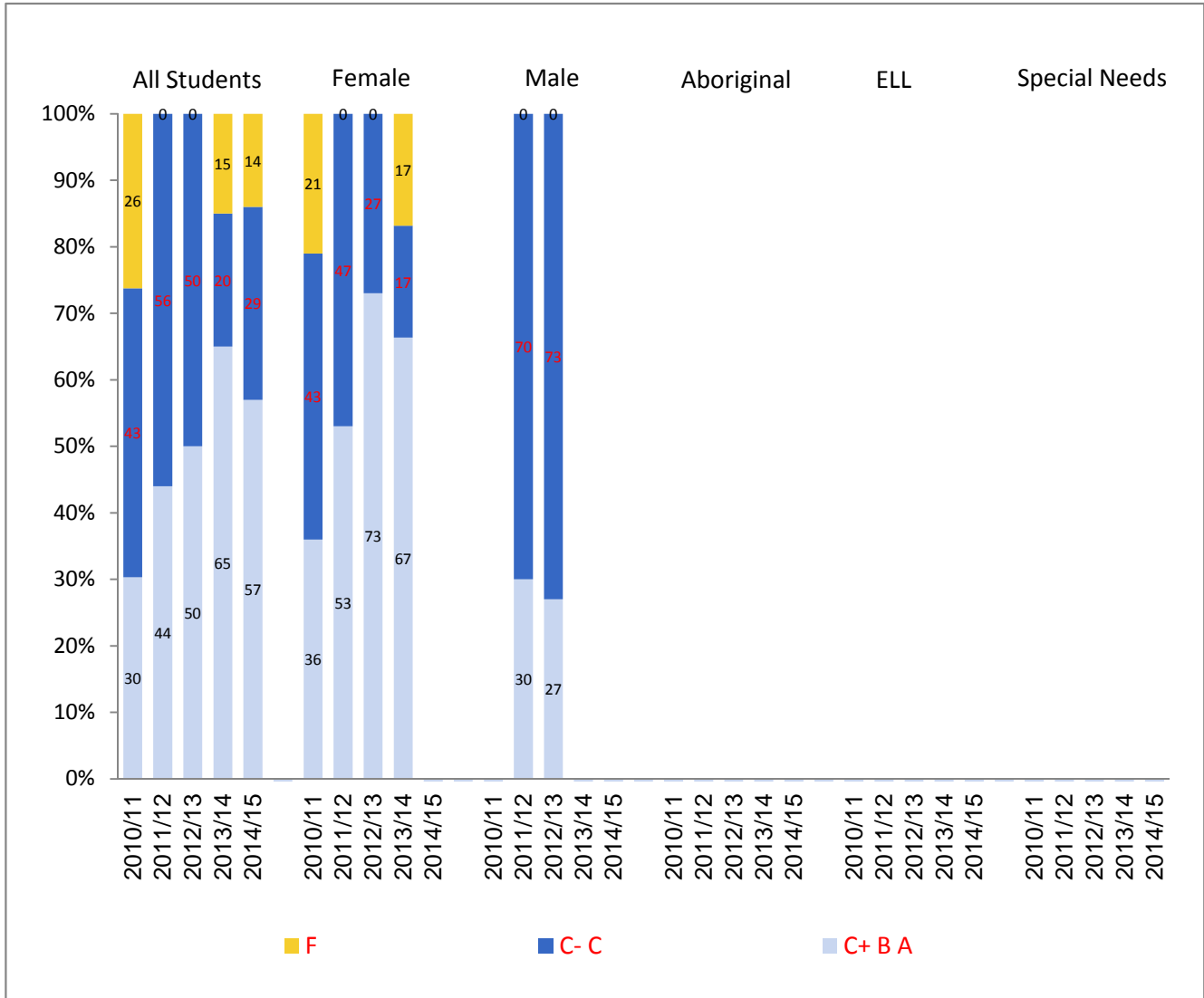
* Due to rounding totals may not equal 100%

Provincial Required Examinations - 2014/15

084 - Vancouver Island West

ENGLISH 10 - Blended Final Marks

Distribution of Letter Grades by Subpopulation* - 2010/11 - 2014/15



* Due to rounding totals may not equal 100%

Provincial Required Examinations - 2014/15

084 - Vancouver Island West

ENGLISH 10 - Blended Final Marks

	School Year	Total Gr 10 Students*	Students Assigned Blended Final Mark	C- (pass) or Better		C+ (good) or Better		
				District		District		
				#	%	#	%	
Blended Final Marks	All Students	2010/11	38	23	17	74	7	30
		2011/12	37	25	25	100	11	44
		2012/13	34	22	22	100	11	50
		2013/14	33	20	17	85	13	65
		2014/15	29	14	12	86	8	57
	Female	2010/11	19	14	11	79	5	36
		2011/12	19	15	15	100	8	53
		2012/13	14	11	11	100	8	73
		2013/14	20	12	10	83	8	67
		2014/15	14	Msk	Msk	Msk	Msk	Msk
	Male	2010/11	19	Msk	Msk	Msk	Msk	Msk
		2011/12	18	10	10	100	3	30
		2012/13	20	11	11	100	3	27
		2013/14	13	Msk	Msk	Msk	Msk	Msk
		2014/15	15	Msk	Msk	Msk	Msk	Msk
	Aboriginal	2010/11	23	Msk	Msk	Msk	Msk	Msk
		2011/12	21	Msk	Msk	Msk	Msk	Msk
		2012/13	16	Msk	Msk	Msk	Msk	Msk
		2013/14	16	Msk	Msk	Msk	Msk	Msk
		2014/15	18	Msk	Msk	Msk	Msk	Msk
ELL	2010/11	7	Msk	Msk	Msk	Msk	Msk	
	2011/12	4	Msk	Msk	Msk	Msk	Msk	
	2012/13	6	-	-	-	-	-	
	2013/14	1	-	-	-	-	-	
	2014/15	1	-	-	-	-	-	
Special Needs	2010/11	7	Msk	Msk	Msk	Msk	Msk	
	2011/12	6	Msk	Msk	Msk	Msk	Msk	
	2012/13	4	-	-	-	-	-	
	2013/14	7	Msk	Msk	Msk	Msk	Msk	
	2014/15	9	Msk	Msk	Msk	Msk	Msk	

Distribution of Letter Grades

	School Year	F		C-		C		C+		B		A		
		#	%	#	%	#	%	#	%	#	%	#	%	
Blended Final Marks	All Students	2014/15	2	14	3	21	1	7	1	7	4	29	3	21
	Female	2014/15	Msk	Msk	Msk	Msk	Msk	Msk	Msk	Msk	Msk	Msk	Msk	Msk
	Male	2014/15	Msk	Msk	Msk	Msk	Msk	Msk	Msk	Msk	Msk	Msk	Msk	Msk
	Aboriginal	2014/15	Msk	Msk	Msk	Msk	Msk	Msk	Msk	Msk	Msk	Msk	Msk	Msk
	ELL	2014/15	-	-	-	-	-	-	-	-	-	-	-	-
	Special Needs	2014/15	Msk	Msk	Msk	Msk	Msk	Msk	Msk	Msk	Msk	Msk	Msk	Msk

* Data represents only those students present in the school in September and/or February of year indicated

Provincial Required Examinations - 2014/15

084 - Vancouver Island West

ENGLISH 10 - Exam Marks

Exam Marks	All Students	School Year	Total Gr 10 Students*	Students Assigned Exam Mark	C- (pass) or Better		C+ (good) or Better	
					District		District	
					#	%	#	%
		2010/11	38	23	16	70	10	43
		2011/12	37	25	18	72	7	28
		2012/13	34	22	22	100	18	82
		2013/14	33	20	17	85	13	65
		2014/15	29	14	12	86	6	43
	Female	2010/11	19	14	10	71	7	50
		2011/12	19	15	12	80	4	27
		2012/13	14	11	11	100	10	91
		2013/14	20	12	10	83	9	75
		2014/15	14	Msk	Msk	Msk	Msk	Msk
	Male	2010/11	19	Msk	Msk	Msk	Msk	Msk
		2011/12	18	10	6	60	3	30
		2012/13	20	11	11	100	8	73
		2013/14	13	Msk	Msk	Msk	Msk	Msk
		2014/15	15	Msk	Msk	Msk	Msk	Msk
	Aboriginal	2010/11	23	Msk	Msk	Msk	Msk	Msk
		2011/12	21	Msk	Msk	Msk	Msk	Msk
		2012/13	16	Msk	Msk	Msk	Msk	Msk
		2013/14	16	Msk	Msk	Msk	Msk	Msk
		2014/15	18	Msk	Msk	Msk	Msk	Msk
	ELL	2010/11	7	Msk	Msk	Msk	Msk	Msk
		2011/12	4	Msk	Msk	Msk	Msk	Msk
		2012/13	6	-	-	-	-	-
		2013/14	1	-	-	-	-	-
		2014/15	1	-	-	-	-	-
	Special Needs	2010/11	7	Msk	Msk	Msk	Msk	Msk
		2011/12	6	Msk	Msk	Msk	Msk	Msk
		2012/13	4	-	-	-	-	-
		2013/14	7	Msk	Msk	Msk	Msk	Msk
		2014/15	9	Msk	Msk	Msk	Msk	Msk

Distribution of Letter Grades

Exam Marks	All Students	2014/15	F		C-		C		C+		B		A	
			#	%	#	%	#	%	#	%	#	%	#	%
					2014/15	2	14	2	14	4	29	3	21	2
	Female	2014/15	Msk	Msk	Msk	Msk	Msk	Msk	Msk	Msk	Msk	Msk	Msk	Msk
	Male	2014/15	Msk	Msk	Msk	Msk	Msk	Msk	Msk	Msk	Msk	Msk	Msk	
	Aboriginal	2014/15	Msk	Msk	Msk	Msk	Msk	Msk	Msk	Msk	Msk	Msk	Msk	
	ELL	2014/15	-	-	-	-	-	-	-	-	-	-	-	
	Special Needs	2014/15	Msk	Msk	Msk	Msk	Msk	Msk	Msk	Msk	Msk	Msk	Msk	

* Data represents only those students present in the school in September and/or February of year indicated

Provincial Required Examinations - 2014/15

084 - Vancouver Island West

ENGLISH 10 - Course Marks

Course Marks	All Students	School Year	Total Gr 10 Students*	Students Assigned Course Mark	C- (pass) or Better		C+ (good) or Better	
					District		District	
					#	%	#	%
		2010/11	38	23	17	74	7	30
		2011/12	37	25	25	100	13	52
		2012/13	34	22	20	91	12	55
		2013/14	33	20	18	90	13	65
		2014/15	29	14	12	86	8	57
	Female	2010/11	19	14	10	71	5	36
		2011/12	19	15	15	100	8	53
		2012/13	14	11	11	100	9	82
		2013/14	20	12	11	92	9	75
		2014/15	14	Msk	Msk	Msk	Msk	Msk
	Male	2010/11	19	Msk	Msk	Msk	Msk	Msk
		2011/12	18	10	10	100	5	50
		2012/13	20	11	9	82	3	27
		2013/14	13	Msk	Msk	Msk	Msk	Msk
		2014/15	15	Msk	Msk	Msk	Msk	Msk
	Aboriginal	2010/11	23	Msk	Msk	Msk	Msk	Msk
		2011/12	21	Msk	Msk	Msk	Msk	Msk
		2012/13	16	Msk	Msk	Msk	Msk	Msk
		2013/14	16	Msk	Msk	Msk	Msk	Msk
		2014/15	18	Msk	Msk	Msk	Msk	Msk
	ELL	2010/11	7	Msk	Msk	Msk	Msk	Msk
		2011/12	4	Msk	Msk	Msk	Msk	Msk
		2012/13	6	-	-	-	-	-
		2013/14	1	-	-	-	-	-
		2014/15	1	-	-	-	-	-
	Special Needs	2010/11	7	Msk	Msk	Msk	Msk	Msk
		2011/12	6	Msk	Msk	Msk	Msk	Msk
		2012/13	4	-	-	-	-	-
		2013/14	7	Msk	Msk	Msk	Msk	Msk
		2014/15	9	Msk	Msk	Msk	Msk	Msk

Distribution of Letter Grades

Course Marks	All Students	2014/15	F		C-		C		C+		B		A	
			#	%	#	%	#	%	#	%	#	%	#	%
					2014/15	2	14	3	21	1	7	1	7	4
	Female	2014/15	Msk	Msk	Msk	Msk	Msk	Msk	Msk	Msk	Msk	Msk	Msk	Msk
	Male	2014/15	Msk	Msk	Msk	Msk	Msk	Msk	Msk	Msk	Msk	Msk	Msk	
	Aboriginal	2014/15	Msk	Msk	Msk	Msk	Msk	Msk	Msk	Msk	Msk	Msk	Msk	
	ELL	2014/15	-	-	-	-	-	-	-	-	-	-	-	
	Special Needs	2014/15	Msk	Msk	Msk	Msk	Msk	Msk	Msk	Msk	Msk	Msk	Msk	

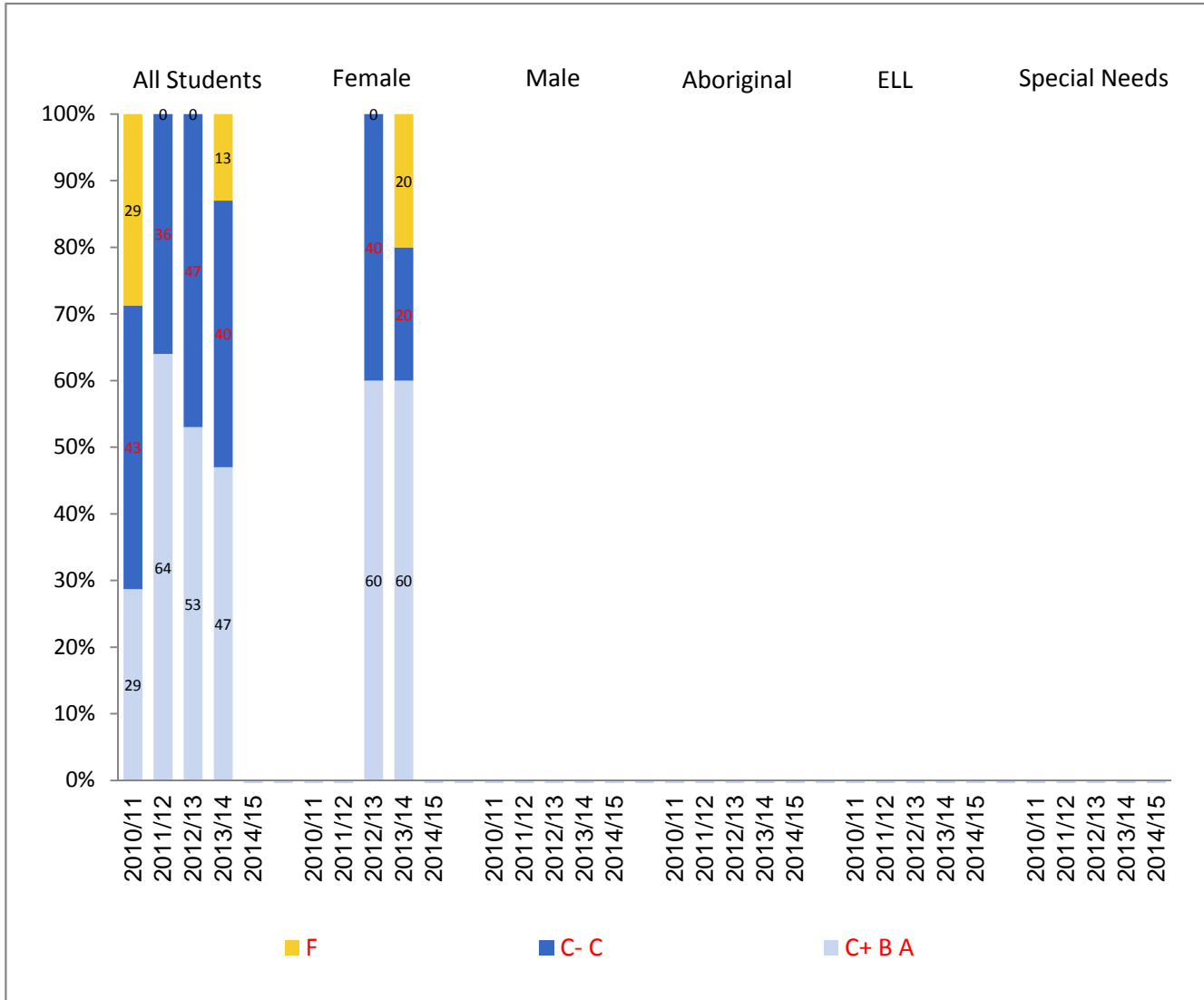
* Data represents only those students present in the school in September and/or February of year indicated

Provincial Required Examinations - 2014/15

084 - Vancouver Island West

MATHEMATICS 10, FOUNDATIONS OF AND PRECALCULUS - Blended Final Marks

Distribution of Letter Grades by Subpopulation* - 2010/11 - 2014/15



* Due to rounding totals may not equal 100%

Provincial Required Examinations - 2014/15

084 - Vancouver Island West

MATHEMATICS 10, FOUNDATIONS OF AND PRECALCULUS - Blended Final Marks

	School Year	Total Gr 10 Students*	Students Assigned Blended Final Mark		C- (pass) or Better		C+ (good) or Better	
			#	#	District		District	
					#	%	#	%
Blended Final Marks	All Students	2010/11	38	14	10	71	4	29
		2011/12	37	14	14	100	9	64
		2012/13	34	17	17	100	9	53
		2013/14	33	15	13	87	7	47
		2014/15	29	Msk	Msk	Msk	Msk	Msk
	Female	2010/11	19	Msk	Msk	Msk	Msk	Msk
		2011/12	19	Msk	Msk	Msk	Msk	Msk
		2012/13	14	10	10	100	6	60
		2013/14	20	10	8	80	6	60
		2014/15	14	Msk	Msk	Msk	Msk	Msk
	Male	2010/11	19	Msk	Msk	Msk	Msk	Msk
		2011/12	18	Msk	Msk	Msk	Msk	Msk
		2012/13	20	Msk	Msk	Msk	Msk	Msk
		2013/14	13	Msk	Msk	Msk	Msk	Msk
		2014/15	15	Msk	Msk	Msk	Msk	Msk
	Aboriginal	2010/11	23	Msk	Msk	Msk	Msk	Msk
		2011/12	21	Msk	Msk	Msk	Msk	Msk
		2012/13	16	Msk	Msk	Msk	Msk	Msk
		2013/14	16	Msk	Msk	Msk	Msk	Msk
		2014/15	18	Msk	Msk	Msk	Msk	Msk
ELL	2010/11	7	-	-	-	-	-	
	2011/12	4	-	-	-	-	-	
	2012/13	6	-	-	-	-	-	
	2013/14	1	-	-	-	-	-	
	2014/15	1	-	-	-	-	-	
Special Needs	2010/11	7	Msk	Msk	Msk	Msk	Msk	
	2011/12	6	Msk	Msk	Msk	Msk	Msk	
	2012/13	4	-	-	-	-	-	
	2013/14	7	Msk	Msk	Msk	Msk	Msk	
	2014/15	9	-	-	-	-	-	

Distribution of Letter Grades													
		F		C-		C		C+		B		A	
		#	%	#	%	#	%	#	%	#	%	#	%
Blended Final Marks	All Students	2014/15	Msk	Msk	Msk	Msk	Msk	Msk	Msk	Msk	Msk	Msk	Msk
	Female	2014/15	Msk	Msk	Msk	Msk	Msk	Msk	Msk	Msk	Msk	Msk	Msk
	Male	2014/15	Msk	Msk	Msk	Msk	Msk	Msk	Msk	Msk	Msk	Msk	Msk
	Aboriginal	2014/15	Msk	Msk	Msk	Msk	Msk	Msk	Msk	Msk	Msk	Msk	Msk
	ELL	2014/15	-	-	-	-	-	-	-	-	-	-	-
	Special Needs	2014/15	-	-	-	-	-	-	-	-	-	-	-

* Data represents only those students present in the school in September and/or February of year indicated

Provincial Required Examinations - 2014/15

084 - Vancouver Island West

MATHEMATICS 10, FOUNDATIONS OF AND PRECALCULUS - Exam Marks

Exam Marks	School Year	Total Gr 10 Students*	Students Assigned Exam Mark	C- (pass) or Better		C+ (good) or Better	
				District		District	
				#	%	#	%
All Students	2010/11	38	14	7	50	1	7
	2011/12	37	14	8	57	4	29
	2012/13	34	17	12	71	7	41
	2013/14	33	15	12	80	7	47
	2014/15	29	Msk	Msk	Msk	Msk	Msk
Female	2010/11	19	Msk	Msk	Msk	Msk	Msk
	2011/12	19	Msk	Msk	Msk	Msk	Msk
	2012/13	14	10	7	70	4	40
	2013/14	20	10	7	70	6	60
	2014/15	14	Msk	Msk	Msk	Msk	Msk
Male	2010/11	19	Msk	Msk	Msk	Msk	Msk
	2011/12	18	Msk	Msk	Msk	Msk	Msk
	2012/13	20	Msk	Msk	Msk	Msk	Msk
	2013/14	13	Msk	Msk	Msk	Msk	Msk
	2014/15	15	Msk	Msk	Msk	Msk	Msk
Aboriginal	2010/11	23	Msk	Msk	Msk	Msk	Msk
	2011/12	21	Msk	Msk	Msk	Msk	Msk
	2012/13	16	Msk	Msk	Msk	Msk	Msk
	2013/14	16	Msk	Msk	Msk	Msk	Msk
	2014/15	18	Msk	Msk	Msk	Msk	Msk
ELL	2010/11	7	-	-	-	-	-
	2011/12	4	-	-	-	-	-
	2012/13	6	-	-	-	-	-
	2013/14	1	-	-	-	-	-
	2014/15	1	-	-	-	-	-
Special Needs	2010/11	7	Msk	Msk	Msk	Msk	Msk
	2011/12	6	Msk	Msk	Msk	Msk	Msk
	2012/13	4	-	-	-	-	-
	2013/14	7	Msk	Msk	Msk	Msk	Msk
	2014/15	9	-	-	-	-	-

Distribution of Letter Grades

Exam Marks	School Year	F		C-		C		C+		B		A	
		#	%	#	%	#	%	#	%	#	%	#	%
All Students	2014/15	Msk	Msk	Msk	Msk	Msk	Msk	Msk	Msk	Msk	Msk	Msk	Msk
Female	2014/15	Msk	Msk	Msk	Msk	Msk	Msk	Msk	Msk	Msk	Msk	Msk	Msk
Male	2014/15	Msk	Msk	Msk	Msk	Msk	Msk	Msk	Msk	Msk	Msk	Msk	Msk
Aboriginal	2014/15	Msk	Msk	Msk	Msk	Msk	Msk	Msk	Msk	Msk	Msk	Msk	Msk
ELL	2014/15	-	-	-	-	-	-	-	-	-	-	-	-
Special Needs	2014/15	-	-	-	-	-	-	-	-	-	-	-	-

* Data represents only those students present in the school in September and/or February of year indicated

Provincial Required Examinations - 2014/15

084 - Vancouver Island West

MATHEMATICS 10, FOUNDATIONS OF AND PRECALCULUS - Course Marks

Course Marks	All Students	School Year	Total Gr 10 Students*	Students Assigned Course Mark	C- (pass) or Better		C+ (good) or Better	
					District		District	
					#	%	#	%
		2010/11	38	14	10	71	6	43
		2011/12	37	14	14	100	9	64
		2012/13	34	17	17	100	11	65
		2013/14	33	15	14	93	7	47
		2014/15	29	Msk	Msk	Msk	Msk	Msk
	Female	2010/11	19	Msk	Msk	Msk	Msk	Msk
		2011/12	19	Msk	Msk	Msk	Msk	Msk
		2012/13	14	10	10	100	7	70
		2013/14	20	10	9	90	6	60
		2014/15	14	Msk	Msk	Msk	Msk	Msk
	Male	2010/11	19	Msk	Msk	Msk	Msk	Msk
		2011/12	18	Msk	Msk	Msk	Msk	Msk
		2012/13	20	Msk	Msk	Msk	Msk	Msk
		2013/14	13	Msk	Msk	Msk	Msk	Msk
		2014/15	15	Msk	Msk	Msk	Msk	Msk
	Aboriginal	2010/11	23	Msk	Msk	Msk	Msk	Msk
		2011/12	21	Msk	Msk	Msk	Msk	Msk
		2012/13	16	Msk	Msk	Msk	Msk	Msk
		2013/14	16	Msk	Msk	Msk	Msk	Msk
		2014/15	18	Msk	Msk	Msk	Msk	Msk
	ELL	2010/11	7	-	-	-	-	-
		2011/12	4	-	-	-	-	-
		2012/13	6	-	-	-	-	-
		2013/14	1	-	-	-	-	-
		2014/15	1	-	-	-	-	-
	Special Needs	2010/11	7	Msk	Msk	Msk	Msk	Msk
		2011/12	6	Msk	Msk	Msk	Msk	Msk
		2012/13	4	-	-	-	-	-
		2013/14	7	Msk	Msk	Msk	Msk	Msk
		2014/15	9	-	-	-	-	-

Distribution of Letter Grades

Course Marks	All Students	2014/15	F		C-		C		C+		B		A	
			#	%	#	%	#	%	#	%	#	%	#	%
					Msk	Msk	Msk	Msk	Msk	Msk	Msk	Msk	Msk	Msk
	Female	2014/15	Msk	Msk	Msk	Msk	Msk	Msk	Msk	Msk	Msk	Msk	Msk	Msk
	Male	2014/15	Msk	Msk	Msk	Msk	Msk	Msk	Msk	Msk	Msk	Msk	Msk	Msk
	Aboriginal	2014/15	Msk	Msk	Msk	Msk	Msk	Msk	Msk	Msk	Msk	Msk	Msk	Msk
	ELL	2014/15	-	-	-	-	-	-	-	-	-	-	-	-
	Special Needs	2014/15	-	-	-	-	-	-	-	-	-	-	-	-

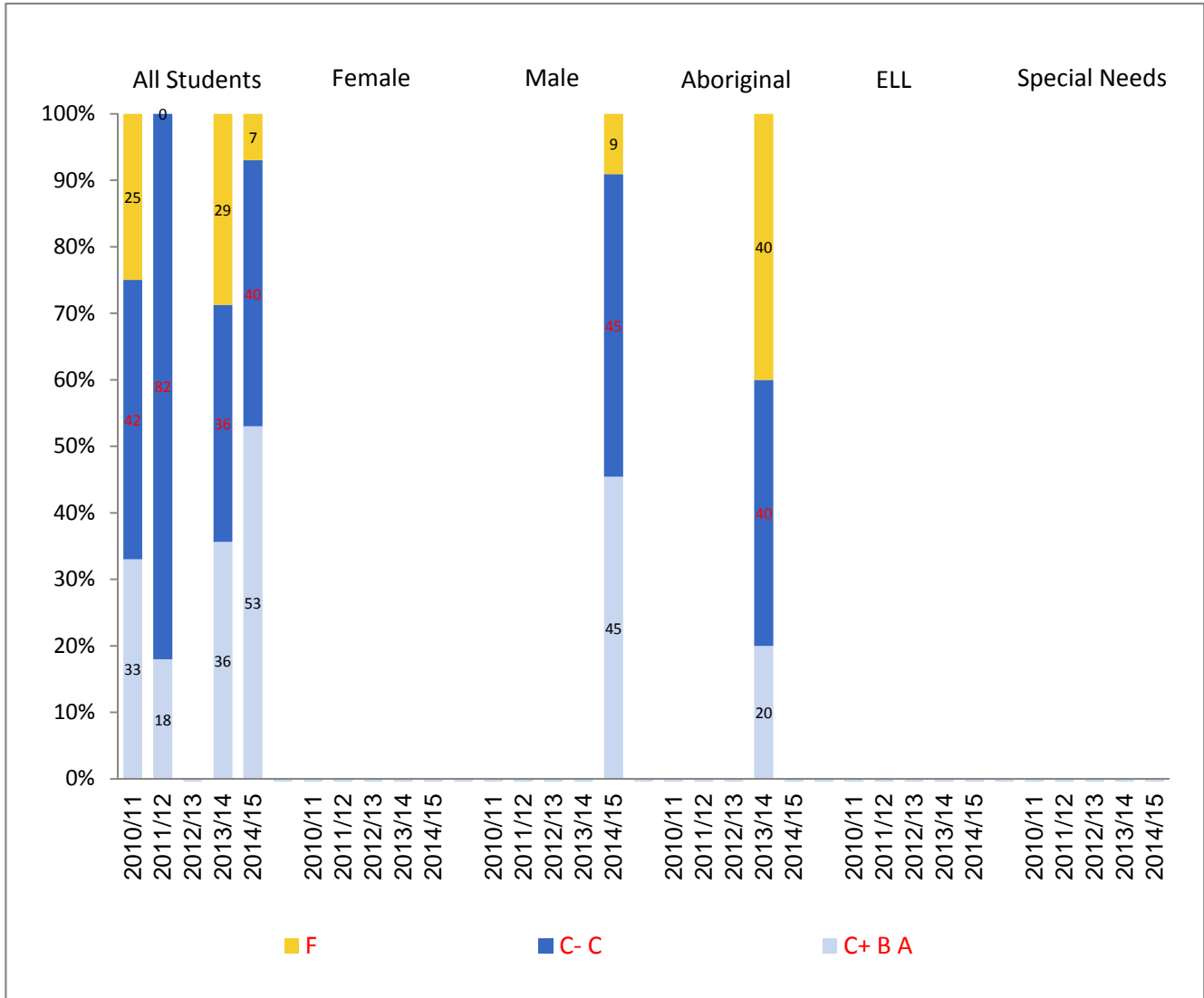
* Data represents only those students present in the school in September and/or February of year indicated

Provincial Required Examinations - 2014/15

084 - Vancouver Island West

MATHEMATICS 10, APPRENTICESHIP AND WORKPLACE - Blended Final Marks

Distribution of Letter Grades by Subpopulation* - 2010/11 - 2014/15



* Due to rounding totals may not equal 100%

Provincial Required Examinations - 2014/15

084 - Vancouver Island West

MATHEMATICS 10, APPRENTICESHIP AND WORKPLACE - Blended Final Marks

	School Year	Total Gr 10 Students*	Students Assigned Blended Final Mark	C- (pass) or Better		C+ (good) or Better		
				District		District		
				#	%	#	%	
Blended Final Marks	All Students	2010/11	38	12	9	75	4	33
		2011/12	37	11	11	100	2	18
		2012/13	34	Msk	Msk	Msk	Msk	Msk
		2013/14	33	14	10	71	5	36
		2014/15	29	15	14	93	8	53
Female		2010/11	19	Msk	Msk	Msk	Msk	Msk
		2011/12	19	Msk	Msk	Msk	Msk	Msk
		2012/13	14	Msk	Msk	Msk	Msk	Msk
		2013/14	20	Msk	Msk	Msk	Msk	Msk
		2014/15	14	Msk	Msk	Msk	Msk	Msk
Male		2010/11	19	Msk	Msk	Msk	Msk	Msk
		2011/12	18	Msk	Msk	Msk	Msk	Msk
		2012/13	20	Msk	Msk	Msk	Msk	Msk
		2013/14	13	Msk	Msk	Msk	Msk	Msk
		2014/15	15	11	10	91	5	45
Aboriginal		2010/11	23	Msk	Msk	Msk	Msk	Msk
		2011/12	21	Msk	Msk	Msk	Msk	Msk
		2012/13	16	-	-	-	-	-
		2013/14	16	10	6	60	2	20
		2014/15	18	Msk	Msk	Msk	Msk	Msk
ELL		2010/11	7	Msk	Msk	Msk	Msk	Msk
		2011/12	4	Msk	Msk	Msk	Msk	Msk
		2012/13	6	-	-	-	-	-
		2013/14	1	-	-	-	-	-
		2014/15	1	-	-	-	-	-
Special Needs		2010/11	7	Msk	Msk	Msk	Msk	Msk
		2011/12	6	Msk	Msk	Msk	Msk	Msk
		2012/13	4	Msk	Msk	Msk	Msk	Msk
		2013/14	7	Msk	Msk	Msk	Msk	Msk
		2014/15	9	Msk	Msk	Msk	Msk	Msk

Distribution of Letter Grades

	School Year	F		C-		C		C+		B		A		
		#	%	#	%	#	%	#	%	#	%	#	%	
Blended Final Marks	All Students	2014/15	1	7	1	7	5	33	5	33	3	20	0	0
	Female	2014/15	Msk	Msk	Msk	Msk	Msk	Msk	Msk	Msk	Msk	Msk	Msk	Msk
	Male	2014/15	1	9	1	9	4	36	3	27	2	18	0	0
	Aboriginal	2014/15	Msk	Msk	Msk	Msk	Msk	Msk	Msk	Msk	Msk	Msk	Msk	Msk
	ELL	2014/15	-	-	-	-	-	-	-	-	-	-	-	-
	Special Needs	2014/15	Msk	Msk	Msk	Msk	Msk	Msk	Msk	Msk	Msk	Msk	Msk	Msk

* Data represents only those students present in the school in September and/or February of year indicated

Provincial Required Examinations - 2014/15

084 - Vancouver Island West

MATHEMATICS 10, APPRENTICESHIP AND WORKPLACE - Exam Marks

Exam Marks	School Year	Total Gr 10 Students*	Students Assigned Exam Mark	C- (pass) or Better		C+ (good) or Better	
				District		District	
				#	%	#	%
All Students	2010/11	38	12	10	83	0	0
	2011/12	37	11	8	73	0	0
	2012/13	34	Msk	Msk	Msk	Msk	Msk
	2013/14	33	14	4	29	0	0
	2014/15	29	15	12	80	1	7
Female	2010/11	19	Msk	Msk	Msk	Msk	Msk
	2011/12	19	Msk	Msk	Msk	Msk	Msk
	2012/13	14	Msk	Msk	Msk	Msk	Msk
	2013/14	20	Msk	Msk	Msk	Msk	Msk
	2014/15	14	Msk	Msk	Msk	Msk	Msk
Male	2010/11	19	Msk	Msk	Msk	Msk	Msk
	2011/12	18	Msk	Msk	Msk	Msk	Msk
	2012/13	20	Msk	Msk	Msk	Msk	Msk
	2013/14	13	Msk	Msk	Msk	Msk	Msk
	2014/15	15	11	9	82	0	0
Aboriginal	2010/11	23	Msk	Msk	Msk	Msk	Msk
	2011/12	21	Msk	Msk	Msk	Msk	Msk
	2012/13	16	-	-	-	-	-
	2013/14	16	10	2	20	0	0
	2014/15	18	Msk	Msk	Msk	Msk	Msk
ELL	2010/11	7	Msk	Msk	Msk	Msk	Msk
	2011/12	4	Msk	Msk	Msk	Msk	Msk
	2012/13	6	-	-	-	-	-
	2013/14	1	-	-	-	-	-
	2014/15	1	-	-	-	-	-
Special Needs	2010/11	7	Msk	Msk	Msk	Msk	Msk
	2011/12	6	Msk	Msk	Msk	Msk	Msk
	2012/13	4	Msk	Msk	Msk	Msk	Msk
	2013/14	7	Msk	Msk	Msk	Msk	Msk
	2014/15	9	Msk	Msk	Msk	Msk	Msk

Distribution of Letter Grades

Exam Marks	School Year	F		C-		C		C+		B		A	
		#	%	#	%	#	%	#	%	#	%	#	%
		All Students	2014/15	3	20	5	33	6	40	0	0	1	7
Female	2014/15	Msk	Msk	Msk	Msk	Msk	Msk	Msk	Msk	Msk	Msk	Msk	Msk
Male	2014/15	2	18	3	27	6	55	0	0	0	0	0	0
Aboriginal	2014/15	Msk	Msk	Msk	Msk	Msk	Msk	Msk	Msk	Msk	Msk	Msk	Msk
ELL	2014/15	-	-	-	-	-	-	-	-	-	-	-	-
Special Needs	2014/15	Msk	Msk	Msk	Msk	Msk	Msk	Msk	Msk	Msk	Msk	Msk	Msk

* Data represents only those students present in the school in September and/or February of year indicated

Provincial Required Examinations - 2014/15

084 - Vancouver Island West

MATHEMATICS 10, APPRENTICESHIP AND WORKPLACE - Course Marks

Course Marks	All Students	School Year	Total Gr 10 Students*	Students Assigned Course Mark	C- (pass) or Better		C+ (good) or Better	
					District		District	
					#	%	#	%
		2010/11	38	12	9	75	6	50
		2011/12	37	11	11	100	4	36
		2012/13	34	Msk	Msk	Msk	Msk	Msk
		2013/14	33	14	10	71	9	64
		2014/15	29	15	14	93	9	60
	Female	2010/11	19	Msk	Msk	Msk	Msk	Msk
		2011/12	19	Msk	Msk	Msk	Msk	Msk
		2012/13	14	Msk	Msk	Msk	Msk	Msk
		2013/14	20	Msk	Msk	Msk	Msk	Msk
		2014/15	14	Msk	Msk	Msk	Msk	Msk
	Male	2010/11	19	Msk	Msk	Msk	Msk	Msk
		2011/12	18	Msk	Msk	Msk	Msk	Msk
		2012/13	20	Msk	Msk	Msk	Msk	Msk
		2013/14	13	Msk	Msk	Msk	Msk	Msk
		2014/15	15	11	10	91	6	55
	Aboriginal	2010/11	23	Msk	Msk	Msk	Msk	Msk
		2011/12	21	Msk	Msk	Msk	Msk	Msk
		2012/13	16	-	-	-	-	-
		2013/14	16	10	6	60	6	60
		2014/15	18	Msk	Msk	Msk	Msk	Msk
	ELL	2010/11	7	Msk	Msk	Msk	Msk	Msk
		2011/12	4	Msk	Msk	Msk	Msk	Msk
		2012/13	6	-	-	-	-	-
		2013/14	1	-	-	-	-	-
		2014/15	1	-	-	-	-	-
	Special Needs	2010/11	7	Msk	Msk	Msk	Msk	Msk
		2011/12	6	Msk	Msk	Msk	Msk	Msk
		2012/13	4	Msk	Msk	Msk	Msk	Msk
		2013/14	7	Msk	Msk	Msk	Msk	Msk
		2014/15	9	Msk	Msk	Msk	Msk	Msk

Distribution of Letter Grades

Course Marks	All Students	2014/15	F		C-		C		C+		B		A	
			#	%	#	%	#	%	#	%	#	%	#	%
		2014/15	1	7	1	7	4	27	2	13	7	47	0	0
	Female	2014/15	Msk	Msk	Msk	Msk	Msk	Msk	Msk	Msk	Msk	Msk	Msk	Msk
	Male	2014/15	1	9	1	9	3	27	2	18	4	36	0	0
	Aboriginal	2014/15	Msk	Msk	Msk	Msk	Msk	Msk	Msk	Msk	Msk	Msk	Msk	Msk
	ELL	2014/15	-	-	-	-	-	-	-	-	-	-	-	-
	Special Needs	2014/15	Msk	Msk	Msk	Msk	Msk	Msk	Msk	Msk	Msk	Msk	Msk	Msk

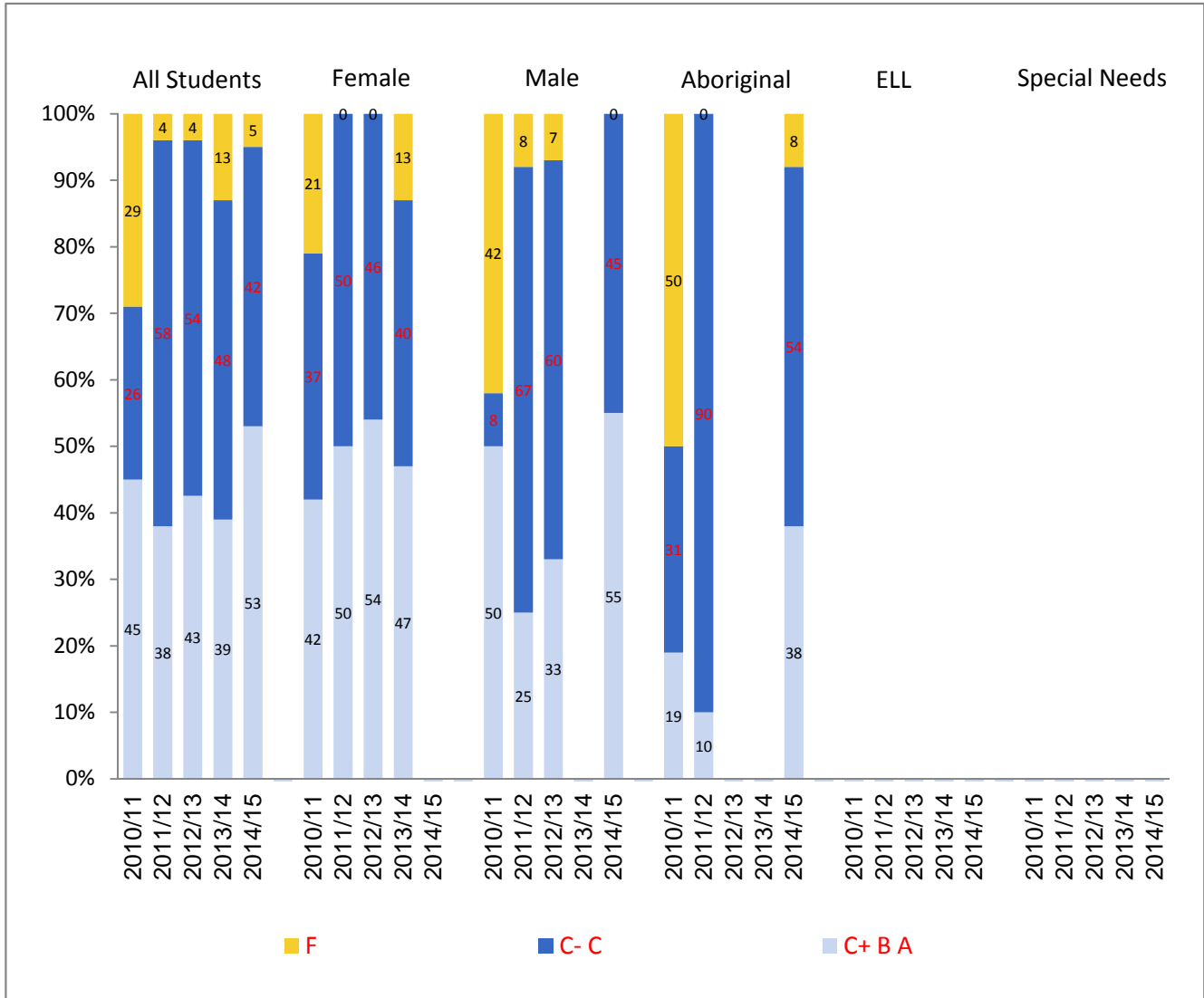
* Data represents only those students present in the school in September and/or February of year indicated

Provincial Required Examinations - 2014/15

084 - Vancouver Island West

SCIENCE 10 - Blended Final Marks

Distribution of Letter Grades by Subpopulation* - 2010/11 - 2014/15



* Due to rounding totals may not equal 100%

Provincial Required Examinations - 2014/15

084 - Vancouver Island West

SCIENCE 10 - Blended Final Marks

	School Year	Total Gr 10 Students*	Students Assigned Blended Final Mark	C- (pass) or Better		C+ (good) or Better		
				District		District		
				#	%	#	%	
Blended Final Marks	All Students	2010/11	38	31	22	71	14	45
		2011/12	37	26	25	96	10	38
		2012/13	34	28	27	96	12	43
		2013/14	33	23	20	87	9	39
		2014/15	29	19	18	95	10	53
	Female	2010/11	19	19	15	79	8	42
		2011/12	19	14	14	100	7	50
		2012/13	14	13	13	100	7	54
		2013/14	20	15	13	87	7	47
		2014/15	14	Msk	Msk	Msk	Msk	Msk
	Male	2010/11	19	12	7	58	6	50
		2011/12	18	12	11	92	3	25
		2012/13	20	15	14	93	5	33
		2013/14	13	Msk	Msk	Msk	Msk	Msk
		2014/15	15	11	11	100	6	55
	Aboriginal	2010/11	23	16	8	50	3	19
		2011/12	21	10	10	100	1	10
		2012/13	16	Msk	Msk	Msk	Msk	Msk
		2013/14	16	Msk	Msk	Msk	Msk	Msk
		2014/15	18	13	12	92	5	38
ELL	2010/11	7	Msk	Msk	Msk	Msk	Msk	
	2011/12	4	Msk	Msk	Msk	Msk	Msk	
	2012/13	6	-	-	-	-	-	
	2013/14	1	-	-	-	-	-	
	2014/15	1	-	-	-	-	-	
Special Needs	2010/11	7	Msk	Msk	Msk	Msk	Msk	
	2011/12	6	Msk	Msk	Msk	Msk	Msk	
	2012/13	4	Msk	Msk	Msk	Msk	Msk	
	2013/14	7	Msk	Msk	Msk	Msk	Msk	
	2014/15	9	Msk	Msk	Msk	Msk	Msk	

Distribution of Letter Grades

	School Year	F		C-		C		C+		B		A		
		#	%	#	%	#	%	#	%	#	%	#	%	
Blended Final Marks	All Students	2014/15	1	5	4	21	4	21	4	21	5	26	1	5
	Female	2014/15	Msk	Msk	Msk	Msk	Msk	Msk	Msk	Msk	Msk	Msk	Msk	Msk
	Male	2014/15	0	0	3	27	2	18	2	18	4	36	0	0
	Aboriginal	2014/15	1	8	4	31	3	23	1	8	4	31	0	0
	ELL	2014/15	-	-	-	-	-	-	-	-	-	-	-	-
	Special Needs	2014/15	Msk	Msk	Msk	Msk	Msk	Msk	Msk	Msk	Msk	Msk	Msk	Msk

* Data represents only those students present in the school in September and/or February of year indicated

Provincial Required Examinations - 2014/15

084 - Vancouver Island West

SCIENCE 10 - Exam Marks

Exam Marks	All Students	School Year	Total Gr 10 Students*	Students Assigned Exam Mark	C- (pass) or Better		C+ (good) or Better	
					District		District	
					#	%	#	%
		2010/11	38	31	16	52	3	10
		2011/12	37	26	18	69	7	27
		2012/13	34	28	22	79	12	43
		2013/14	33	23	16	70	9	39
		2014/15	29	19	14	74	4	21
	Female	2010/11	19	19	8	42	1	5
		2011/12	19	14	8	57	5	36
		2012/13	14	13	11	85	6	46
		2013/14	20	15	10	67	6	40
		2014/15	14	Msk	Msk	Msk	Msk	Msk
	Male	2010/11	19	12	8	67	2	17
		2011/12	18	12	10	83	2	17
		2012/13	20	15	11	73	6	40
		2013/14	13	Msk	Msk	Msk	Msk	Msk
		2014/15	15	11	8	73	2	18
	Aboriginal	2010/11	23	16	5	31	1	6
		2011/12	21	10	4	40	0	0
		2012/13	16	Msk	Msk	Msk	Msk	Msk
		2013/14	16	Msk	Msk	Msk	Msk	Msk
		2014/15	18	13	8	62	2	15
	ELL	2010/11	7	Msk	Msk	Msk	Msk	Msk
		2011/12	4	Msk	Msk	Msk	Msk	Msk
		2012/13	6	-	-	-	-	-
		2013/14	1	-	-	-	-	-
		2014/15	1	-	-	-	-	-
	Special Needs	2010/11	7	Msk	Msk	Msk	Msk	Msk
		2011/12	6	Msk	Msk	Msk	Msk	Msk
		2012/13	4	Msk	Msk	Msk	Msk	Msk
		2013/14	7	Msk	Msk	Msk	Msk	Msk
		2014/15	9	Msk	Msk	Msk	Msk	Msk

Distribution of Letter Grades

Exam Marks	All Students	School Year	F		C-		C		C+		B		A	
			#	%	#	%	#	%	#	%	#	%	#	%
				2014/15	5	26	8	42	2	11	3	16	1	5
	Female	2014/15	Msk	Msk	Msk	Msk	Msk	Msk	Msk	Msk	Msk	Msk	Msk	
	Male	2014/15	3	27	4	36	2	18	2	18	0	0	0	0
	Aboriginal	2014/15	5	38	5	38	1	8	2	15	0	0	0	0
	ELL	2014/15	-	-	-	-	-	-	-	-	-	-	-	
	Special Needs	2014/15	Msk	Msk	Msk	Msk	Msk	Msk	Msk	Msk	Msk	Msk	Msk	

* Data represents only those students present in the school in September and/or February of year indicated

Provincial Required Examinations - 2014/15

084 - Vancouver Island West

SCIENCE 10 - Course Marks

Course Marks	All Students	School Year	Total Gr 10 Students*	Students Assigned Course Mark	C- (pass) or Better		C+ (good) or Better	
					District		District	
					#	%	#	%
		2010/11	38	31	22	71	16	52
		2011/12	37	26	25	96	10	38
		2012/13	34	28	27	96	13	46
		2013/14	33	23	20	87	10	43
		2014/15	29	19	19	100	11	58
	Female	2010/11	19	19	15	79	10	53
		2011/12	19	14	14	100	7	50
		2012/13	14	13	13	100	8	62
		2013/14	20	15	13	87	8	53
		2014/15	14	Msk	Msk	Msk	Msk	Msk
	Male	2010/11	19	12	7	58	6	50
		2011/12	18	12	11	92	3	25
		2012/13	20	15	14	93	5	33
		2013/14	13	Msk	Msk	Msk	Msk	Msk
		2014/15	15	11	11	100	7	64
	Aboriginal	2010/11	23	16	8	50	4	25
		2011/12	21	10	10	100	1	10
		2012/13	16	Msk	Msk	Msk	Msk	Msk
		2013/14	16	Msk	Msk	Msk	Msk	Msk
		2014/15	18	13	13	100	6	46
	ELL	2010/11	7	Msk	Msk	Msk	Msk	Msk
		2011/12	4	Msk	Msk	Msk	Msk	Msk
		2012/13	6	-	-	-	-	-
		2013/14	1	-	-	-	-	-
		2014/15	1	-	-	-	-	-
	Special Needs	2010/11	7	Msk	Msk	Msk	Msk	Msk
		2011/12	6	Msk	Msk	Msk	Msk	Msk
		2012/13	4	Msk	Msk	Msk	Msk	Msk
		2013/14	7	Msk	Msk	Msk	Msk	Msk
		2014/15	9	Msk	Msk	Msk	Msk	Msk

Distribution of Letter Grades

Course Marks	All Students	School Year	F		C-		C		C+		B		A	
			#	%	#	%	#	%	#	%	#	%	#	%
				2014/15	0	0	3	16	5	26	3	16	5	26
	Female	2014/15	Msk	Msk	Msk	Msk	Msk	Msk	Msk	Msk	Msk	Msk	Msk	
	Male	2014/15	0	0	2	18	2	18	1	9	5	45	1	9
	Aboriginal	2014/15	0	0	3	23	4	31	2	15	2	15	2	15
	ELL	2014/15	-	-	-	-	-	-	-	-	-	-	-	
	Special Needs	2014/15	Msk	Msk	Msk	Msk	Msk	Msk	Msk	Msk	Msk	Msk	Msk	

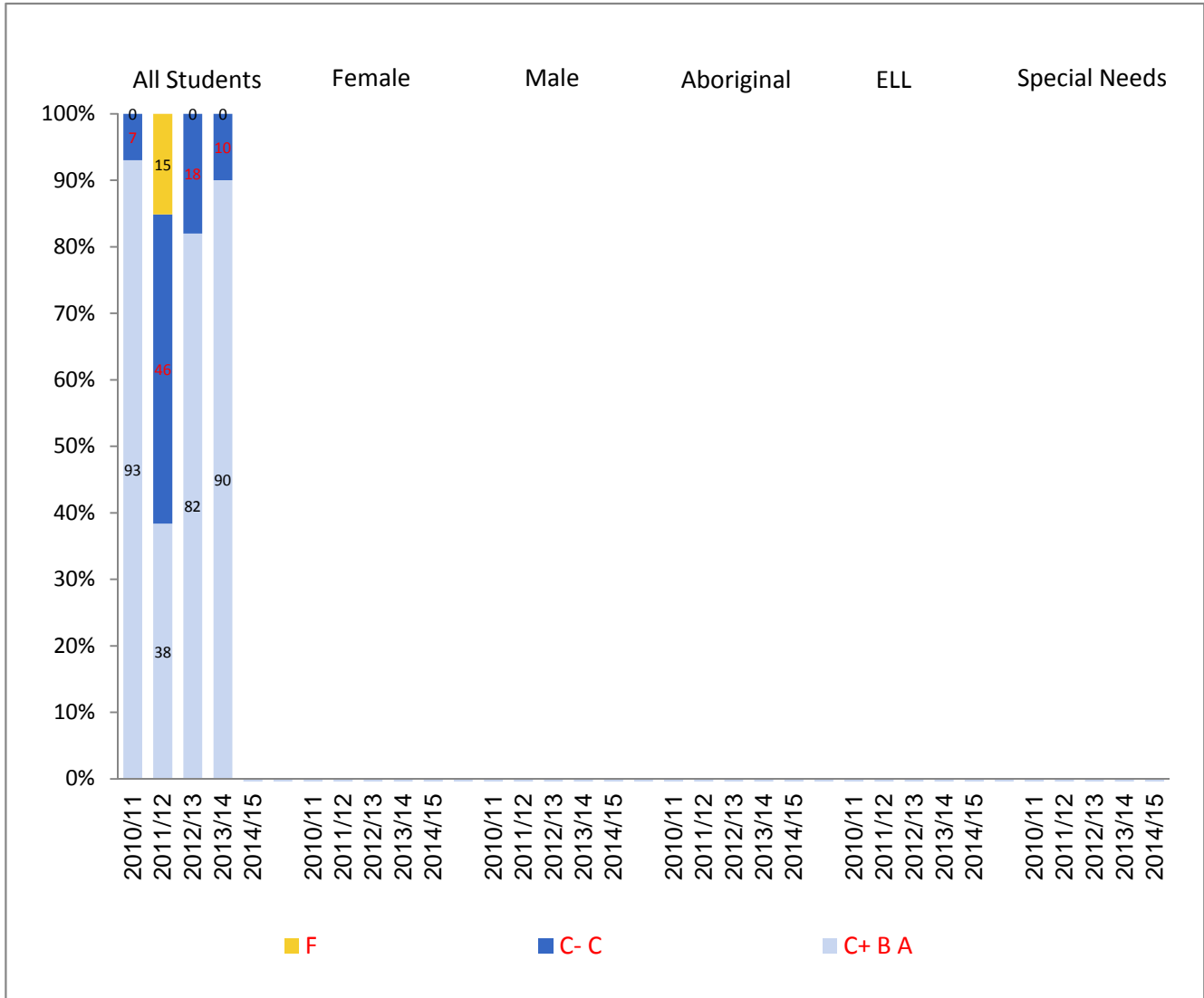
* Data represents only those students present in the school in September and/or February of year indicated

Provincial Required Examinations - 2014/15

084 - Vancouver Island West

SOCIAL STUDIES 11 - Blended Final Marks

Distribution of Letter Grades by Subpopulation* - 2010/11 - 2014/15



* Due to rounding totals may not equal 100%

Provincial Required Examinations - 2014/15

084 - Vancouver Island West

SOCIAL STUDIES 11 - Blended Final Marks

	School Year	Total Gr 11 Students*	Students Assigned Blended Final Mark		C- (pass) or Better		C+ (good) or Better	
			#	#	District		District	
					#	%	#	%
Blended Final Marks	All Students	2010/11	42	14	14	100	13	93
		2011/12	37	13	11	85	5	38
		2012/13	34	11	11	100	9	82
		2013/14	35	10	10	100	9	90
		2014/15	28	Msk	Msk	Msk	Msk	Msk
	Female	2010/11	18	Msk	Msk	Msk	Msk	Msk
		2011/12	17	Msk	Msk	Msk	Msk	Msk
		2012/13	19	Msk	Msk	Msk	Msk	Msk
		2013/14	13	Msk	Msk	Msk	Msk	Msk
		2014/15	17	Msk	Msk	Msk	Msk	Msk
	Male	2010/11	24	Msk	Msk	Msk	Msk	Msk
		2011/12	20	Msk	Msk	Msk	Msk	Msk
		2012/13	15	Msk	Msk	Msk	Msk	Msk
		2013/14	22	Msk	Msk	Msk	Msk	Msk
		2014/15	11	Msk	Msk	Msk	Msk	Msk
	Aboriginal	2010/11	23	Msk	Msk	Msk	Msk	Msk
		2011/12	23	Msk	Msk	Msk	Msk	Msk
		2012/13	17	-	-	-	-	-
		2013/14	16	Msk	Msk	Msk	Msk	Msk
		2014/15	13	Msk	Msk	Msk	Msk	Msk
ELL	2010/11	6	-	-	-	-	-	
	2011/12	6	-	-	-	-	-	
	2012/13	2	-	-	-	-	-	
	2013/14	4	-	-	-	-	-	
	2014/15	-	-	-	-	-	-	
Special Needs	2010/11	4	-	-	-	-	-	
	2011/12	9	Msk	Msk	Msk	Msk	Msk	
	2012/13	6	Msk	Msk	Msk	Msk	Msk	
	2013/14	6	-	-	-	-	-	
	2014/15	6	Msk	Msk	Msk	Msk	Msk	

														Distribution of Letter Grades					
			F		C-		C		C+		B		A						
			#	%	#	%	#	%	#	%	#	%	#	%					
Blended Final Marks	All Students	2014/15	Msk	Msk	Msk	Msk	Msk	Msk	Msk	Msk	Msk	Msk	Msk	Msk					
	Female	2014/15	Msk	Msk	Msk	Msk	Msk	Msk	Msk	Msk	Msk	Msk	Msk	Msk					
	Male	2014/15	Msk	Msk	Msk	Msk	Msk	Msk	Msk	Msk	Msk	Msk	Msk	Msk					
	Aboriginal	2014/15	Msk	Msk	Msk	Msk	Msk	Msk	Msk	Msk	Msk	Msk	Msk	Msk					
	ELL	2014/15	-	-	-	-	-	-	-	-	-	-	-	-					
	Special Needs	2014/15	Msk	Msk	Msk	Msk	Msk	Msk	Msk	Msk	Msk	Msk	Msk	Msk					

* Data represents only those students present in the school in September and/or February of year indicated

Provincial Required Examinations - 2014/15

084 - Vancouver Island West

SOCIAL STUDIES 11 - Exam Marks

Exam Marks	School Year	Total Gr 11 Students*	Students Assigned Exam Mark	C- (pass) or Better		C+ (good) or Better		
				District		District		
				#	%	#	%	
All Students	2010/11	42	14	14	100	4	29	
	2011/12	37	13	13	100	6	46	
	2012/13	34	11	9	82	5	45	
	2013/14	35	10	10	100	4	40	
	2014/15	28	Msk	Msk	Msk	Msk	Msk	
	Female	2010/11	18	Msk	Msk	Msk	Msk	Msk
		2011/12	17	Msk	Msk	Msk	Msk	Msk
		2012/13	19	Msk	Msk	Msk	Msk	Msk
		2013/14	13	Msk	Msk	Msk	Msk	Msk
		2014/15	17	Msk	Msk	Msk	Msk	Msk
	Male	2010/11	24	Msk	Msk	Msk	Msk	Msk
		2011/12	20	Msk	Msk	Msk	Msk	Msk
		2012/13	15	Msk	Msk	Msk	Msk	Msk
		2013/14	22	Msk	Msk	Msk	Msk	Msk
		2014/15	11	Msk	Msk	Msk	Msk	Msk
	Aboriginal	2010/11	23	Msk	Msk	Msk	Msk	Msk
		2011/12	23	Msk	Msk	Msk	Msk	Msk
		2012/13	17	-	-	-	-	-
		2013/14	16	Msk	Msk	Msk	Msk	Msk
		2014/15	13	Msk	Msk	Msk	Msk	Msk
ELL	2010/11	6	-	-	-	-	-	
	2011/12	6	-	-	-	-	-	
	2012/13	2	-	-	-	-	-	
	2013/14	4	-	-	-	-	-	
	2014/15	-	-	-	-	-	-	
Special Needs	2010/11	4	-	-	-	-	-	
	2011/12	9	Msk	Msk	Msk	Msk	Msk	
	2012/13	6	Msk	Msk	Msk	Msk	Msk	
	2013/14	6	-	-	-	-	-	
	2014/15	6	Msk	Msk	Msk	Msk	Msk	

Distribution of Letter Grades													
Exam Marks	School Year	F		C-		C		C+		B		A	
		#	%	#	%	#	%	#	%	#	%	#	%
All Students	2014/15	Msk	Msk	Msk	Msk	Msk	Msk	Msk	Msk	Msk	Msk	Msk	Msk
Female	2014/15	Msk	Msk	Msk	Msk	Msk	Msk	Msk	Msk	Msk	Msk	Msk	Msk
Male	2014/15	Msk	Msk	Msk	Msk	Msk	Msk	Msk	Msk	Msk	Msk	Msk	Msk
Aboriginal	2014/15	Msk	Msk	Msk	Msk	Msk	Msk	Msk	Msk	Msk	Msk	Msk	Msk
ELL	2014/15	-	-	-	-	-	-	-	-	-	-	-	-
Special Needs	2014/15	Msk	Msk	Msk	Msk	Msk	Msk	Msk	Msk	Msk	Msk	Msk	Msk

* Data represents only those students present in the school in September and/or February of year indicated

Provincial Required Examinations - 2014/15

084 - Vancouver Island West

SOCIAL STUDIES 11 - Course Marks

Course Marks	All Students	School Year	Total Gr 11 Students*	Students Assigned Course Mark	C- (pass) or Better		C+ (good) or Better	
					District		District	
					#	%	#	%
		2010/11	42	14	14	100	14	100
		2011/12	37	13	11	85	5	38
		2012/13	34	11	11	100	9	82
		2013/14	35	10	10	100	9	90
		2014/15	28	Msk	Msk	Msk	Msk	Msk
	Female	2010/11	18	Msk	Msk	Msk	Msk	Msk
		2011/12	17	Msk	Msk	Msk	Msk	Msk
		2012/13	19	Msk	Msk	Msk	Msk	Msk
		2013/14	13	Msk	Msk	Msk	Msk	Msk
		2014/15	17	Msk	Msk	Msk	Msk	Msk
	Male	2010/11	24	Msk	Msk	Msk	Msk	Msk
		2011/12	20	Msk	Msk	Msk	Msk	Msk
		2012/13	15	Msk	Msk	Msk	Msk	Msk
		2013/14	22	Msk	Msk	Msk	Msk	Msk
		2014/15	11	Msk	Msk	Msk	Msk	Msk
	Aboriginal	2010/11	23	Msk	Msk	Msk	Msk	Msk
		2011/12	23	Msk	Msk	Msk	Msk	Msk
		2012/13	17	-	-	-	-	-
		2013/14	16	Msk	Msk	Msk	Msk	Msk
		2014/15	13	Msk	Msk	Msk	Msk	Msk
	ELL	2010/11	6	-	-	-	-	-
		2011/12	6	-	-	-	-	-
		2012/13	2	-	-	-	-	-
		2013/14	4	-	-	-	-	-
		2014/15	-	-	-	-	-	-
	Special Needs	2010/11	4	-	-	-	-	-
		2011/12	9	Msk	Msk	Msk	Msk	Msk
		2012/13	6	Msk	Msk	Msk	Msk	Msk
		2013/14	6	-	-	-	-	-
		2014/15	6	Msk	Msk	Msk	Msk	Msk

Distribution of Letter Grades														
Course Marks	All Students	2014/15	F		C-		C		C+		B		A	
			#	%	#	%	#	%	#	%	#	%	#	%
		2014/15	Msk	Msk	Msk	Msk	Msk	Msk	Msk	Msk	Msk	Msk	Msk	Msk
	Female	2014/15	Msk	Msk	Msk	Msk	Msk	Msk	Msk	Msk	Msk	Msk	Msk	Msk
	Male	2014/15	Msk	Msk	Msk	Msk	Msk	Msk	Msk	Msk	Msk	Msk	Msk	Msk
	Aboriginal	2014/15	Msk	Msk	Msk	Msk	Msk	Msk	Msk	Msk	Msk	Msk	Msk	Msk
	ELL	2014/15	-	-	-	-	-	-	-	-	-	-	-	-
	Special Needs	2014/15	Msk	Msk	Msk	Msk	Msk	Msk	Msk	Msk	Msk	Msk	Msk	Msk

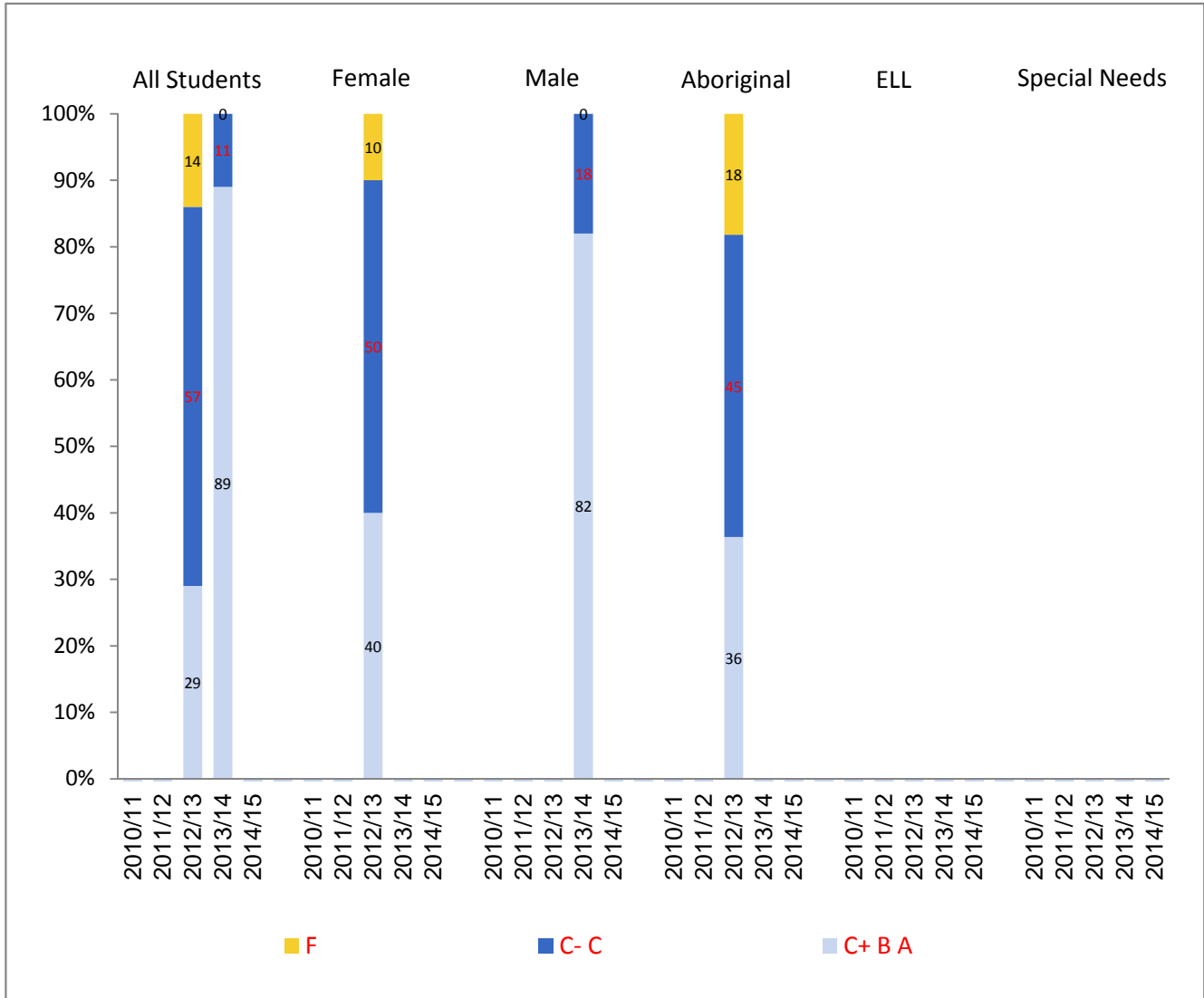
* Data represents only those students present in the school in September and/or February of year indicated

Provincial Required Examinations - 2014/15

084 - Vancouver Island West

BC FIRST NATIONS STUDIES 12 - Blended Final Marks

Distribution of Letter Grades by Subpopulation* - 2010/11 - 2014/15



* Due to rounding totals may not equal 100%

Provincial Required Examinations - 2014/15

084 - Vancouver Island West

BC FIRST NATIONS STUDIES 12 - Blended Final Marks

	School Year	Total Gr 12 Students*	Students Assigned Blended Final Mark	C- (pass) or Better		C+ (good) or Better	
				District		District	
				#	%	#	%
Blended Final Marks	All Students	2010/11	24	Msk	Msk	Msk	Msk
		2011/12	60	Msk	Msk	Msk	Msk
		2012/13	64	14	86	4	29
		2013/14	31	18	100	16	89
		2014/15	29	Msk	Msk	Msk	Msk
	Female	2010/11	14	Msk	Msk	Msk	Msk
		2011/12	31	Msk	Msk	Msk	Msk
		2012/13	33	10	90	4	40
		2013/14	20	Msk	Msk	Msk	Msk
		2014/15	16	Msk	Msk	Msk	Msk
	Male	2010/11	10	Msk	Msk	Msk	Msk
		2011/12	29	Msk	Msk	Msk	Msk
		2012/13	31	Msk	Msk	Msk	Msk
		2013/14	11	11	100	9	82
		2014/15	13	Msk	Msk	Msk	Msk
	Aboriginal	2010/11	15	Msk	Msk	Msk	Msk
		2011/12	38	Msk	Msk	Msk	Msk
		2012/13	43	11	82	4	36
		2013/14	16	Msk	Msk	Msk	Msk
		2014/15	11	Msk	Msk	Msk	Msk
ELL	2010/11	5	Msk	Msk	Msk	Msk	
	2011/12	4	Msk	Msk	Msk	Msk	
	2012/13	4	Msk	Msk	Msk	Msk	
	2013/14	1	-	-	-	-	
	2014/15	1	-	-	-	-	
Special Needs	2010/11	3	Msk	Msk	Msk	Msk	
	2011/12	1	Msk	Msk	Msk	Msk	
	2012/13	5	Msk	Msk	Msk	Msk	
	2013/14	5	Msk	Msk	Msk	Msk	
	2014/15	5	-	-	-	-	

Distribution of Letter Grades

	School Year	F		C-		C		C+		B		A	
		#	%	#	%	#	%	#	%	#	%	#	%
Blended Final Marks	All Students	2014/15	Msk	Msk	Msk	Msk	Msk	Msk	Msk	Msk	Msk	Msk	Msk
	Female	2014/15	Msk	Msk	Msk	Msk	Msk	Msk	Msk	Msk	Msk	Msk	Msk
	Male	2014/15	Msk	Msk	Msk	Msk	Msk	Msk	Msk	Msk	Msk	Msk	Msk
	Aboriginal	2014/15	Msk	Msk	Msk	Msk	Msk	Msk	Msk	Msk	Msk	Msk	Msk
	ELL	2014/15	-	-	-	-	-	-	-	-	-	-	-
	Special Needs	2014/15	-	-	-	-	-	-	-	-	-	-	-

* Data represents only those students present in the school in September and/or February of year indicated

Provincial Required Examinations - 2014/15

084 - Vancouver Island West

BC FIRST NATIONS STUDIES 12 - Exam Marks

Exam Marks	All Students	School Year	Total Gr 12 Students*	Students Assigned Exam Mark	C- (pass) or Better		C+ (good) or Better	
					District		District	
					#	%	#	%
		2010/11	24	Msk	Msk	Msk	Msk	Msk
		2011/12	60	Msk	Msk	Msk	Msk	Msk
		2012/13	64	14	9	64	1	7
		2013/14	31	18	17	94	10	56
		2014/15	29	Msk	Msk	Msk	Msk	Msk
	Female	2010/11	14	Msk	Msk	Msk	Msk	Msk
		2011/12	31	Msk	Msk	Msk	Msk	Msk
		2012/13	33	10	7	70	0	0
		2013/14	20	Msk	Msk	Msk	Msk	Msk
		2014/15	16	Msk	Msk	Msk	Msk	Msk
	Male	2010/11	10	Msk	Msk	Msk	Msk	Msk
		2011/12	29	Msk	Msk	Msk	Msk	Msk
		2012/13	31	Msk	Msk	Msk	Msk	Msk
		2013/14	11	11	10	91	5	45
		2014/15	13	Msk	Msk	Msk	Msk	Msk
	Aboriginal	2010/11	15	Msk	Msk	Msk	Msk	Msk
		2011/12	38	Msk	Msk	Msk	Msk	Msk
		2012/13	43	11	6	55	0	0
		2013/14	16	Msk	Msk	Msk	Msk	Msk
		2014/15	11	Msk	Msk	Msk	Msk	Msk
	ELL	2010/11	5	Msk	Msk	Msk	Msk	Msk
		2011/12	4	Msk	Msk	Msk	Msk	Msk
		2012/13	4	Msk	Msk	Msk	Msk	Msk
		2013/14	1	-	-	-	-	-
		2014/15	1	-	-	-	-	-
	Special Needs	2010/11	3	Msk	Msk	Msk	Msk	Msk
		2011/12	1	Msk	Msk	Msk	Msk	Msk
		2012/13	5	Msk	Msk	Msk	Msk	Msk
		2013/14	5	Msk	Msk	Msk	Msk	Msk
		2014/15	5	-	-	-	-	-

Distribution of Letter Grades

Exam Marks	All Students	2014/15	F		C-		C		C+		B		A	
			#	%	#	%	#	%	#	%	#	%	#	%
				Msk	Msk	Msk	Msk	Msk	Msk	Msk	Msk	Msk	Msk	Msk
	Female	2014/15	Msk	Msk	Msk	Msk	Msk	Msk	Msk	Msk	Msk	Msk	Msk	
	Male	2014/15	Msk	Msk	Msk	Msk	Msk	Msk	Msk	Msk	Msk	Msk	Msk	
	Aboriginal	2014/15	Msk	Msk	Msk	Msk	Msk	Msk	Msk	Msk	Msk	Msk	Msk	
	ELL	2014/15	-	-	-	-	-	-	-	-	-	-	-	
	Special Needs	2014/15	-	-	-	-	-	-	-	-	-	-	-	

* Data represents only those students present in the school in September and/or February of year indicated

Provincial Required Examinations - 2014/15

084 - Vancouver Island West

BC FIRST NATIONS STUDIES 12 - Course Marks

Course Marks	All Students	School Year	Total Gr 12 Students*	Students Assigned Course Mark	C- (pass) or Better		C+ (good) or Better	
					District		District	
					#	%	#	%
		2010/11	24	Msk	Msk	Msk	Msk	Msk
		2011/12	60	Msk	Msk	Msk	Msk	Msk
		2012/13	64	14	13	93	7	50
		2013/14	31	18	18	100	16	89
		2014/15	29	Msk	Msk	Msk	Msk	Msk
	Female	2010/11	14	Msk	Msk	Msk	Msk	Msk
		2011/12	31	Msk	Msk	Msk	Msk	Msk
		2012/13	33	10	10	100	7	70
		2013/14	20	Msk	Msk	Msk	Msk	Msk
		2014/15	16	Msk	Msk	Msk	Msk	Msk
	Male	2010/11	10	Msk	Msk	Msk	Msk	Msk
		2011/12	29	Msk	Msk	Msk	Msk	Msk
		2012/13	31	Msk	Msk	Msk	Msk	Msk
		2013/14	11	11	11	100	9	82
		2014/15	13	Msk	Msk	Msk	Msk	Msk
	Aboriginal	2010/11	15	Msk	Msk	Msk	Msk	Msk
		2011/12	38	Msk	Msk	Msk	Msk	Msk
		2012/13	43	11	10	91	6	55
		2013/14	16	Msk	Msk	Msk	Msk	Msk
		2014/15	11	Msk	Msk	Msk	Msk	Msk
	ELL	2010/11	5	Msk	Msk	Msk	Msk	Msk
		2011/12	4	Msk	Msk	Msk	Msk	Msk
		2012/13	4	Msk	Msk	Msk	Msk	Msk
		2013/14	1	-	-	-	-	-
		2014/15	1	-	-	-	-	-
	Special Needs	2010/11	3	Msk	Msk	Msk	Msk	Msk
		2011/12	1	Msk	Msk	Msk	Msk	Msk
		2012/13	5	Msk	Msk	Msk	Msk	Msk
		2013/14	5	Msk	Msk	Msk	Msk	Msk
		2014/15	5	-	-	-	-	-

Distribution of Letter Grades

Course Marks	All Students	2014/15	F		C-		C		C+		B		A	
			#	%	#	%	#	%	#	%	#	%	#	%
				Msk	Msk	Msk	Msk	Msk	Msk	Msk	Msk	Msk	Msk	Msk
	Female	2014/15	Msk	Msk	Msk	Msk	Msk	Msk	Msk	Msk	Msk	Msk	Msk	Msk
	Male	2014/15	Msk	Msk	Msk	Msk	Msk	Msk	Msk	Msk	Msk	Msk	Msk	Msk
	Aboriginal	2014/15	Msk	Msk	Msk	Msk	Msk	Msk	Msk	Msk	Msk	Msk	Msk	Msk
	ELL	2014/15	-	-	-	-	-	-	-	-	-	-	-	-
	Special Needs	2014/15	-	-	-	-	-	-	-	-	-	-	-	-

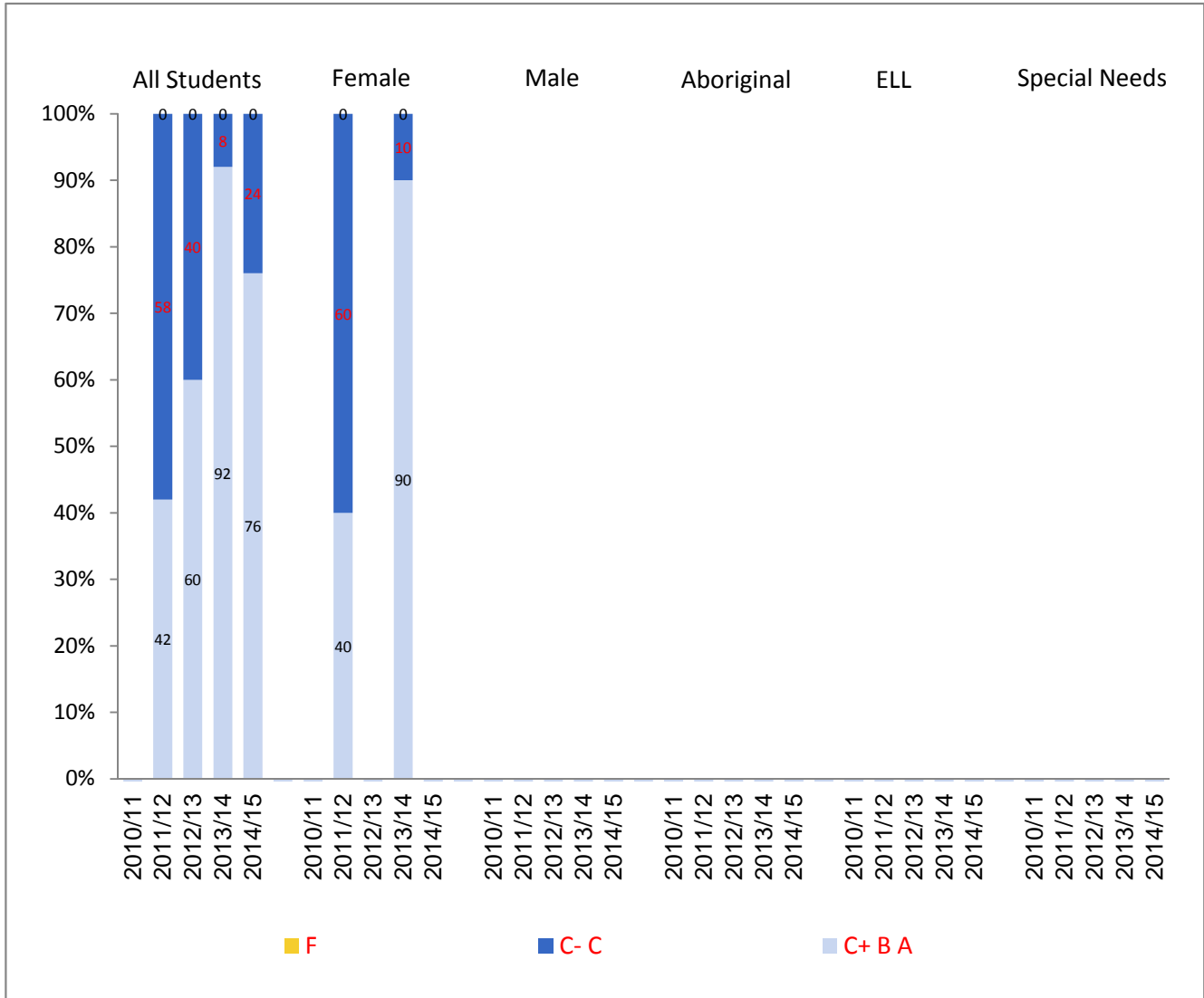
* Data represents only those students present in the school in September and/or February of year indicated

Provincial Required Examinations - 2014/15

084 - Vancouver Island West

ENGLISH 12 - Blended Final Marks

Distribution of Letter Grades by Subpopulation* - 2010/11 - 2014/15



* Due to rounding totals may not equal 100%

Provincial Required Examinations - 2014/15

084 - Vancouver Island West

ENGLISH 12 - Blended Final Marks

	School Year	Total Gr 12 Students*	Students Assigned Blended Final Mark	C- (pass) or Better		C+ (good) or Better		
				District		District		
				#	%	#	%	
Blended Final Marks	All Students	2010/11	24	Msk	Msk	Msk	Msk	
		2011/12	60	19	19	100	8	42
		2012/13	64	10	10	100	6	60
		2013/14	31	13	13	100	12	92
		2014/15	29	17	17	100	13	76
	Female	2010/11	14	Msk	Msk	Msk	Msk	Msk
		2011/12	31	10	10	100	4	40
		2012/13	33	Msk	Msk	Msk	Msk	Msk
		2013/14	20	10	10	100	9	90
		2014/15	16	Msk	Msk	Msk	Msk	Msk
	Male	2010/11	10	Msk	Msk	Msk	Msk	Msk
		2011/12	29	Msk	Msk	Msk	Msk	Msk
		2012/13	31	Msk	Msk	Msk	Msk	Msk
		2013/14	11	Msk	Msk	Msk	Msk	Msk
		2014/15	13	Msk	Msk	Msk	Msk	Msk
	Aboriginal	2010/11	15	-	-	-	-	-
		2011/12	38	Msk	Msk	Msk	Msk	Msk
		2012/13	43	Msk	Msk	Msk	Msk	Msk
		2013/14	16	Msk	Msk	Msk	Msk	Msk
		2014/15	11	Msk	Msk	Msk	Msk	Msk
ELL	2010/11	5	-	-	-	-	-	
	2011/12	4	-	-	-	-	-	
	2012/13	4	-	-	-	-	-	
	2013/14	1	-	-	-	-	-	
	2014/15	1	-	-	-	-	-	
Special Needs	2010/11	3	-	-	-	-	-	
	2011/12	1	Msk	Msk	Msk	Msk	Msk	
	2012/13	5	Msk	Msk	Msk	Msk	Msk	
	2013/14	5	Msk	Msk	Msk	Msk	Msk	
	2014/15	5	-	-	-	-	-	

		Distribution of Letter Grades												
		F		C-		C		C+		B		A		
		#	%	#	%	#	%	#	%	#	%	#	%	
Blended Final Marks	All Students	2014/15	0	0	1	6	3	18	2	12	7	41	4	24
	Female	2014/15	Msk	Msk	Msk	Msk	Msk	Msk	Msk	Msk	Msk	Msk	Msk	Msk
	Male	2014/15	Msk	Msk	Msk	Msk	Msk	Msk	Msk	Msk	Msk	Msk	Msk	Msk
	Aboriginal	2014/15	Msk	Msk	Msk	Msk	Msk	Msk	Msk	Msk	Msk	Msk	Msk	Msk
	ELL	2014/15	-	-	-	-	-	-	-	-	-	-	-	-
	Special Needs	2014/15	-	-	-	-	-	-	-	-	-	-	-	-

* Data represents only those students present in the school in September and/or February of year indicated

Provincial Required Examinations - 2014/15

084 - Vancouver Island West

ENGLISH 12 - Exam Marks

Exam Marks	All Students	School Year	Total Gr 12 Students*	Students Assigned Exam Mark	C- (pass) or Better		C+ (good) or Better	
					District		District	
					#	%	#	%
		2010/11	24	Msk	Msk	Msk	Msk	Msk
		2011/12	60	19	13	68	4	21
		2012/13	64	10	7	70	2	20
		2013/14	31	13	13	100	6	46
		2014/15	29	17	14	82	10	59
	Female	2010/11	14	Msk	Msk	Msk	Msk	Msk
		2011/12	31	10	7	70	2	20
		2012/13	33	Msk	Msk	Msk	Msk	Msk
		2013/14	20	10	10	100	5	50
		2014/15	16	Msk	Msk	Msk	Msk	Msk
	Male	2010/11	10	Msk	Msk	Msk	Msk	Msk
		2011/12	29	Msk	Msk	Msk	Msk	Msk
		2012/13	31	Msk	Msk	Msk	Msk	Msk
		2013/14	11	Msk	Msk	Msk	Msk	Msk
		2014/15	13	Msk	Msk	Msk	Msk	Msk
	Aboriginal	2010/11	15	-	-	-	-	-
		2011/12	38	Msk	Msk	Msk	Msk	Msk
		2012/13	43	Msk	Msk	Msk	Msk	Msk
		2013/14	16	Msk	Msk	Msk	Msk	Msk
		2014/15	11	Msk	Msk	Msk	Msk	Msk
	ELL	2010/11	5	-	-	-	-	-
		2011/12	4	-	-	-	-	-
		2012/13	4	-	-	-	-	-
		2013/14	1	-	-	-	-	-
		2014/15	1	-	-	-	-	-
	Special Needs	2010/11	3	-	-	-	-	-
		2011/12	1	Msk	Msk	Msk	Msk	Msk
		2012/13	5	Msk	Msk	Msk	Msk	Msk
		2013/14	5	Msk	Msk	Msk	Msk	Msk
		2014/15	5	-	-	-	-	-

Distribution of Letter Grades

Exam Marks	All Students	2014/15	F		C-		C		C+		B		A	
			#	%	#	%	#	%	#	%	#	%	#	%
					3	18	1	6	3	18	5	29	1	6
	Female	2014/15	Msk	Msk	Msk	Msk	Msk	Msk	Msk	Msk	Msk	Msk	Msk	Msk
	Male	2014/15	Msk	Msk	Msk	Msk	Msk	Msk	Msk	Msk	Msk	Msk	Msk	Msk
	Aboriginal	2014/15	Msk	Msk	Msk	Msk	Msk	Msk	Msk	Msk	Msk	Msk	Msk	Msk
	ELL	2014/15	-	-	-	-	-	-	-	-	-	-	-	-
	Special Needs	2014/15	-	-	-	-	-	-	-	-	-	-	-	-

* Data represents only those students present in the school in September and/or February of year indicated

Provincial Required Examinations - 2014/15

084 - Vancouver Island West

ENGLISH 12 - Course Marks

Course Marks	All Students	School Year	Total Gr 12 Students*	Students Assigned Course Mark	C- (pass) or Better		C+ (good) or Better	
					District		District	
					#	%	#	%
		2010/11	24	Msk	Msk	Msk	Msk	Msk
		2011/12	60	19	19	100	12	63
		2012/13	64	10	10	100	7	70
		2013/14	31	13	13	100	13	100
		2014/15	29	17	17	100	15	88
	Female	2010/11	14	Msk	Msk	Msk	Msk	Msk
		2011/12	31	10	10	100	6	60
		2012/13	33	Msk	Msk	Msk	Msk	Msk
		2013/14	20	10	10	100	10	100
		2014/15	16	Msk	Msk	Msk	Msk	Msk
	Male	2010/11	10	Msk	Msk	Msk	Msk	Msk
		2011/12	29	Msk	Msk	Msk	Msk	Msk
		2012/13	31	Msk	Msk	Msk	Msk	Msk
		2013/14	11	Msk	Msk	Msk	Msk	Msk
		2014/15	13	Msk	Msk	Msk	Msk	Msk
	Aboriginal	2010/11	15	-	-	-	-	-
		2011/12	38	Msk	Msk	Msk	Msk	Msk
		2012/13	43	Msk	Msk	Msk	Msk	Msk
		2013/14	16	Msk	Msk	Msk	Msk	Msk
		2014/15	11	Msk	Msk	Msk	Msk	Msk
	ELL	2010/11	5	-	-	-	-	-
		2011/12	4	-	-	-	-	-
		2012/13	4	-	-	-	-	-
		2013/14	1	-	-	-	-	-
		2014/15	1	-	-	-	-	-
	Special Needs	2010/11	3	-	-	-	-	-
		2011/12	1	Msk	Msk	Msk	Msk	Msk
		2012/13	5	Msk	Msk	Msk	Msk	Msk
		2013/14	5	Msk	Msk	Msk	Msk	Msk
		2014/15	5	-	-	-	-	-

Distribution of Letter Grades

Course Marks	All Students	2014/15	F		C-		C		C+		B		A	
			#	%	#	%	#	%	#	%	#	%	#	%
					2014/15	0	0	0	0	2	12	1	6	5
	Female	2014/15	Msk	Msk	Msk	Msk	Msk	Msk	Msk	Msk	Msk	Msk	Msk	Msk
	Male	2014/15	Msk	Msk	Msk	Msk	Msk	Msk	Msk	Msk	Msk	Msk	Msk	
	Aboriginal	2014/15	Msk	Msk	Msk	Msk	Msk	Msk	Msk	Msk	Msk	Msk	Msk	
	ELL	2014/15	-	-	-	-	-	-	-	-	-	-	-	
	Special Needs	2014/15	-	-	-	-	-	-	-	-	-	-	-	

* Data represents only those students present in the school in September and/or February of year indicated