
Province - Class Size Report

Introduction

Class size refers to the number of students assigned to a class. Class Composition is dependent on the nature and number of students (e.g. students with special needs) assigned to a class. Teacher workload and student conditions are dependent on class size and class composition. Principals are responsible for organizing classes within a school in consultation with teachers.

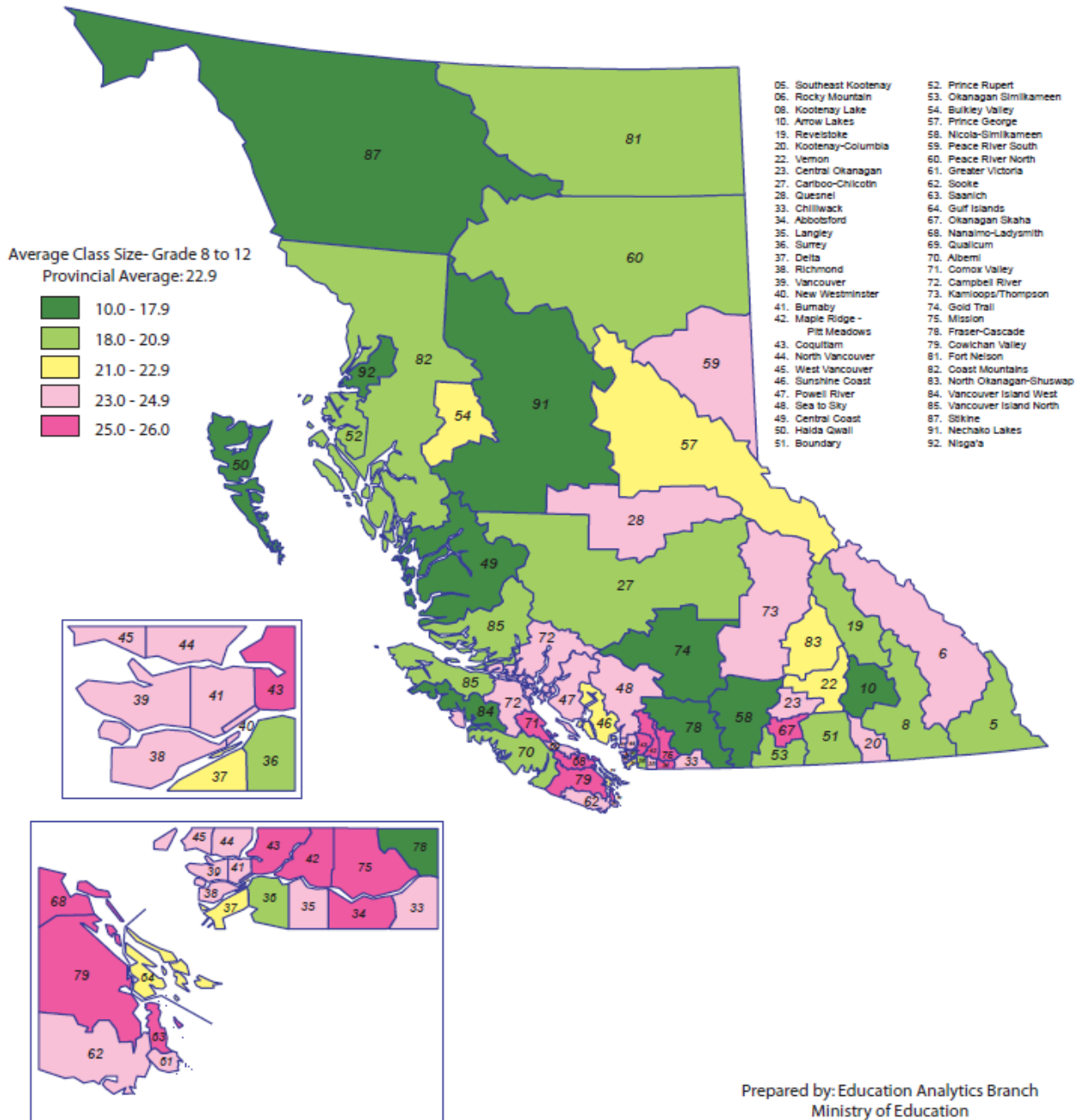
B.C.'s legislated limits on class size have continued to generate public interest. For 2016-17, all class size averages were below the legislated limits (student cap), which are outlined, along with the Provincial average, below:

- Kindergarten - 22 student cap - 19.1 average class size
- Grade 1 to 3 - 24 student cap - 20.4 average class size
- Grade 4 to 7 - 30 student cap - 24.5 average class size
- Grade 8 to 12 - 30 student cap - 22.9 average class size

There are 70,620 classes in BC Public Schools in 2016-17. Only 1,385 of them have more than 30 students. Over 21,000 of the classes have assigned education assistants.

BRITISH COLUMBIA

Average Class Size - Grade 8 to 12, 2016/17



Prepared by: Education Analytics Branch
Ministry of Education

Overview of Class Size and Composition in British Columbia Public Schools 2016/17

Provincial Overview

These class size data are current as of October 31, 2016 and have been verified by school districts.

PLEASE NOTE

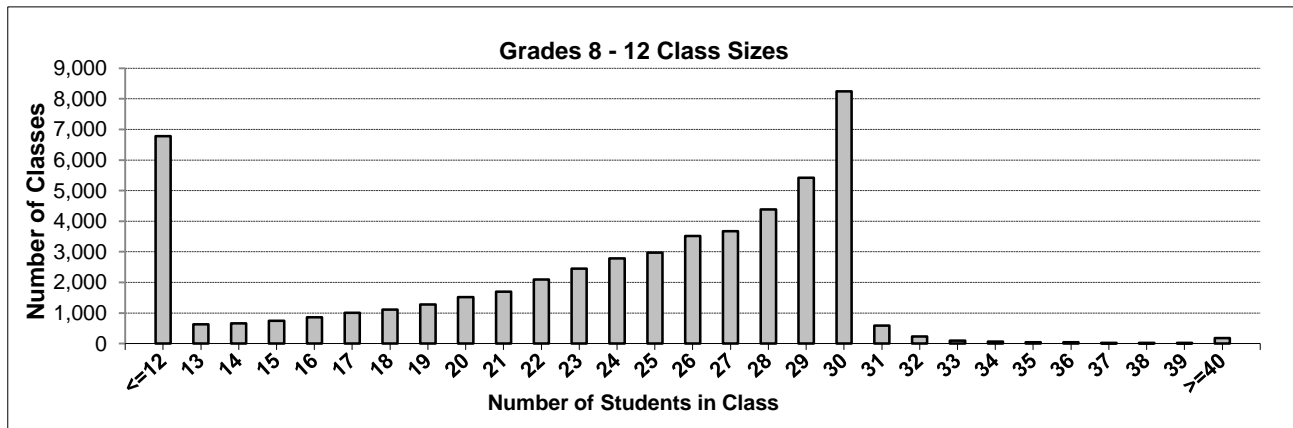
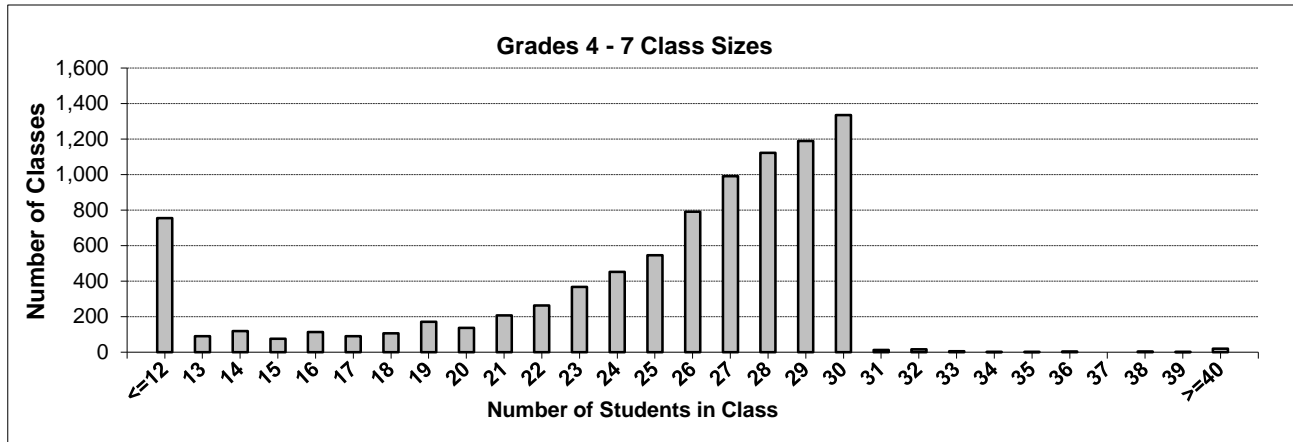
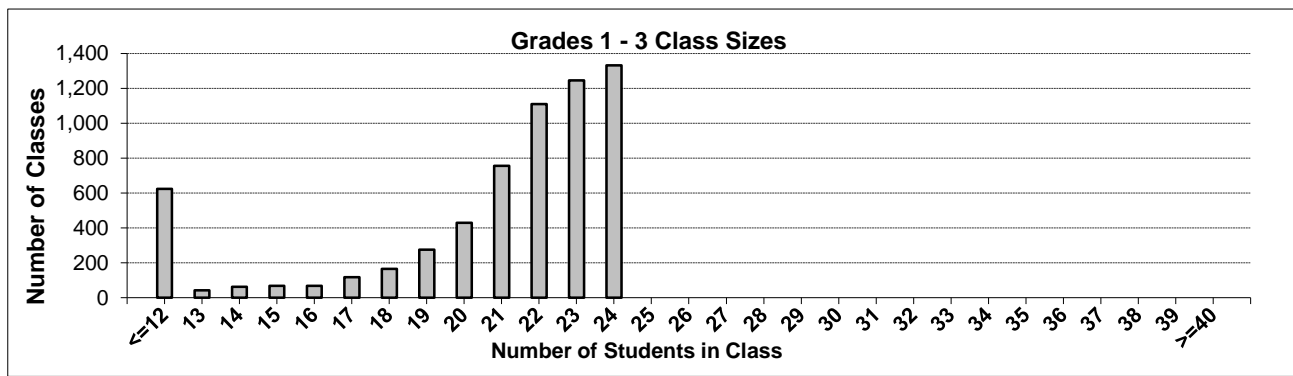
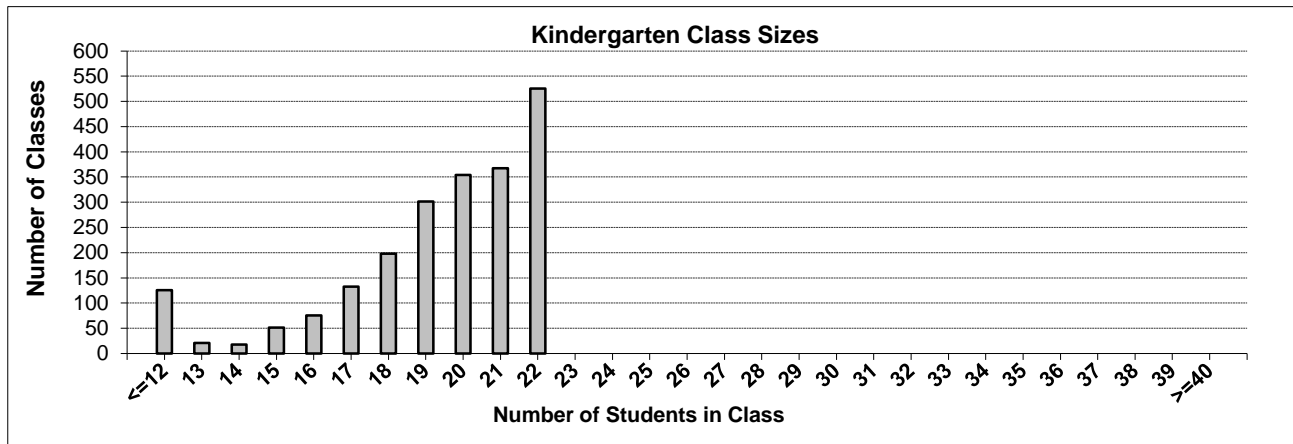
The Ministry makes small and continuous improvements to the quality of its data. Sometimes these changes result in differences from previously published reports. The data in this report are the most accurate data available at time of publication.

Ministry reports are available at <http://www.bced.gov.bc.ca/reporting/>

Contact the Analysis and Reporting Unit at educ.reportingunit@gov.bc.ca

Province - Average Class Size

Source: Class size data collection (as of October 31) from BC public schools.



Province - Average Class Size

Source: Class size data collection (as of October 31) from BC public schools.

Province - Average Class Size	Kindergarten	Grade 1 - 3	Grade 4 - 7	Grade 8 - 12
	19.1	20.4	24.5	22.9

Number of Reported Classes with Assigned Education Assistants	21,153
---	--------

Number of Reported Schools in Province	1,367
--	-------

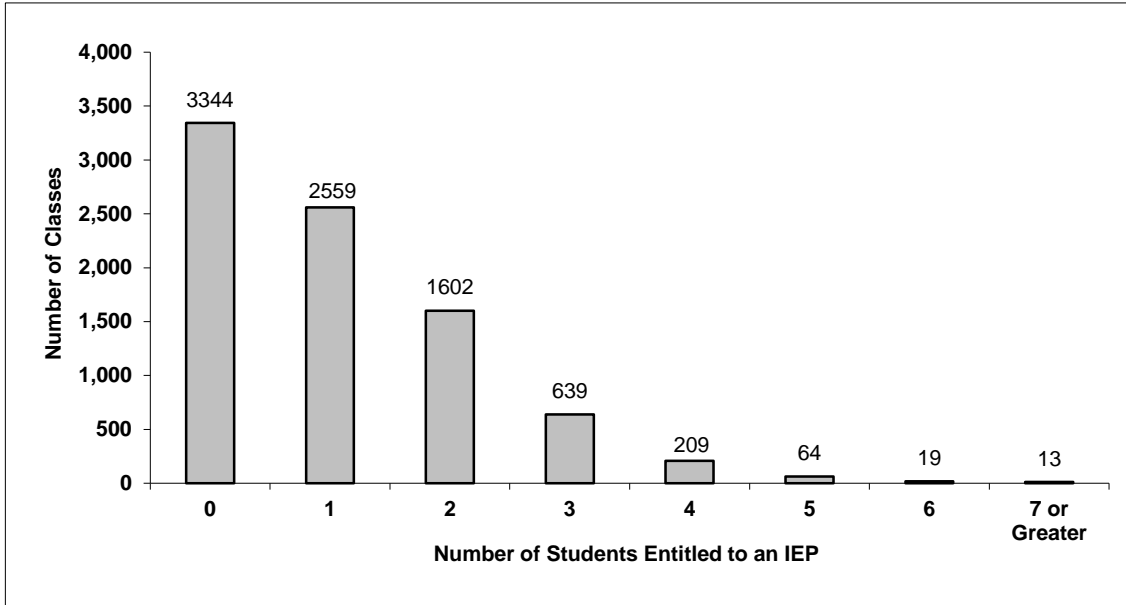
Number of Reported Classes in Province	70,620
--	--------

Number of Reported Classes in Province with more than 30 students	1,385
---	-------

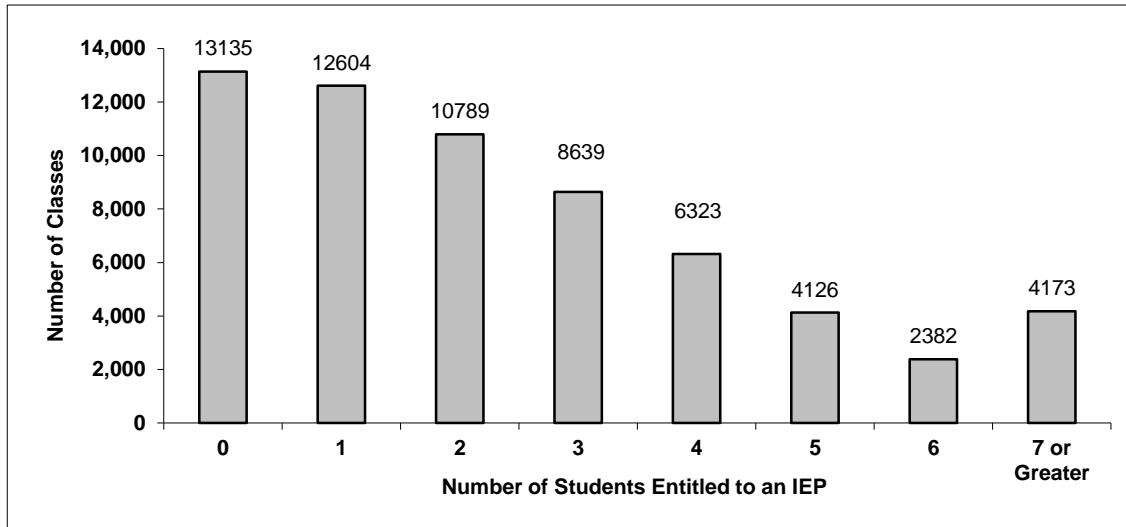
Province - Students Entitled to an Individual Education Plan (IEP)

Source: Class size data collection (as of October 31) from BC public schools.

Grades K-3 - Number of Classes in Province with 'X' Number of Students Entitled to an IEP



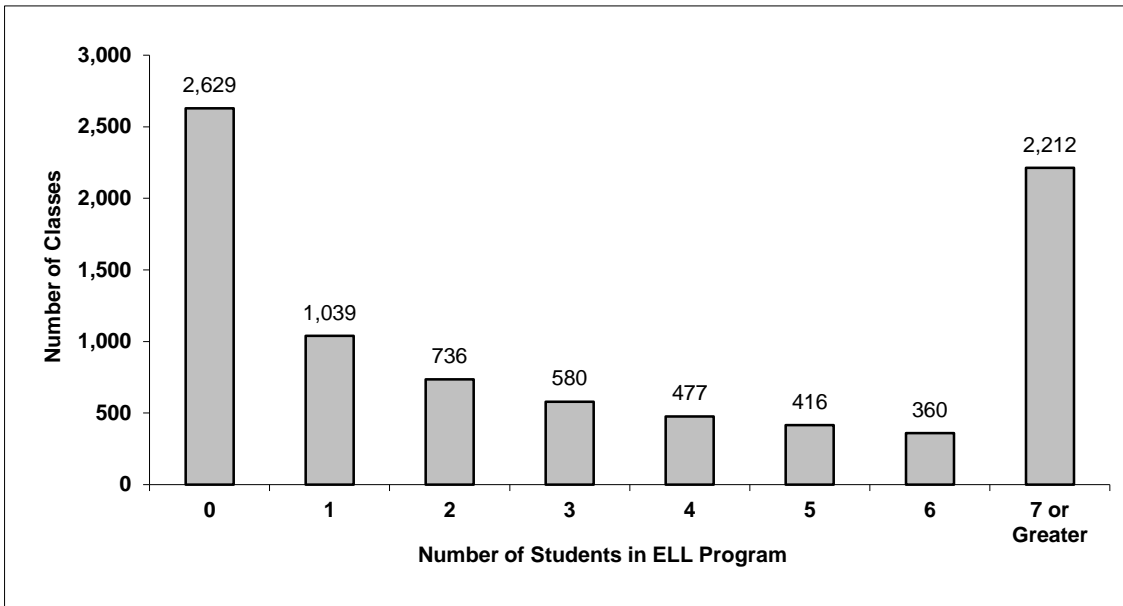
Grades 4-12 - Number of Classes in Province with 'X' Number of Students Entitled to an IEP



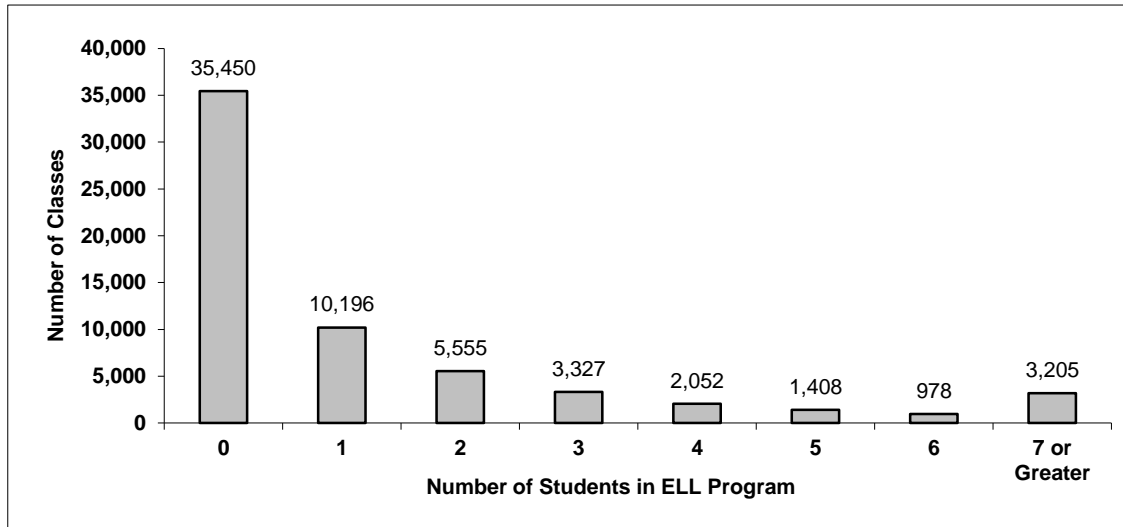
Province - English Language Learners (ELL)

Source: Class size data collection (as of October 31) from BC public schools.

Grades K-3 - Number of Classes in Province with 'X' Number of ELL



Grades 4-12 - Number of Classes in Province with 'X' Number of ELL



Province - Average Class Size by School District

Source: Class size data collection (as of October 31) from BC public schools.

	District	Kindergarten	Grade 1 - 3	Grade 4 - 7	Grade 8 - 12
005	Southeast Kootenay	17.8	21.7	23.7	20.8
006	Rocky Mountain	19.0	21.8	25.6	23.7
008	Kootenay Lake	17.5	18.4	19.7	20.1
010	Arrow Lakes	9.3	11.1	12.7	10.7
019	Revelstoke	18.8	21.0	23.7	18.5
020	Kootenay-Columbia	20.2	21.7	26.7	24.1
022	Vernon	19.5	22.1	26.5	21.6
023	Central Okanagan	20.9	23.0	27.3	23.7
027	Cariboo-Chilcotin	17.8	18.5	21.1	20.3
028	Quesnel	19.8	21.3	25.8	23.6
033	Chilliwack	19.1	21.8	25.9	24.7
034	Abbotsford	20.6	22.6	28.1	25.5
035	Langley	21.1	22.8	28.1	23.9
036	Surrey	19.6	22.0	27.2	20.2
037	Delta	19.5	22.2	27.1	21.8
038	Richmond	16.1	12.1	14.4	23.7
039	Vancouver	19.5	21.5	26.5	23.9
040	New Westminster	21.2	22.8	26.7	24.4
041	Burnaby	19.2	21.1	26.1	24.6
042	Maple Ridge-Pitt Meadows	19.9	22.0	26.9	25.9
043	Coquitlam	20.2	22.2	28.3	26.0
044	North Vancouver	19.4	21.7	26.5	23.7
045	West Vancouver	19.0	21.6	27.5	24.8
046	Sunshine Coast	18.6	20.9	22.6	21.6
047	Powell River	18.3	22.4	26.3	23.1
048	Sea to Sky	20.8	22.1	25.8	24.8
049	Central Coast	18.9	14.9	19.4	10.1
050	Haida Gwaii	16.5	15.4	17.5	12.7
051	Boundary	19.6	20.3	21.2	19.8
052	Prince Rupert	17.7	19.7	20.3	20.3
053	Okanagan Similkameen	20.7	22.2	26.7	20.0
054	Bulkley Valley	18.8	22.1	24.1	22.8
057	Prince George	19.4	21.5	26.6	22.2
058	Nicola-Similkameen	18.0	20.0	24.8	16.8
059	Peace River South	18.4	19.8	22.9	24.7
060	Peace River North	19.3	19.5	22.7	20.8
061	Greater Victoria	19.9	21.4	25.9	23.5
062	Sooke	20.0	22.7	27.8	24.1
063	Saanich	20.3	22.1	28.3	25.7
064	Gulf Islands	19.5	20.7	23.6	22.1
067	Okanagan Skaha	18.8	21.7	25.5	25.7
068	Nanaimo-Ladysmith	20.3	22.6	27.7	25.8
069	Qualicum	19.4	21.8	25.7	23.7
070	Alberni	20.9	21.7	27.2	20.5
071	Comox Valley	20.9	22.8	26.4	25.4
072	Campbell River	20.0	22.6	25.7	23.5
073	Kamloops/Thompson	20.1	22.2	27.3	23.8
074	Gold Trail	18.0	18.5	21.1	15.0
075	Mission	20.4	22.4	27.3	26.0
078	Fraser-Cascade	16.8	14.9	18.0	13.7
079	Cowichan Valley	20.8	22.7	28.1	25.5
081	Fort Nelson	21.6	22.9	25.2	20.6
082	Coast Mountains	15.2	16.3	22.0	19.4
083	North Okanagan-Shuswap	19.9	22.2	27.4	21.5
084	Vancouver Island West	14.9	12.9	10.5	10.7
085	Vancouver Island North	16.2	20.2	22.8	20.6
087	Stikine	8.7	10.0	11.1	13.4
091	Nechako Lakes	17.6	20.3	24.2	17.7
092	Nisga'a	6.6	9.1	7.0	10.7
093	Conseil scolaire francophone	18.1	19.9	20.2	16.2
	Provincial Average	19.1	20.4	24.5	22.9

Glossary

Term	Definition / Notes
English Language Learners (ELL)	<ul style="list-style-type: none">• A program offered to students whose primary language(s) is/are other than English, and who may require additional services.
Grade	<ul style="list-style-type: none">• The assigned grade of a student on October 31.
K	<ul style="list-style-type: none">• Kindergarten
Number of Students	<ul style="list-style-type: none">• Student population is calculated by headcount.
Student	<ul style="list-style-type: none">• A person enrolled in a BC school. Student populations are calculated by headcount. Students include all adult and school-aged persons who are working toward a certificate of graduation.
Student Entitled to an Individual Education Plan	<ul style="list-style-type: none">• A student for whom an Individual Education Plan (IEP) must be designed under the Individual Education Plan order, Ministerial Order 638/95.