

Overview of Class Size and Composition in British Columbia Public Schools 2015/16

School District 069 Qualicum

These class size data are current as of October 31, 2015 and have been verified by school districts.

PLEASE NOTE

The Ministry makes small and continuous improvements to the quality of its data. Sometimes these changes result in differences from previously published reports. The data in this report are the most accurate data available at time of publication.

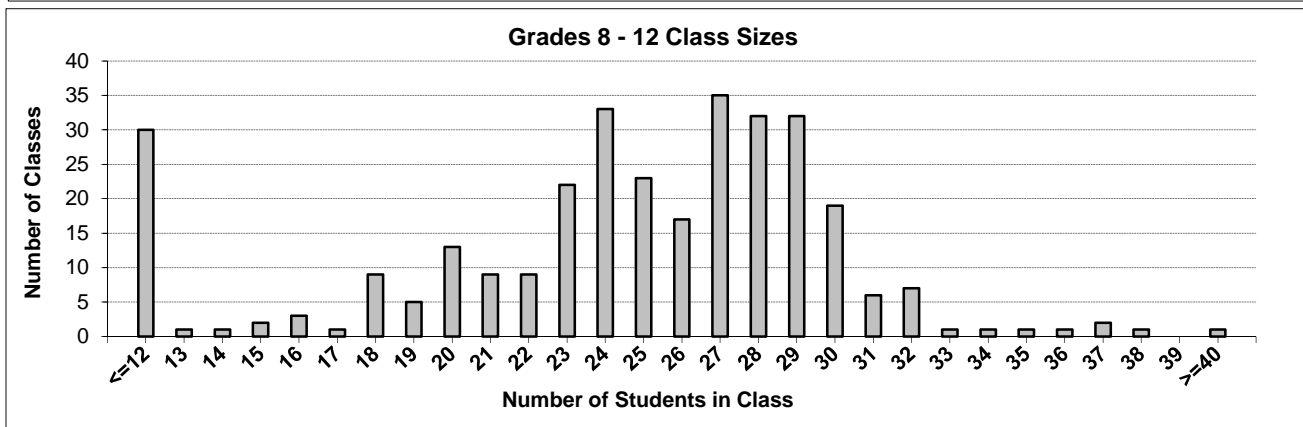
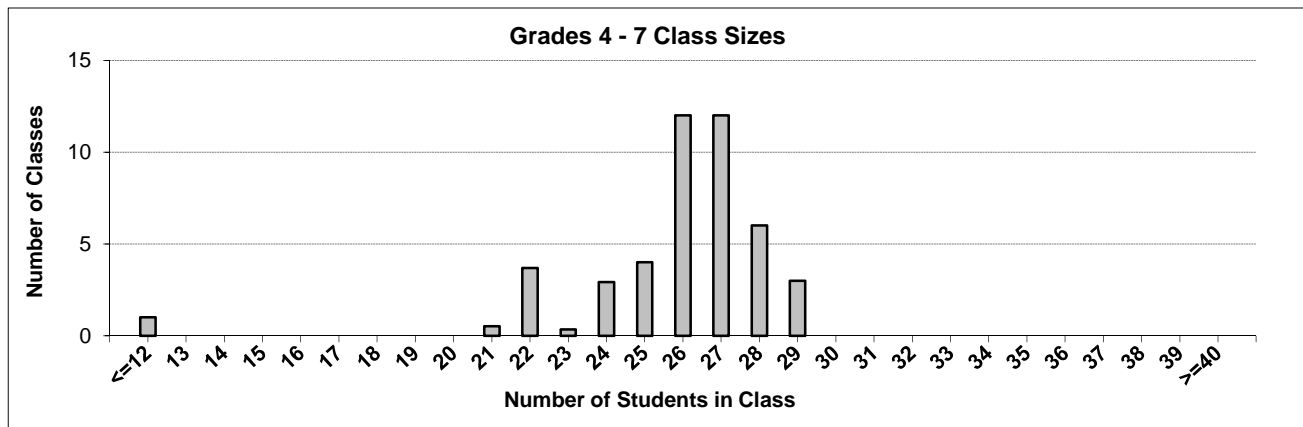
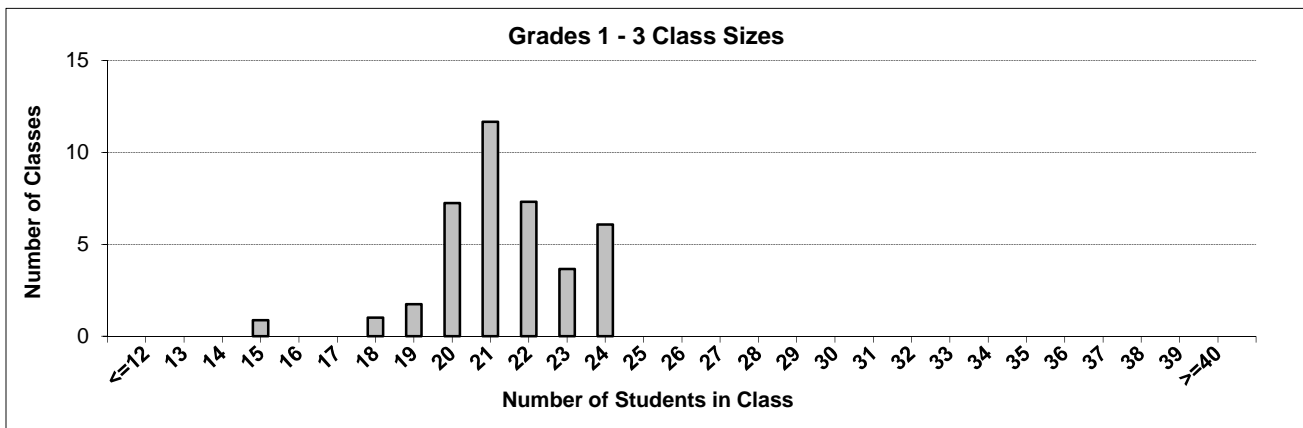
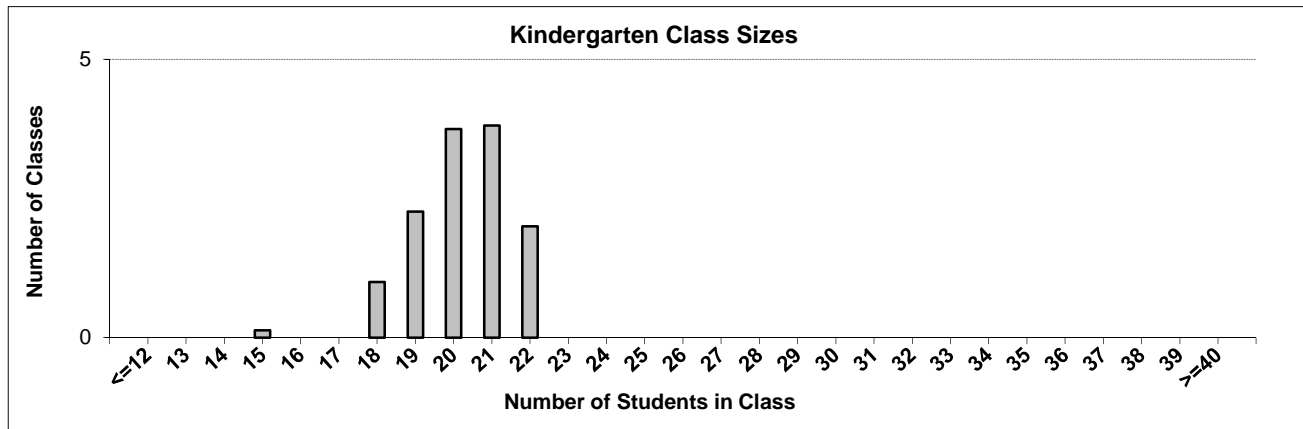
Ministry reports are available at <http://www.bced.gov.bc.ca/reporting/>

Contact the Analysis and Reporting Unit at educ.reportingunit@gov.bc.ca

District Class Sizes

069 Qualicum

Source: Class size data collection (as of October 31) from BC public schools.



District - Average Class Size

069 Qualicum

Source: Class size data collection (as of October 31) from BC public schools.

District - Average Class Size	Kindergarten	Grade 1 - 3	Grade 4 - 7	Grade 8 - 12
	20.2	21.4	25.7	23.9

Province - Average Class Size	Kindergarten	Grade 1 - 3	Grade 4 - 7	Grade 8 - 12
	19.7	21.8	26.0	23.4

Number of Reported Classes with Assigned Education Assistants	167
---	-----

Number of Reported Schools in District	10
--	----

Number of Reported Classes in District	415
--	-----

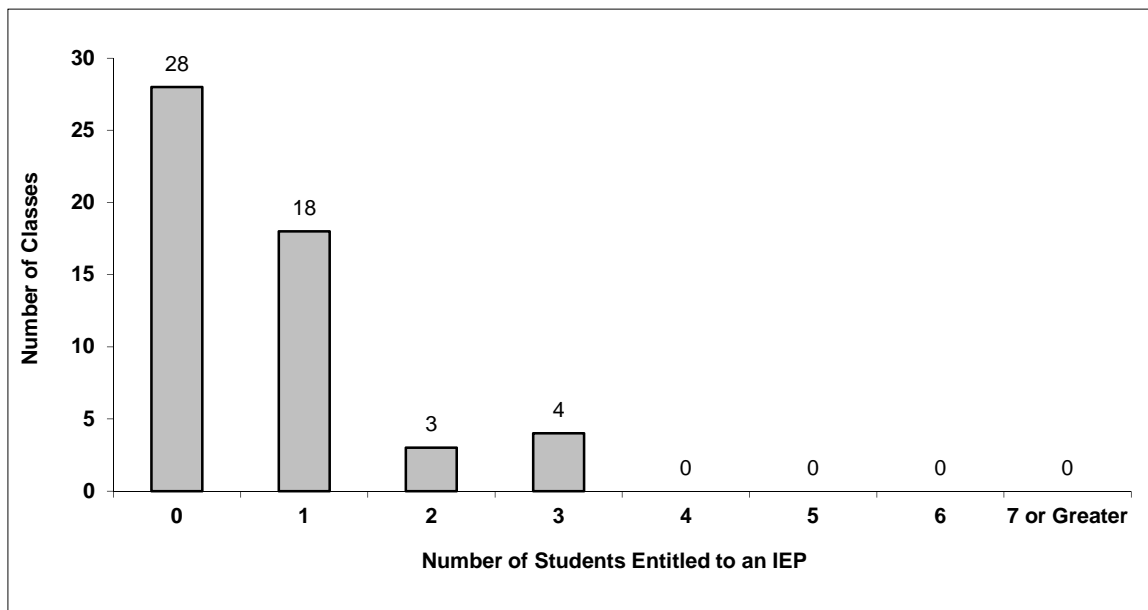
Number of Reported Classes in District with more than 30 Students	21
---	----

District - Students Entitled to an Individual Education Plan (IEP)

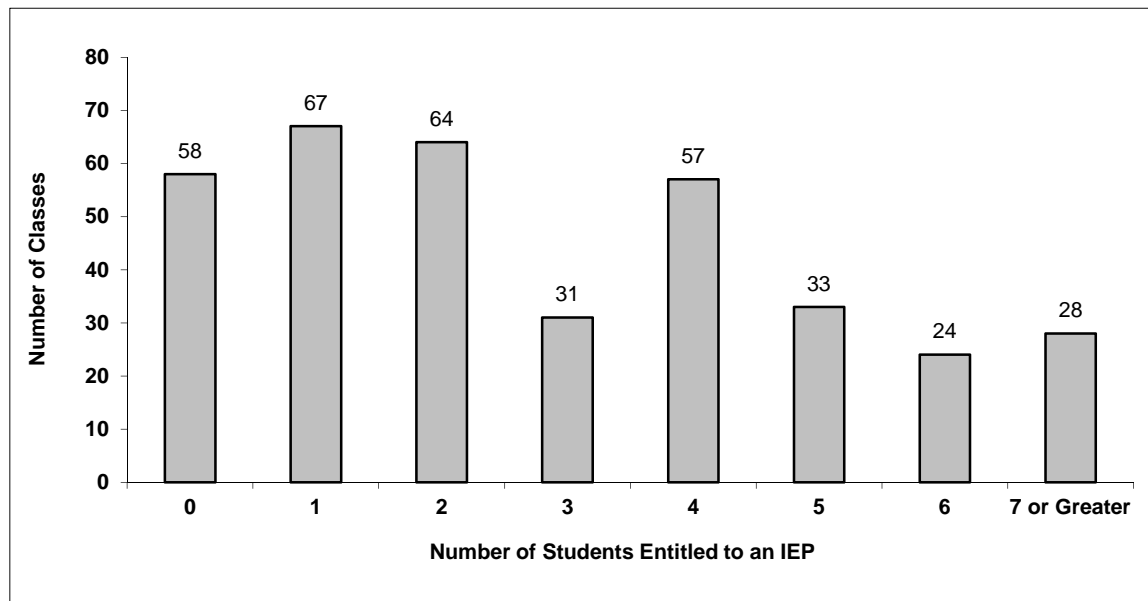
069 Qualicum

Source: Class size data collection (as of October 31) from BC public schools.

Grades K-3 - Number of Classes in District with 'X' Number of Students Entitled to an IEP



Grades 4-12 - Number of Classes in District with 'X' Number of Students Entitled to an IEP

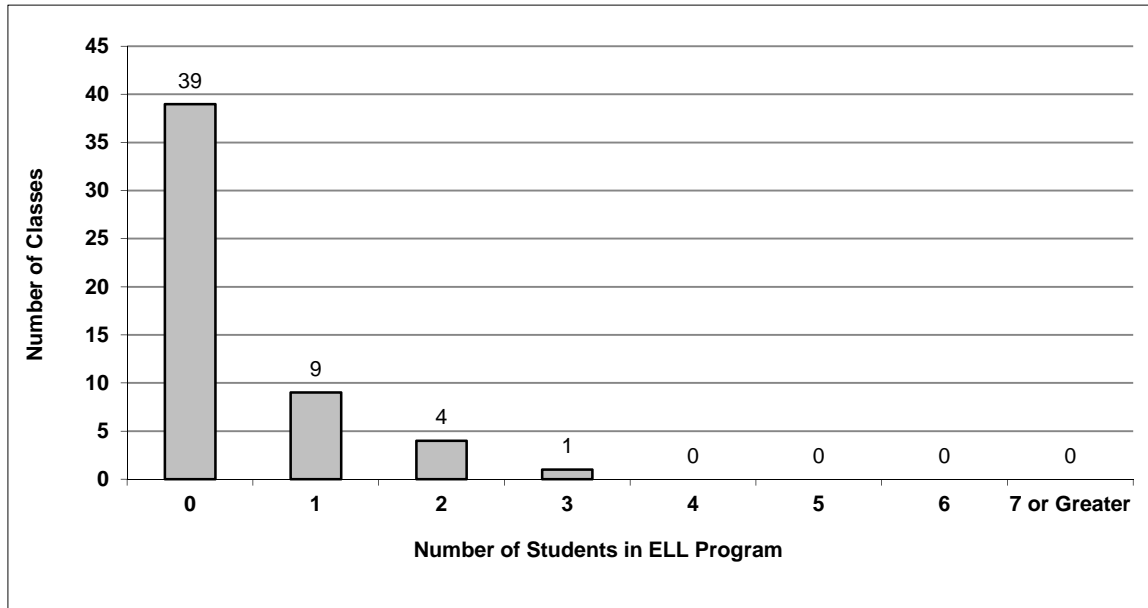


District - English Language Learners (ELL)

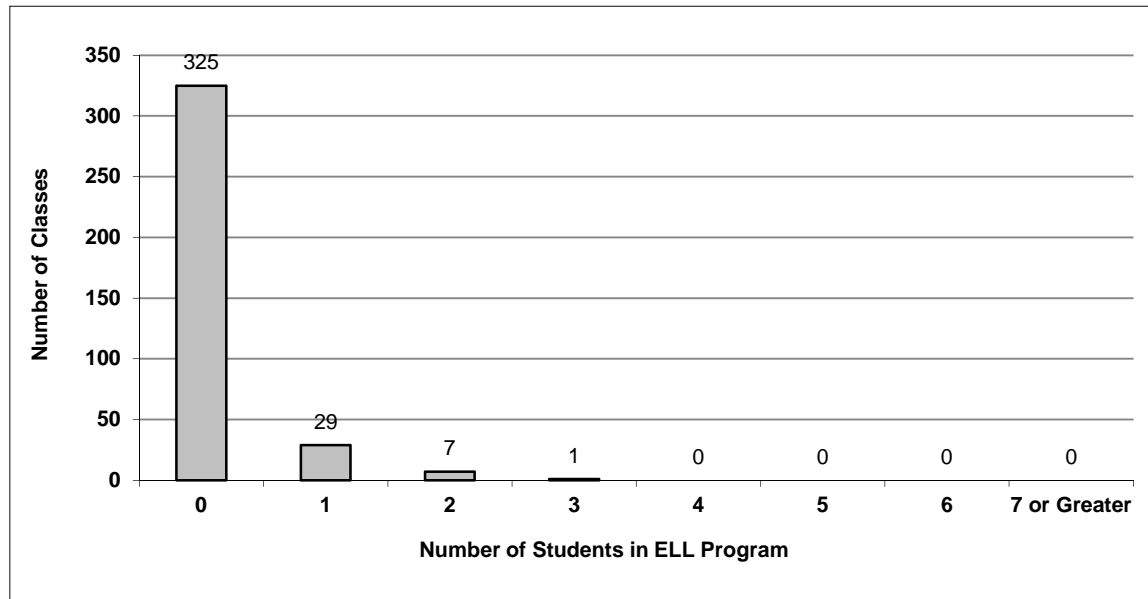
069 Qualicum

Source: Class size data collection (as of October 31) from BC public schools.

Grades K-3 - Number of Classes in District with 'X' Number of ELL



Grades 4-12 - Number of Classes in District with 'X' Number of ELL



069 Qualicum - Average Class Size by School

Source: Class size data collection (as of October 31) from BC public schools.

Ministry Code	School Name	Kindergarten	Grade 1 - 3	Grade 4 - 7	Grade 8 - 12
06969020	Arrowview Elementary	21.0	22.5	27.2	-
06969015	Bowser Elementary	18.5	21.4	26.4	-
06969012	Ecole Secondaire Ballenas Secondary	-	-	-	24.3
06969021	Errington Elementary	20.0	21.5	25.1	-
06969016	False Bay School	15.0	15.0	7.0	-
06969014	Kwalikum Secondary	-	-	-	23.3
06969018	Nanoose Bay Elementary	21.0	21.6	25.2	-
06969023	Oceanside Elementary	20.7	20.6	26.5	-
06969006	Qualicum Beach Elementary	21.4	21.1	25.0	-
06969025	Springwood Elementary	19.4	22.1	27.2	-

Glossary

Term	Definition / Notes
English Language Learners (ELL)	<ul style="list-style-type: none">• A program offered to students whose primary language(s) is/are other than English, and who may require additional services.
Grade	<ul style="list-style-type: none">• The assigned grade of a student on October 31.
K	<ul style="list-style-type: none">• Kindergarten
Number of Students	<ul style="list-style-type: none">• Student population is calculated by headcount.
Student	<ul style="list-style-type: none">• A person enrolled in a BC school. Student populations are calculated by headcount. Students include all adult and school-aged persons who are working toward a certificate of graduation.
Student Entitled to an Individual Education Plan	<ul style="list-style-type: none">• A student for whom an Individual Education Plan (IEP) must be designed under the Individual Education Plan order, Ministerial Order 638/95.