

Overview of Class Size and Composition in British Columbia Public Schools 2015/16

School District 057 Prince George

These class size data are current as of October 31, 2015 and have been verified by school districts.



Ministry of
Education

December 2015
Analysis and Reporting Unit

PLEASE NOTE

The Ministry makes small and continuous improvements to the quality of its data. Sometimes these changes result in differences from previously published reports. The data in this report are the most accurate data available at time of publication.

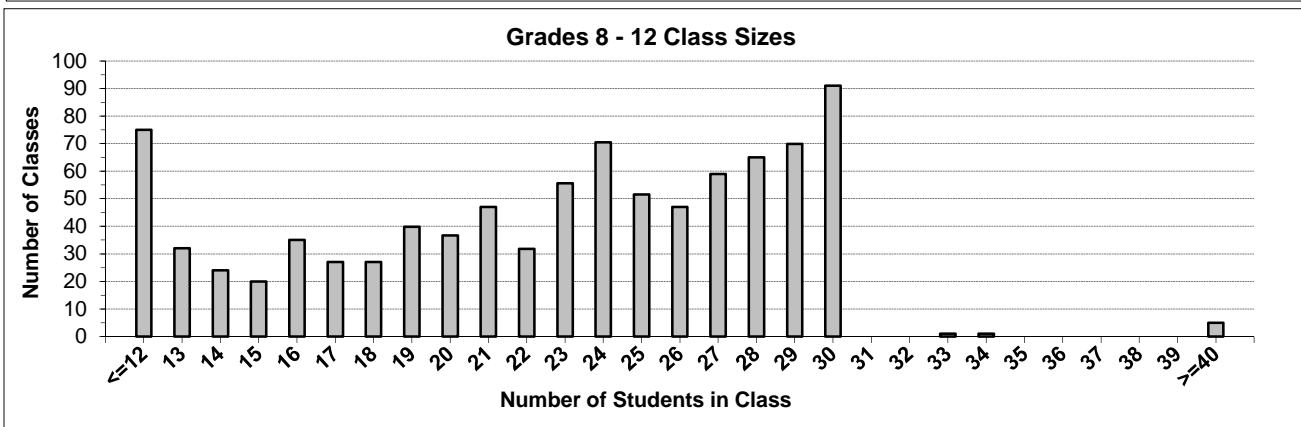
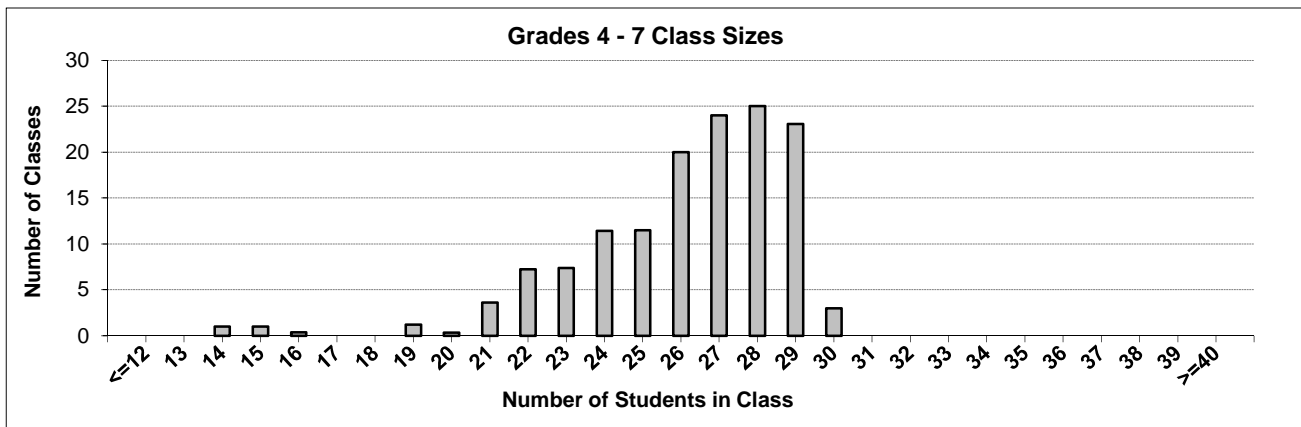
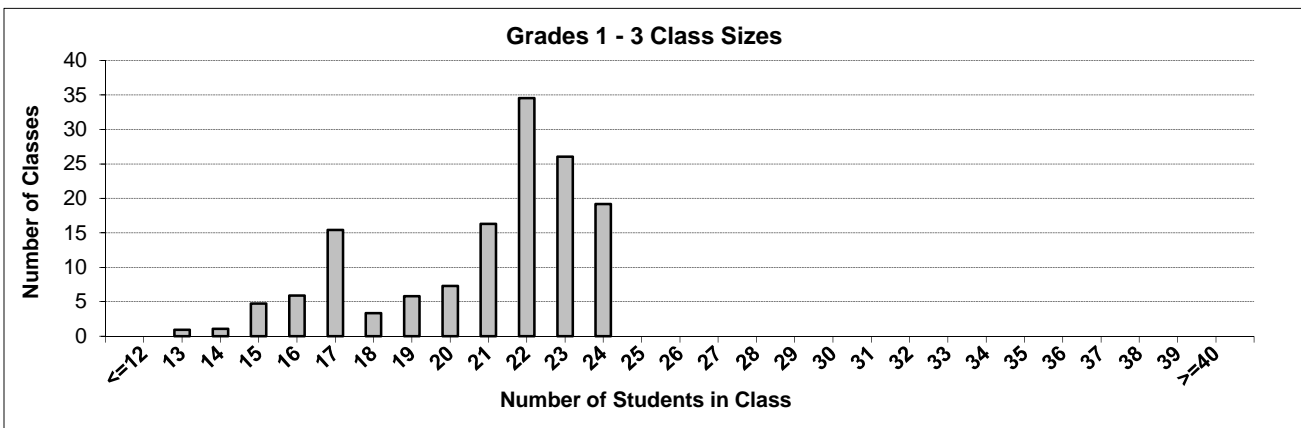
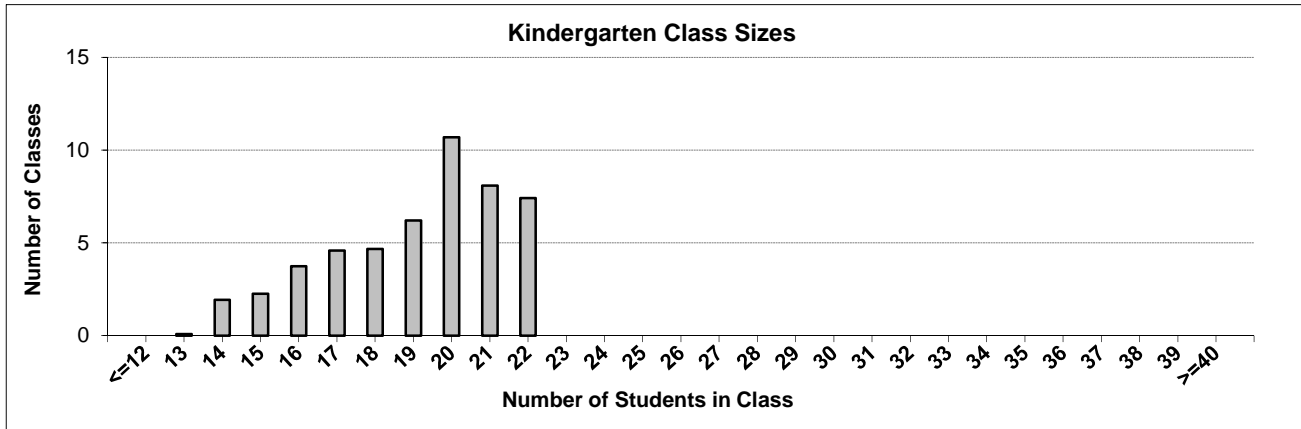
Ministry reports are available at <http://www.bced.gov.bc.ca/reporting/>

Contact the Analysis and Reporting Unit at educ.reportingunit@gov.bc.ca

District Class Sizes

057 Prince George

Source: Class size data collection (as of October 31) from BC public schools.



District - Average Class Size

057 Prince George

Source: Class size data collection (as of October 31) from BC public schools.

District - Average Class Size	Kindergarten	Grade 1 - 3	Grade 4 - 7	Grade 8 - 12
	19.1	20.9	26.1	22.4

Province - Average Class Size	Kindergarten	Grade 1 - 3	Grade 4 - 7	Grade 8 - 12
	19.7	21.8	26.0	23.4

Number of Reported Classes with Assigned Education Assistants	545
---	-----

Number of Reported Schools in District	39
--	----

Number of Reported Classes in District	1,242
--	-------

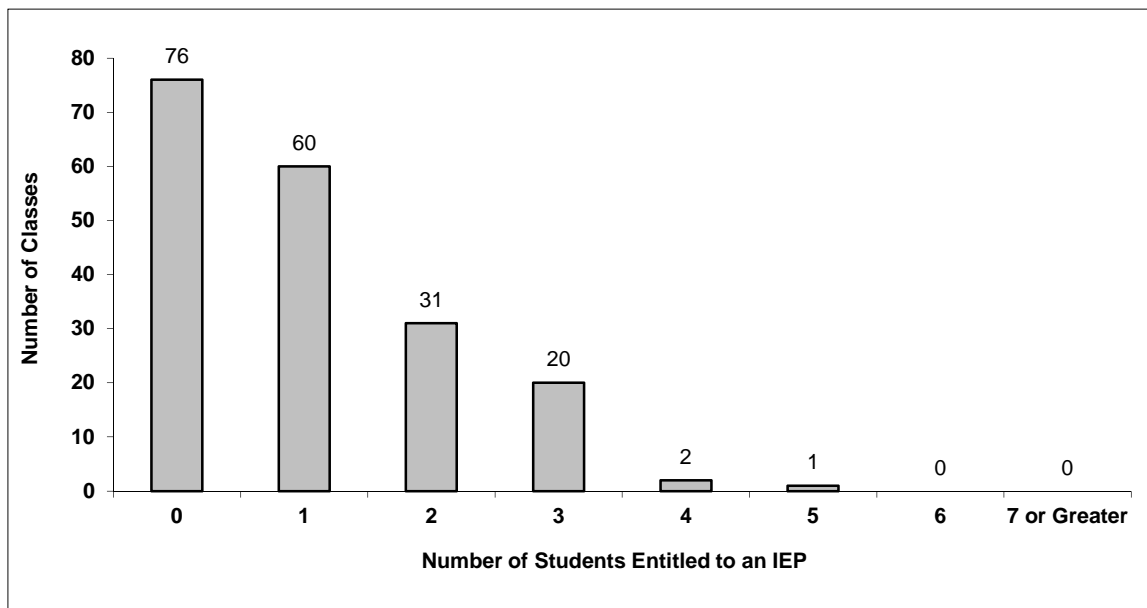
Number of Reported Classes in District with more than 30 Students	7
---	---

District - Students Entitled to an Individual Education Plan (IEP)

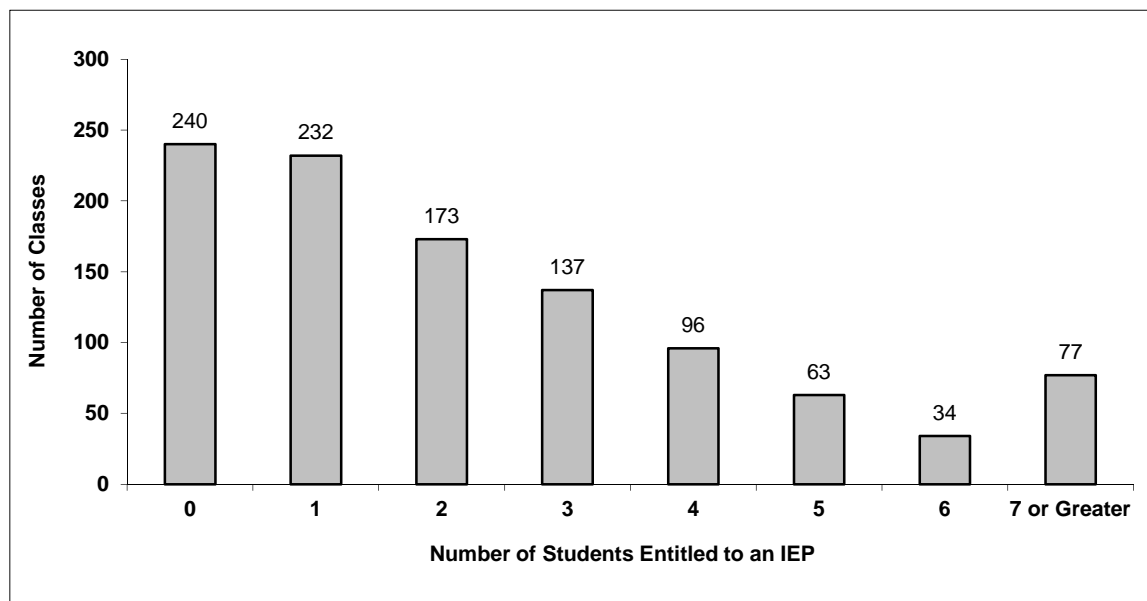
057 Prince George

Source: Class size data collection (as of October 31) from BC public schools.

Grades K-3 - Number of Classes in District with 'X' Number of Students Entitled to an IEP



Grades 4-12 - Number of Classes in District with 'X' Number of Students Entitled to an IEP

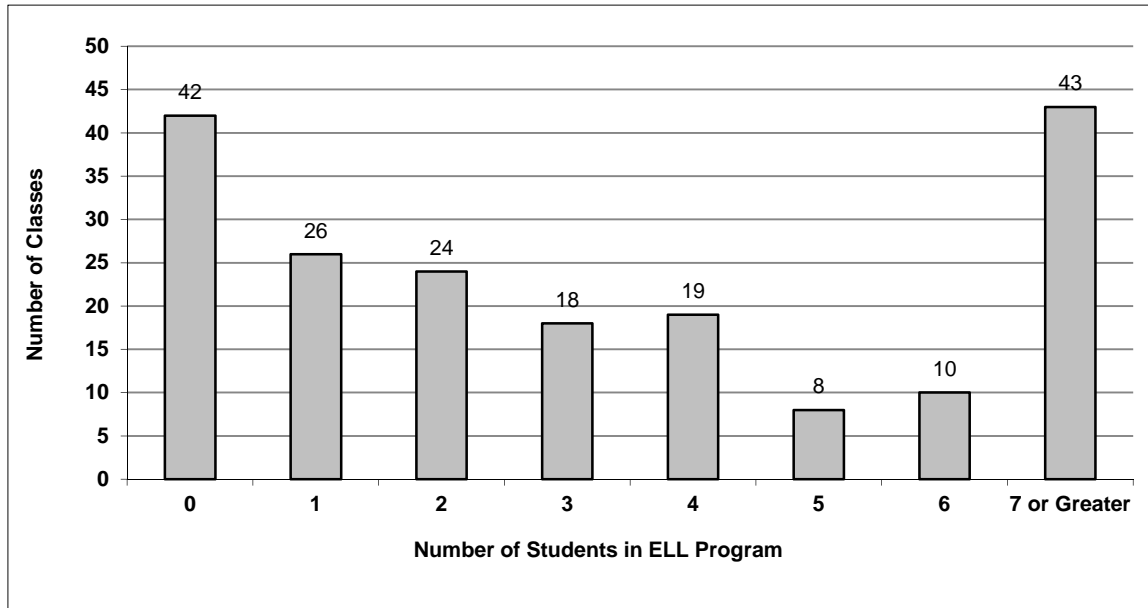


District - English Language Learners (ELL)

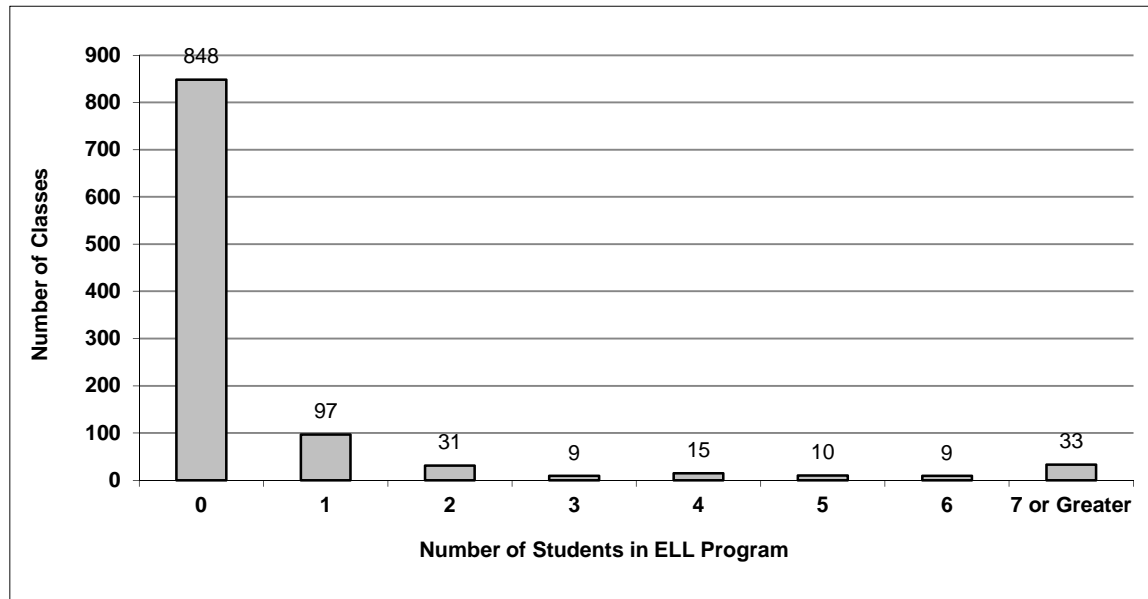
057 Prince George

Source: Class size data collection (as of October 31) from BC public schools.

Grades K-3 - Number of Classes in District with 'X' Number of ELL



Grades 4-12 - Number of Classes in District with 'X' Number of ELL



057 Prince George - Average Class Size by School

Source: Class size data collection (as of October 31) from BC public schools.

Ministry Code	School Name	Kindergarten	Grade 1 - 3	Grade 4 - 7	Grade 8 - 12
05757057	Beaverly Elementary	20.3	22.3	27.1	-
05757064	Blackburn Elementary	19.4	21.5	24.9	-
05757007	Buckhorn Elementary	20.0	22.7	24.0	-
05757078	College Heights Elementary	20.8	22.4	27.8	-
05757101	College Heights Secondary	-	-	-	24.3
05757100	D P Todd Secondary	-	-	-	21.2
05757012	Duchess Park Secondary	-	-	-	22.8
05757115	Ecole Lac des Bois	20.0	21.3	27.2	-
05757104	Edgewood Elementary	22.0	22.7	27.7	-
05757088	Foothills Elementary	20.0	23.0	26.0	-
05757033	Giscome Elementary	13.0	13.0	14.0	-
05757082	Glenview Elementary	22.0	23.5	28.6	-
05757087	Hart Highlands Elementary	20.8	22.5	27.5	-
05757024	Harwin Elementary	15.0	16.1	26.0	-
05757114	Heather Park Elementary	21.1	21.9	27.0	-
05757098	Heritage Elementary	19.3	21.8	26.8	-
05757038	Hixon Elementary	15.0	15.0	19.0	-
05757047	Kelly Road Secondary	-	-	-	24.4
05757079	Mackenzie Secondary	-	-	-	19.2
05757108	Malaspina Elementary	16.0	21.2	26.3	-
05757112	McBride Centennial Elementary	22.0	21.4	23.5	-
05757075	McBride Secondary	-	-	-	14.3
05757083	Morfee Elementary	19.9	21.8	27.5	-
05757045	Nukko Lake Elementary	14.0	21.4	22.4	-
05757116	Nusdeh Yoh	18.0	16.3	21.0	-
05757040	Peden Hill Elementary	21.2	22.0	25.8	-
05757022	Pineview Elementary	17.0	19.8	24.6	-
05757102	Pinewood Elementary	18.0	19.9	25.3	-
05757076	Polaris Montessori Elementary	18.1	22.9	24.9	-
05757036	Prince George Secondary	-	-	23.0	22.9
05757051	Quinson Elementary	17.0	17.2	27.3	-
05757017	Ron Brent Elementary	15.9	15.7	28.5	-
05757110	Southridge Elementary	17.5	21.7	27.3	-
05757059	Spruceland Traditional	20.8	23.4	26.5	-
05757096	Valemount Elementary	18.2	22.2	25.5	-
05757074	Valemount Secondary	-	-	-	13.0
05757063	Van Bien Elementary	16.5	16.8	22.5	-
05757048	Vanway Elementary	21.0	22.1	28.0	-
05757068	Westwood Elementary	19.5	22.0	24.8	-

Glossary

Term	Definition / Notes
English Language Learners (ELL)	• A program offered to students whose primary language(s) is/are other than English, and who may require additional services.
Grade	• The assigned grade of a student on October 31.
K	• Kindergarten
Number of Students	• Student population is calculated by headcount.
Student	• A person enrolled in a BC school. Student populations are calculated by headcount. Students include all adult and school-aged persons who are working toward a certificate of graduation.
Student Entitled to an Individual Education Plan	• A student for whom an Individual Education Plan (IEP) must be designed under the Individual Education Plan order, Ministerial Order 638/95.