

Overview of Class Size and Composition in British Columbia Public Schools 2015/16

School District 047 Powell River

These class size data are current as of October 31, 2015 and have been verified by school districts.



Ministry of
Education

December 2015
Analysis and Reporting Unit

PLEASE NOTE

The Ministry makes small and continuous improvements to the quality of its data. Sometimes these changes result in differences from previously published reports. The data in this report are the most accurate data available at time of publication.

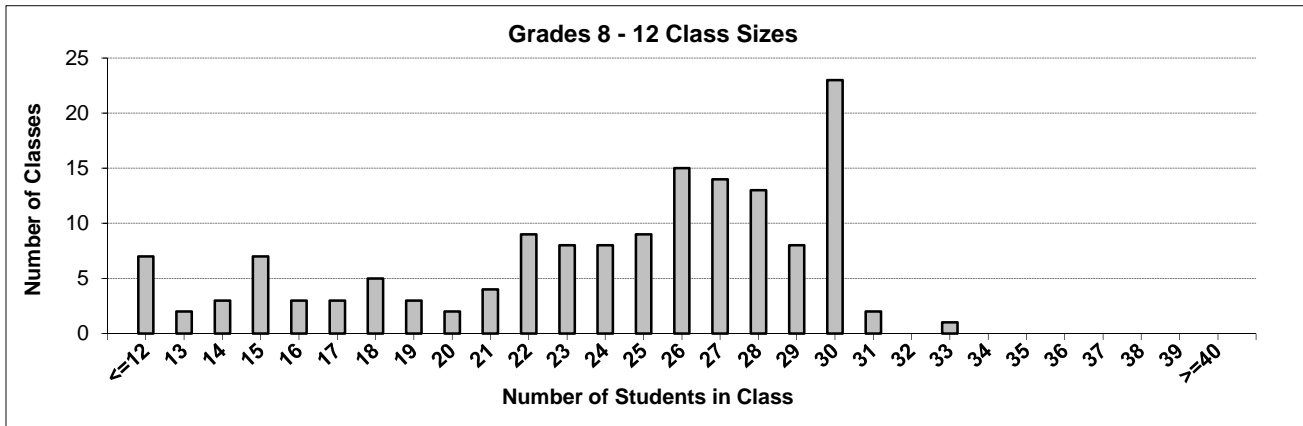
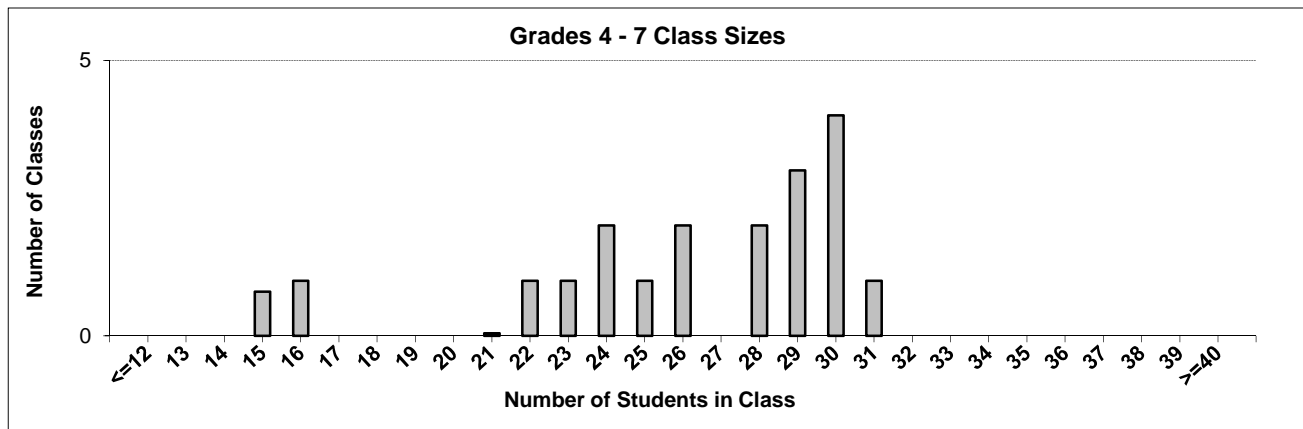
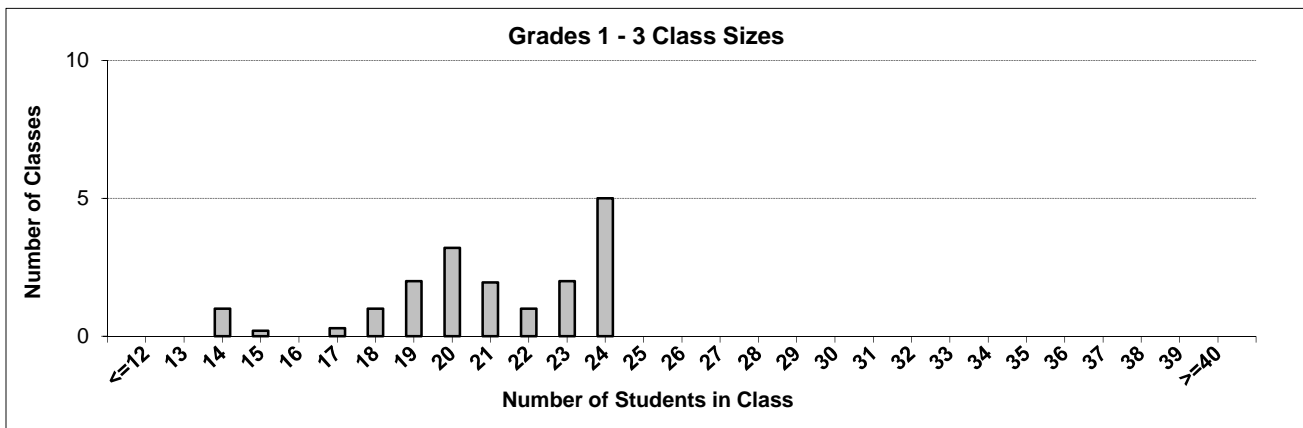
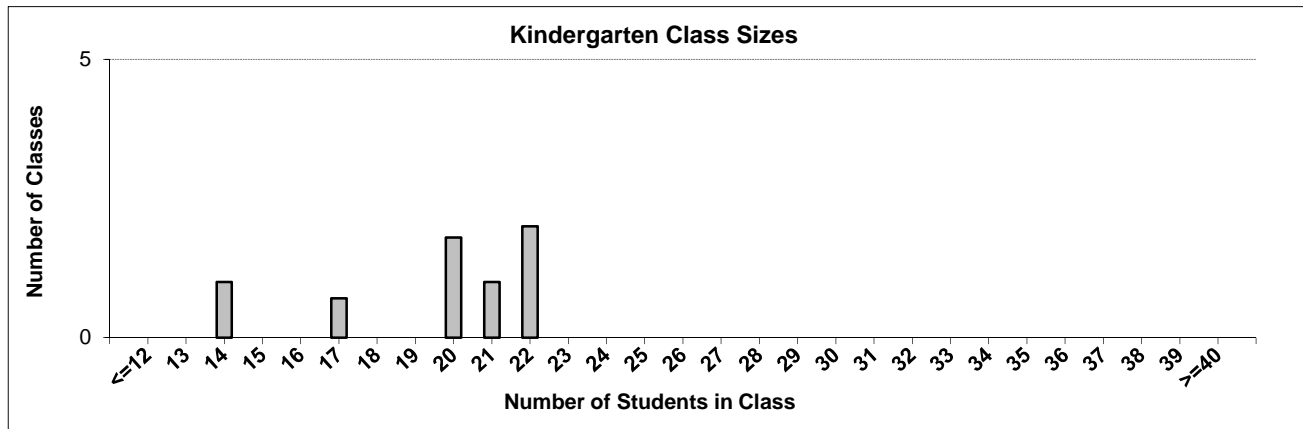
Ministry reports are available at <http://www.bced.gov.bc.ca/reporting/>

Contact the Analysis and Reporting Unit at educ.reportingunit@gov.bc.ca

District Class Sizes

047 Powell River

Source: Class size data collection (as of October 31) from BC public schools.



District - Average Class Size

047 Powell River

Source: Class size data collection (as of October 31) from BC public schools.

District - Average Class Size	Kindergarten	Grade 1 - 3	Grade 4 - 7	Grade 8 - 12
	19.5	21.0	26.2	23.9

Province - Average Class Size	Kindergarten	Grade 1 - 3	Grade 4 - 7	Grade 8 - 12
	19.7	21.8	26.0	23.4

Number of Reported Classes with Assigned Education Assistants	71
---	----

Number of Reported Schools in District	7
--	---

Number of Reported Classes in District	192
--	-----

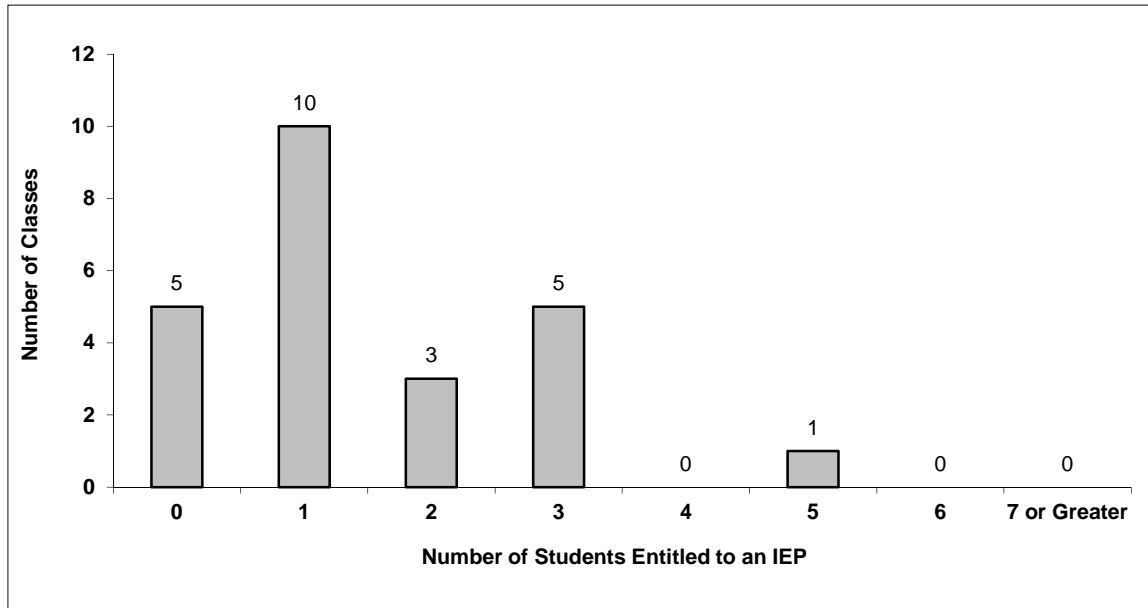
Number of Reported Classes in District with more than 30 Students	4
---	---

District - Students Entitled to an Individual Education Plan (IEP)

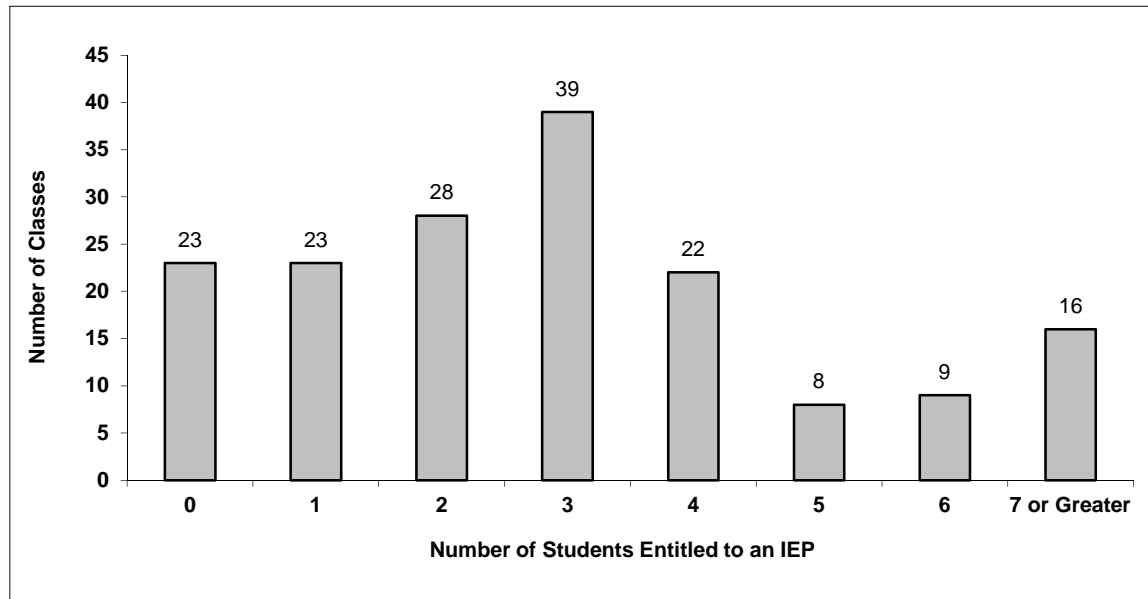
047 Powell River

Source: Class size data collection (as of October 31) from BC public schools.

Grades K-3 - Number of Classes in District with 'X' Number of Students Entitled to an IEP



Grades 4-12 - Number of Classes in District with 'X' Number of Students Entitled to an IEP

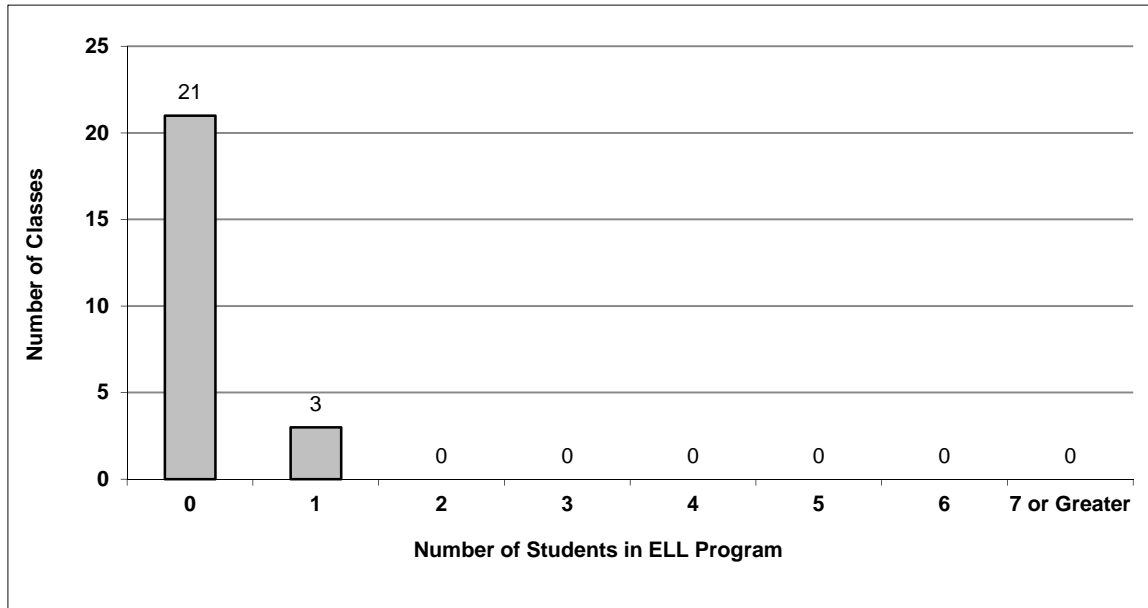


District - English Language Learners (ELL)

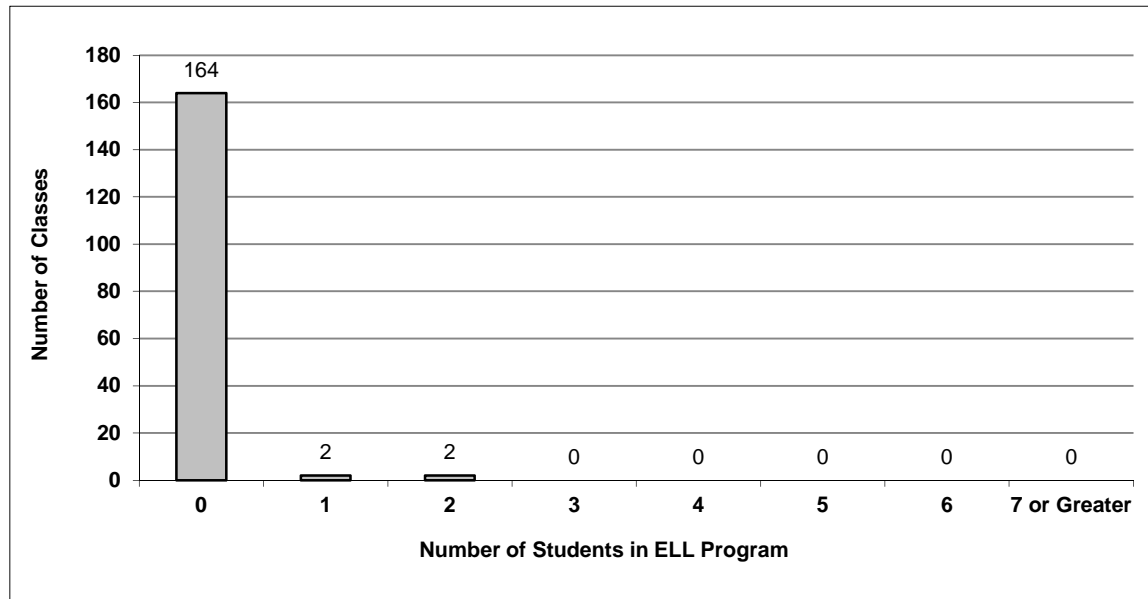
047 Powell River

Source: Class size data collection (as of October 31) from BC public schools.

Grades K-3 - Number of Classes in District with 'X' Number of ELL



Grades 4-12 - Number of Classes in District with 'X' Number of ELL



047 Powell River - Average Class Size by School

Source: Class size data collection (as of October 31) from BC public schools.

Ministry Code	School Name	Kindergarten	Grade 1 - 3	Grade 4 - 7	Grade 8 - 12
04747021	Brooks Secondary	-	-	-	23.9
04747010	Edgehill Elementary	22.0	23.0	25.8	-
04747013	Henderson Elementary	20.0	16.1	24.5	-
04747001	James Thomson Elementary	19.9	20.0	23.5	-
04747015	Kelly Creek Community School	14.0	19.5	27.5	-
04747014	Texada Elementary	20.0	18.9	15.0	-
04747022	Westview Elementary	20.5	23.4	29.8	-

Glossary

Term	Definition / Notes
English Language Learners (ELL)	<ul style="list-style-type: none">• A program offered to students whose primary language(s) is/are other than English, and who may require additional services.
Grade	<ul style="list-style-type: none">• The assigned grade of a student on October 31.
K	<ul style="list-style-type: none">• Kindergarten
Number of Students	<ul style="list-style-type: none">• Student population is calculated by headcount.
Student	<ul style="list-style-type: none">• A person enrolled in a BC school. Student populations are calculated by headcount. Students include all adult and school-aged persons who are working toward a certificate of graduation.
Student Entitled to an Individual Education Plan	<ul style="list-style-type: none">• A student for whom an Individual Education Plan (IEP) must be designed under the Individual Education Plan order, Ministerial Order 638/95.