

Overview of Class Size and Composition in British Columbia Public Schools 2011/12

Provincial Overview

These class size data are current as of September 30, 2011 and have been verified by school districts.

PLEASE NOTE

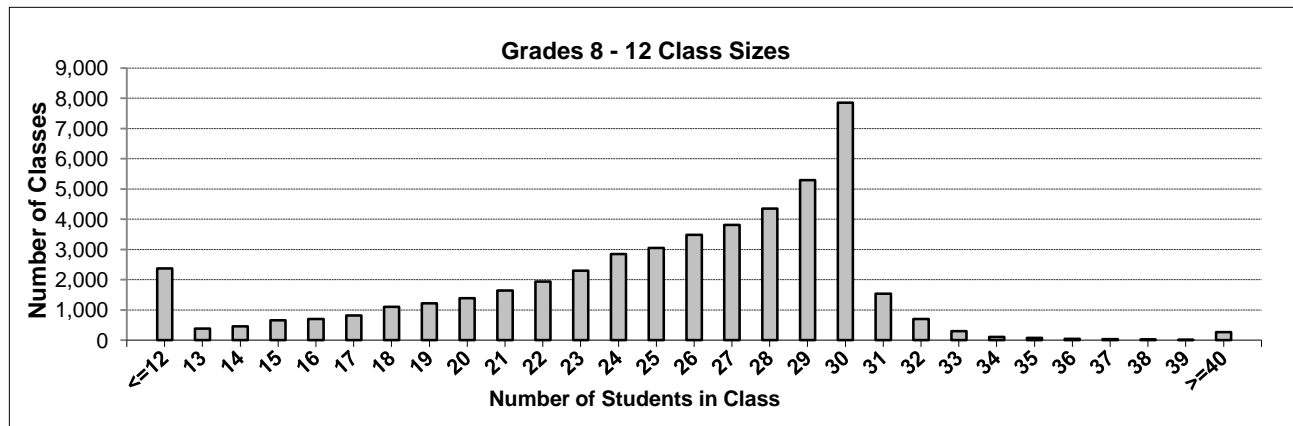
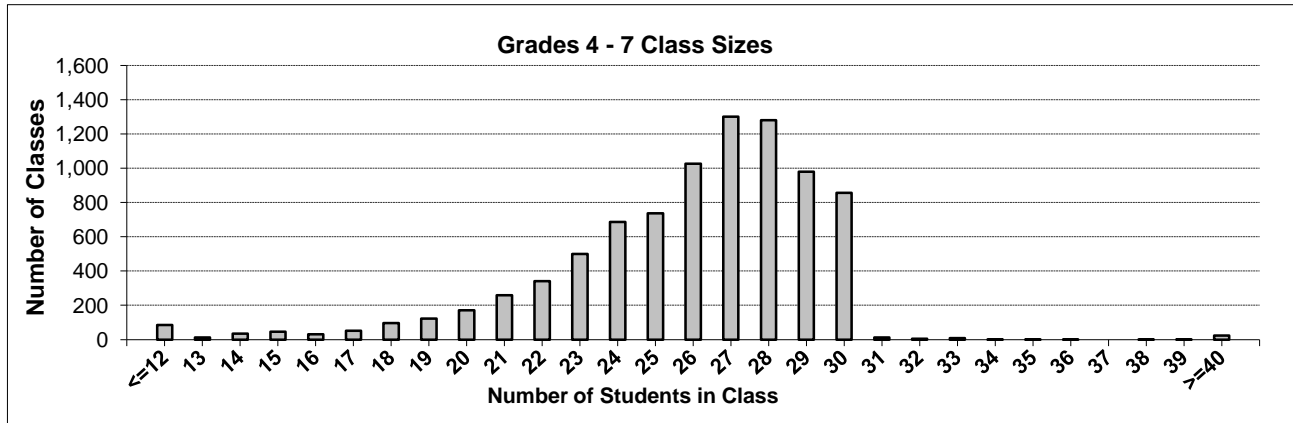
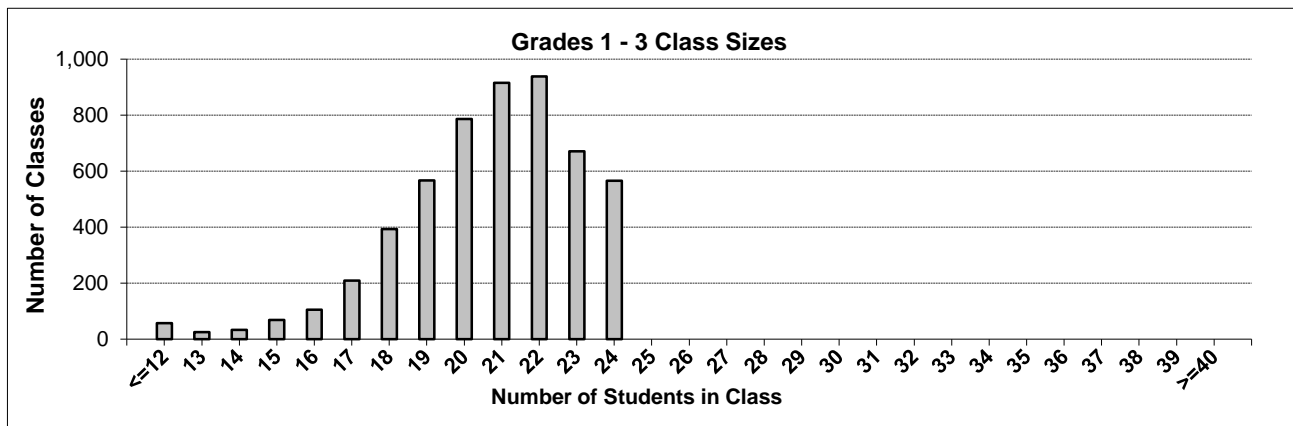
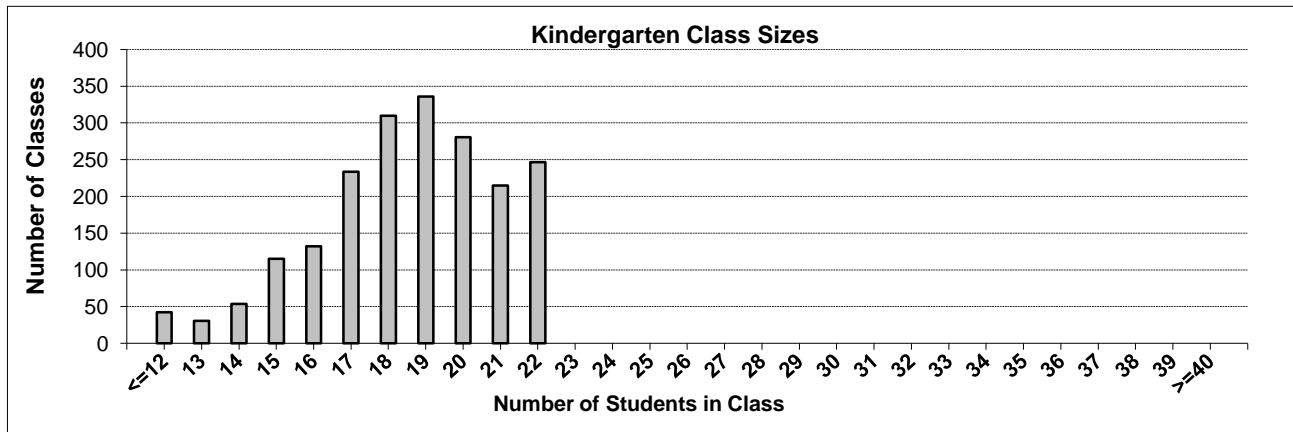
The Ministry makes small and continuous improvements to the quality of its data. Sometimes these changes result in differences from previously published reports. The data in this report are the most accurate data available at time of publication.

Ministry reports are available at <http://www.bced.gov.bc.ca/reporting/>

Contact the Information Department at educ.reportingunit@gov.bc.ca

Province - Average Class Size

Source: Class size data collection (as of September 30) from standard BC public schools.



Province - Average Class Size

Source: Class size data collection (as of September 30) from standard BC public schools.

Province - Average Class Size	Kindergarten	Grade 1 - 3	Grade 4 - 7	Grade 8 - 12
	18.5	20.6	25.9	25.0

Number of Reported Classes with Assigned Education Assistants	16,530
---	--------

Number of Reported Schools in Province	1,403
--	-------

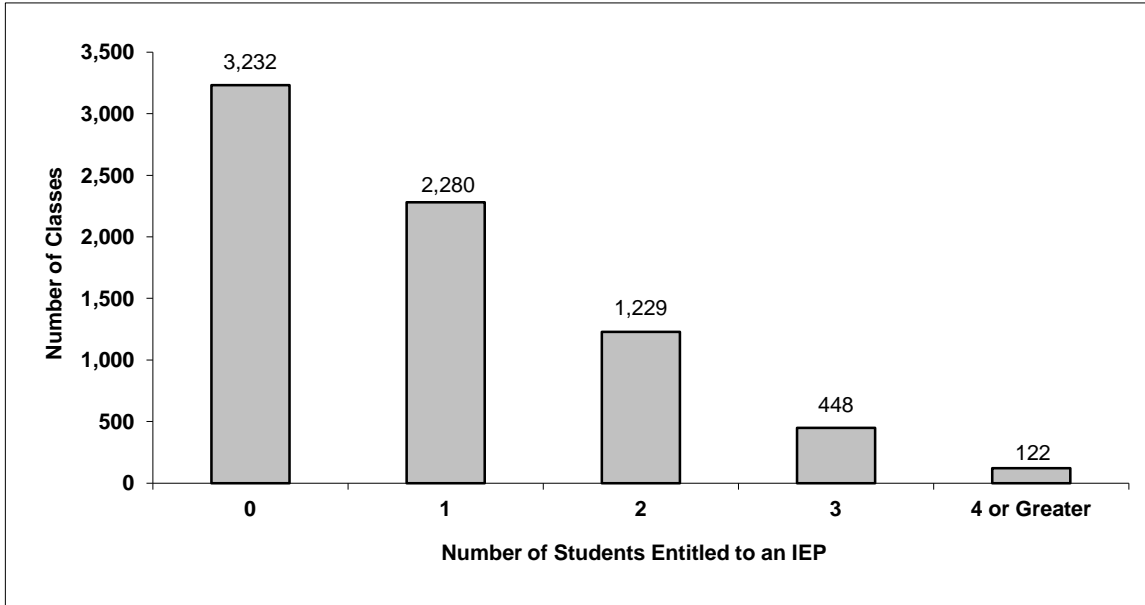
Number of Reported Classes in Province	64,827
--	--------

Number of Reported Classes in Province with more than 30 students	3,188
---	-------

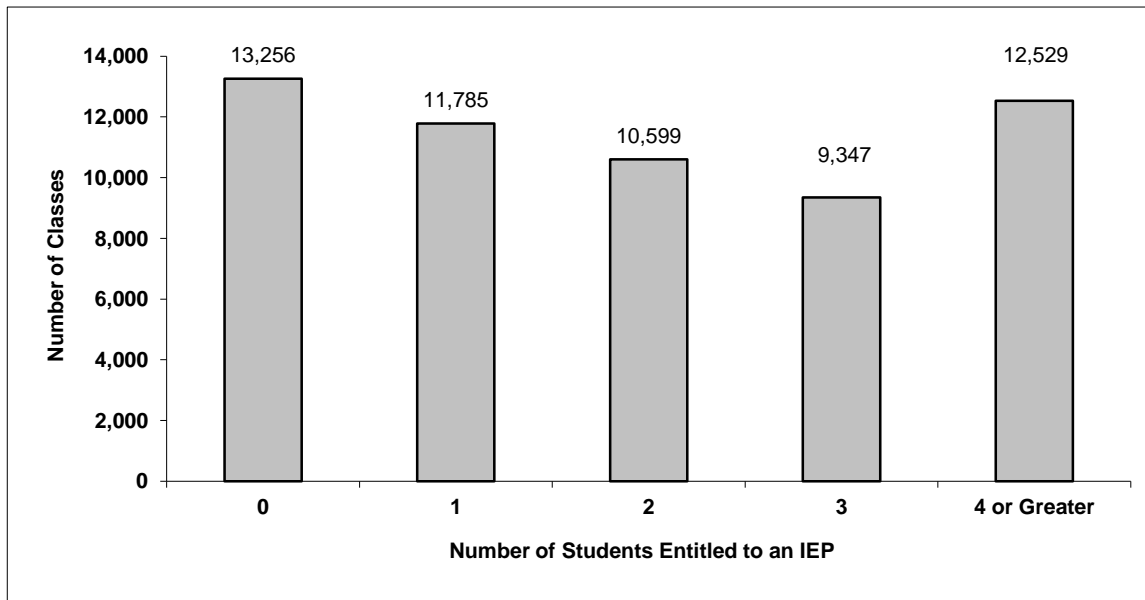
Province - Students Entitled to an Individual Education Plan (IEP)

Source: Class size data collection (as of September 30) from standard BC public schools.

Grades K-3 - Number of Classes in Province with 'X' Number of Students Entitled to an IEP



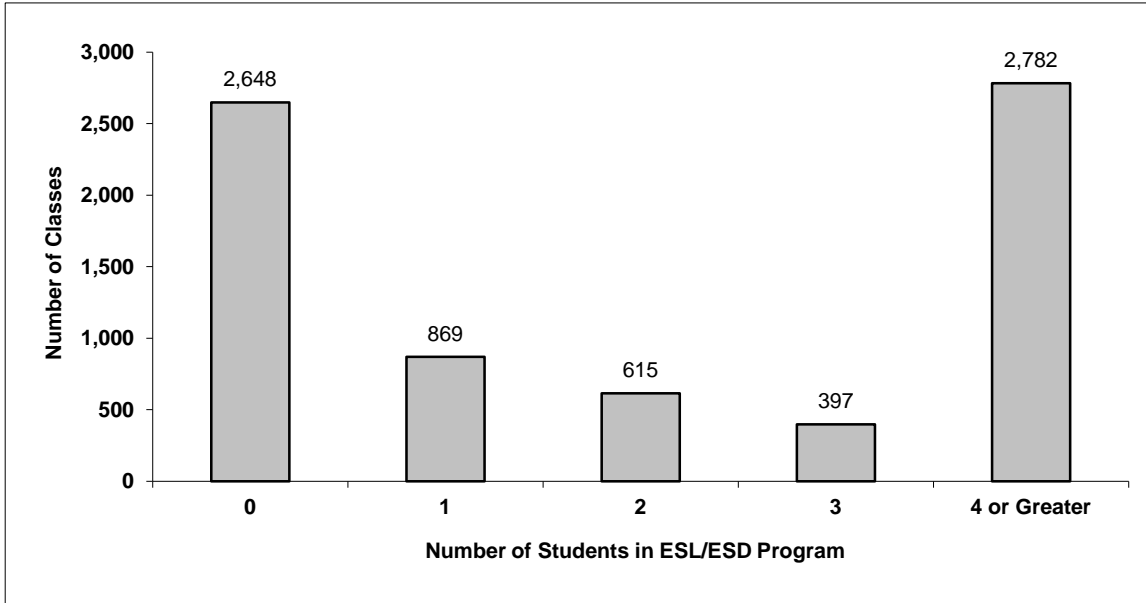
Grades 4-12 - Number of Classes in Province with 'X' Number of Students Entitled to an IEP



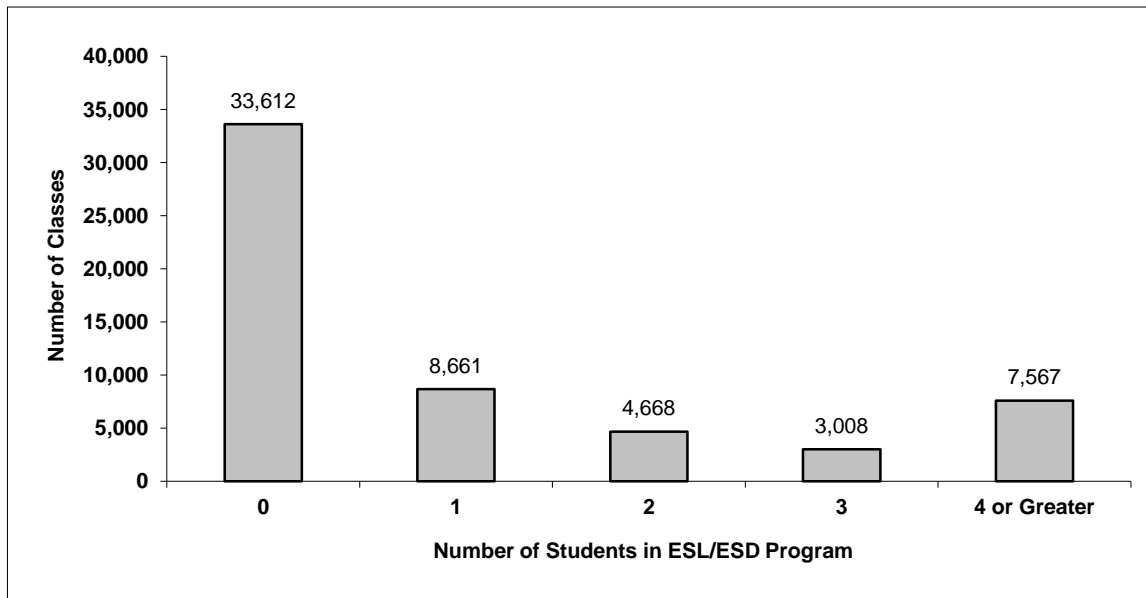
Province - Students in English as a Second Language/Dialect (ESL/ESD) Program

Source: Class size data collection (as of September 30) from standard BC public schools.

Grades K-3 - Number of Classes in Province with 'X' Number of Students in ESL/ESD Program



Grades 4-12 - Number of Classes in Province with 'X' Number of Students in ESL/ESD Program



Province: Average Class Size by School District

Source: Class size data collection (as of September 30) from standard BC public schools.

	District	Kindergarten	Grade 1 - 3	Grade 4 - 7	Grade 8 - 12
005	Southeast Kootenay	18.6	20.1	22.5	20.7
006	Rocky Mountain	17.8	20.8	24.7	22.5
008	Kootenay Lake	17.8	20.8	23.3	20.1
010	Arrow Lakes	18.6	15.1	18.3	12.9
019	Revelstoke	17.2	20.7	22.4	23.0
020	Kootenay-Columbia	18.3	20.5	26.4	24.5
022	Vernon	18.7	21.0	26.5	25.6
023	Central Okanagan	18.8	20.5	26.6	26.1
027	Cariboo-Chilcotin	18.1	20.2	24.3	22.0
028	Quesnel	18.9	20.0	23.5	25.7
033	Chilliwack	18.6	20.7	26.4	25.0
034	Abbotsford	18.8	20.9	26.7	25.7
035	Langley	18.8	20.9	27.6	25.8
036	Surrey	18.6	20.8	26.1	26.4
037	Delta	18.9	20.8	26.8	26.5
038	Richmond	17.9	20.7	27.3	26.1
039	Vancouver	18.4	20.7	26.8	25.2
040	New Westminster	18.8	20.5	25.4	25.3
041	Burnaby	18.5	20.7	26.4	25.8
042	Maple Ridge-Pitt Meadows	18.3	20.3	26.3	25.9
043	Coquitlam	19.0	20.8	28.0	26.4
044	North Vancouver	18.9	20.9	27.4	26.4
045	West Vancouver	18.6	20.8	26.5	25.3
046	Sunshine Coast	17.7	20.1	23.7	23.3
047	Powell River	17.9	20.2	26.1	22.5
048	Sea to Sky	19.0	21.0	26.1	23.8
049	Central Coast	14.9	15.1	14.2	13.1
050	Haida Gwaii	14.2	15.7	21.3	14.4
051	Boundary	17.8	18.1	23.4	19.6
052	Prince Rupert	18.0	20.5	22.4	24.4
053	Okanagan Similkameen	18.8	20.5	25.6	22.4
054	Bulkley Valley	18.9	19.9	23.3	21.9
057	Prince George	18.9	20.7	25.8	24.6
058	Nicola-Similkameen	18.6	20.8	24.6	20.7
059	Peace River South	18.4	19.2	23.3	23.5
060	Peace River North	18.8	20.2	24.7	22.2
061	Greater Victoria	18.1	20.8	25.7	27.3
062	Sooke	17.9	20.9	26.7	26.0
063	Saanich	18.8	20.7	26.6	26.3
064	Gulf Islands	18.4	20.3	22.6	20.0
067	Okanagan Skaha	18.1	20.8	24.9	24.9
068	Nanaimo-Ladysmith	18.4	20.3	26.4	27.2
069	Qualicum	18.5	20.8	25.9	25.7
070	Alberni	18.5	20.2	23.8	21.6
071	Comox Valley	18.8	20.9	25.9	25.2
072	Campbell River	18.6	20.6	25.4	26.2
073	Kamloops/Thompson	18.5	21.0	26.6	24.5
074	Gold Trail	16.9	19.6	22.4	15.4
075	Mission	18.3	20.6	26.4	24.8
078	Fraser-Cascade	18.2	20.2	23.1	22.1
079	Cowichan Valley	18.3	20.7	25.8	25.7
081	Fort Nelson	19.0	19.9	25.0	18.9
082	Coast Mountains	18.6	21.0	24.4	24.0
083	North Okanagan-Shuswap	18.8	20.2	24.5	24.0
084	Vancouver Island West	13.2	15.8	14.6	12.9
085	Vancouver Island North	17.2	18.7	22.5	22.9
087	Stikine	9.5	10.0	11.2	12.5
091	Nechako Lakes	18.1	20.2	23.5	18.3
092	Nisga'a	13.6	16.1	15.2	12.6
093	Conseil scolaire francophone	17.9	20.2	21.5	15.4
	Provincial Average	18.5	20.6	25.9	25.0

Glossary

Term	Definition / Notes
English as a Second Language/Dialect (ESL/ESD) Program	• A program offered to students whose primary language(s) is/are other than English, and who may require additional services.
Grade	• The assigned grade of a student on September 30.
KH	• Kindergarten half-time
KF	• Kindergarten full-time
Number of Students	• Student population is calculated by headcount.
Student	• A person enrolled in a BC school. Student populations are calculated by headcount. Students include all adult and school-aged persons who are working toward a certificate of graduation.
Student Entitled to an Individual Education Plan	• A student for whom an Individual Education Plan (IEP) must be designed under the Individual Education Plan order, Ministerial Order 638/95.