

Overview of Class Size and Composition in British Columbia Public Schools 2011/12

School District 060 Peace River North

These class size data are current as of September 30, 2011 and have been verified by school districts.

PLEASE NOTE

The Ministry makes small and continuous improvements to the quality of its data. Sometimes these changes result in differences from previously published reports. The data in this report are the most accurate data available at time of publication.

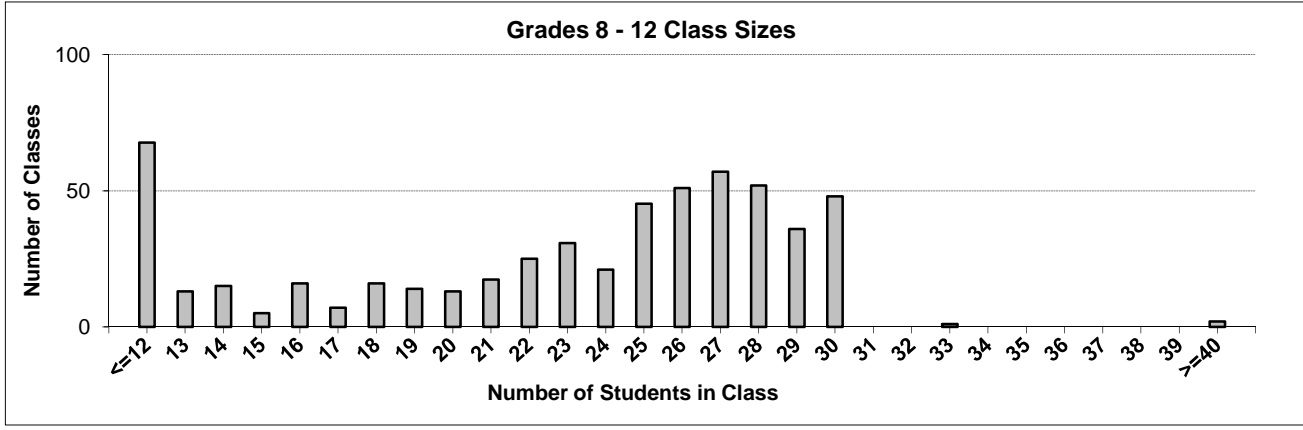
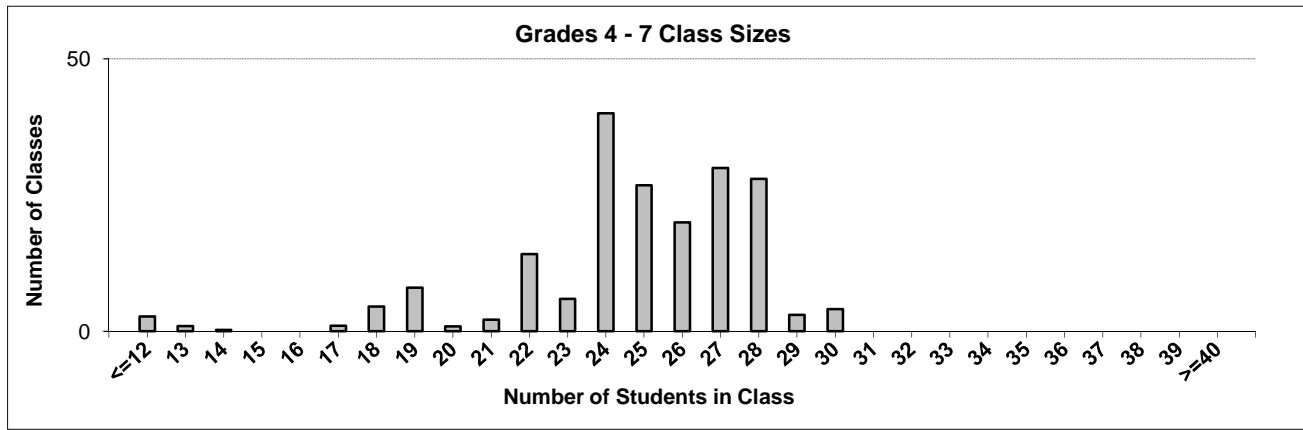
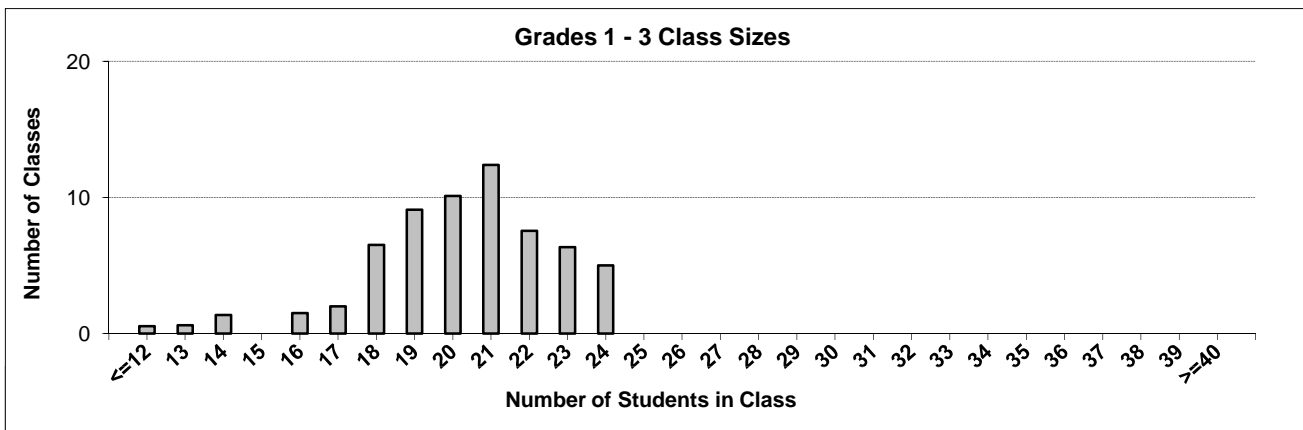
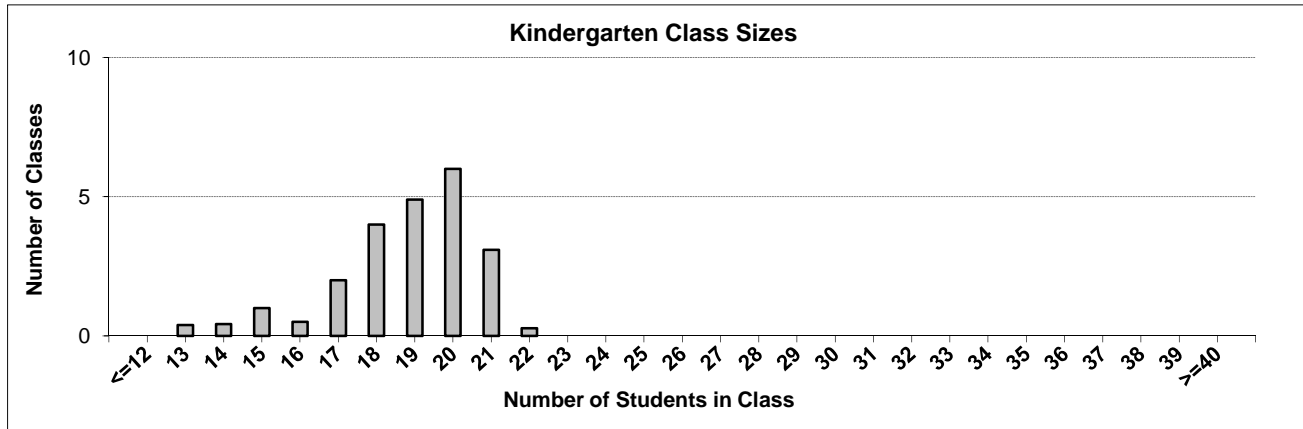
Ministry reports are available at <http://www.bced.gov.bc.ca/reporting/>

Contact the Information Department at educ.reportingunit@gov.bc.ca

District Class Sizes

060 Peace River North

Source: Class size data collection (as of September 30) from standard BC public schools.



District - Average Class Size

060 Peace River North

Source: Class size data collection (as of September 30) from standard BC public schools.

District - Average Class Size	Kindergarten	Grade 1 - 3	Grade 4 - 7	Grade 8 - 12
	18.8	20.2	24.7	22.2

Province - Average Class Size	Kindergarten	Grade 1 - 3	Grade 4 - 7	Grade 8 - 12
	18.5	20.6	25.9	25.0

Number of Reported Classes with Assigned Education Assistants	260
---	-----

Number of Reported Schools in District	19
--	----

Number of Reported Classes in District	831
--	-----

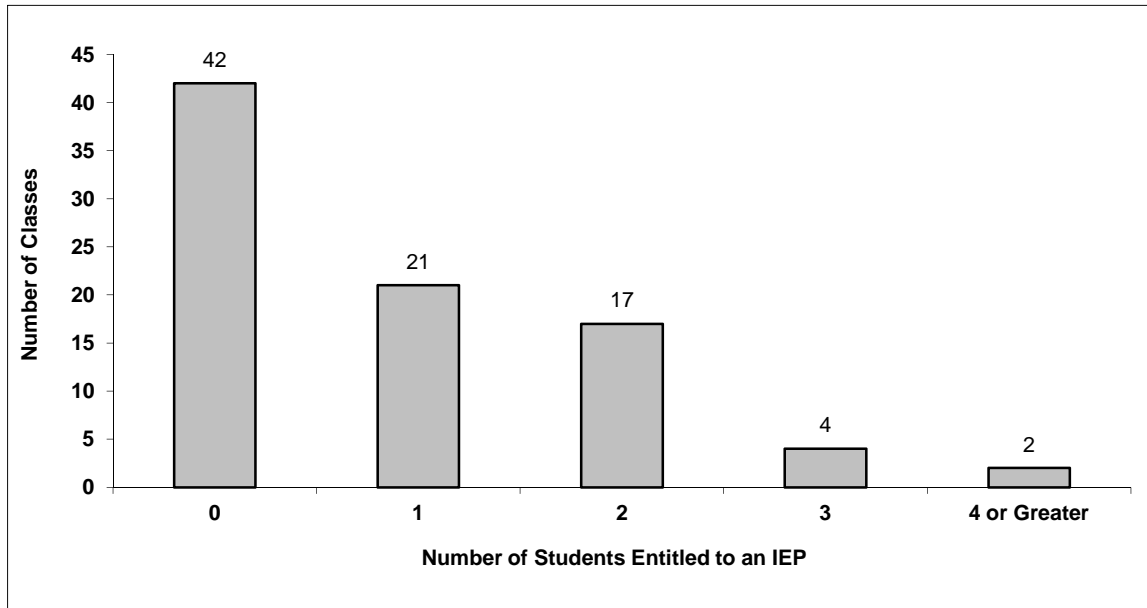
Number of Reported Classes in District with more than 30 Students	3
---	---

District - Students Entitled to an Individual Education Plan (IEP)

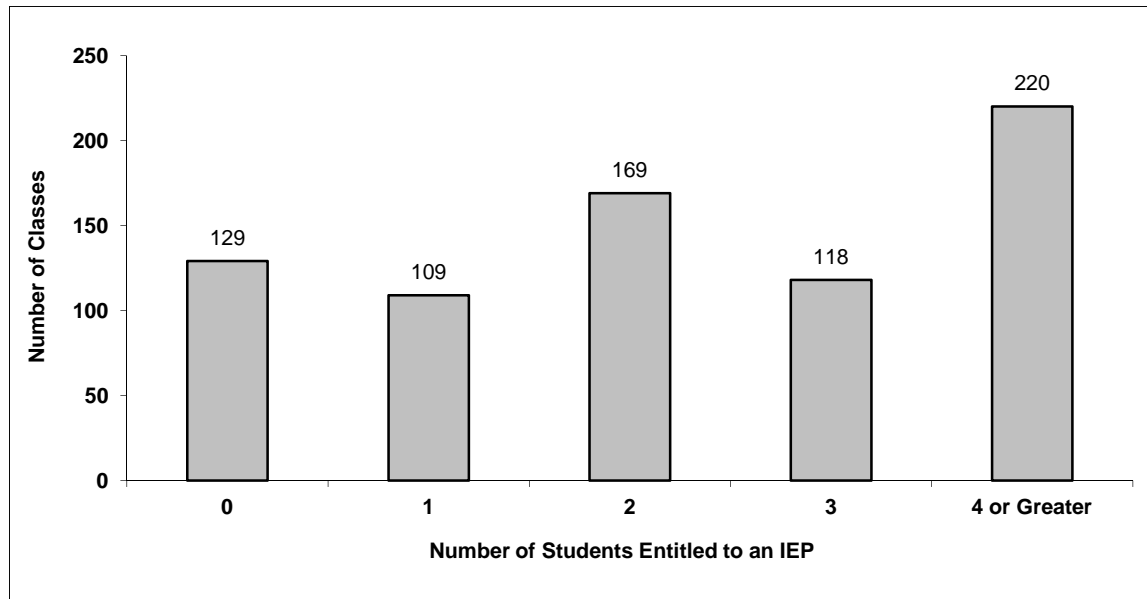
060 Peace River North

Source: Class size data collection (as of September 30) from standard BC public schools.

Grades K-3 - Number of Classes in District with 'X' Number of Students Entitled to an IEP



Grades 4-12 - Number of Classes in District with 'X' Number of Students Entitled to an IEP

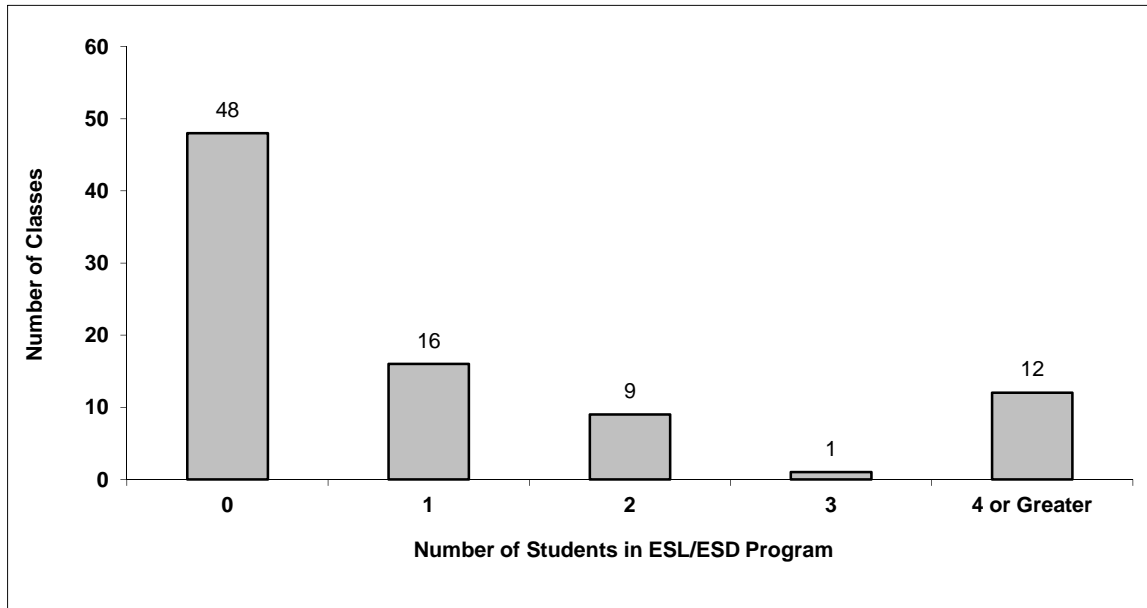


District - Students in English as a Second Language/Dialect (ESL/ESD) Program

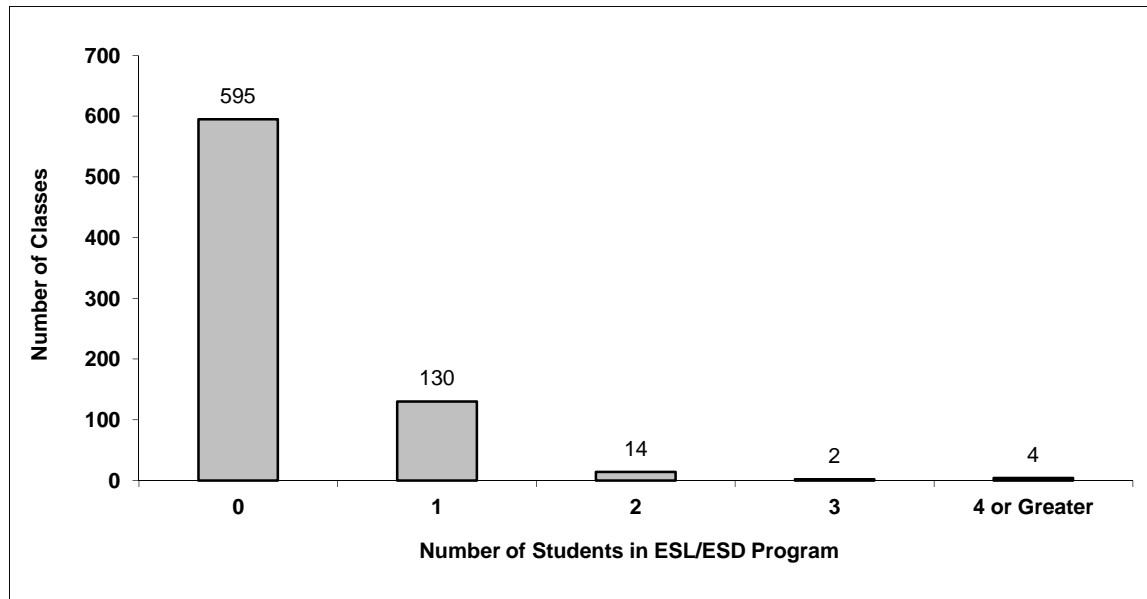
060 Peace River North

Source: Class size data collection (as of September 30) from standard BC public schools.

Grades K-3 - Number of Classes in District with 'X' Number of Students in ESL/ESD Program



Grades 4-12 - Number of Classes in District with 'X' Number of Students in ESL/ESD Program



060 Peace River North - Average Class Size by School

Source: Class size data collection (as of September 30) from standard BC public schools.

Ministry Code	School Name	Kindergarten	Grade 1 - 3	Grade 4 - 7	Grade 8 - 12
06060025	Alwin Holland Elementary	20.2	22.1	26.4	-
06060056	Baldonnel Elementary	19.0	18.4	25.4	-
06060032	Bert Ambrose	20.0	23.0	27.4	-
06060062	Bert Bowes Middle School	-	-	25.5	22.8
06060040	Buick Creek Elementary	16.0	16.0	22.0	-
06060047	C M Finch Elementary	18.5	19.4	27.8	-
06060006	Charlie Lake Elementary	17.5	18.8	28.1	-
06060045	Clearview Elem-Jr Secondary	15.0	21.5	22.0	15.7
06060063	Dr Kearney Middle School	-	-	24.3	24.9
06060058	Duncan Cran Elementary	18.5	20.8	25.2	-
06060007	Ecole Central Elem School of the Arts	20.3	22.2	24.4	-
06060060	Hudson's Hope School	21.0	20.3	19.0	14.7
06060015	North Peace Secondary	-	-	-	22.9
06060039	Prespatou Elem-Secondary	17.0	21.0	26.1	21.0
06060026	Robert Ogilvie Elementary	19.5	20.5	26.2	-
06060021	Taylor Elementary	19.9	19.0	24.0	-
06060061	Upper Halfway Elem-Jr Secondary	13.0	12.1	11.7	-
06060051	Upper Pine Elem-Jr Secondary	18.4	18.8	22.9	15.6
06060030	Wonowon Elementary	14.0	14.0	13.2	1.1

Glossary

Term	Definition / Notes
English as a Second Language/Dialect (ESL/ESD) Program	<ul style="list-style-type: none"> • A program offered to students whose primary language(s) is/are other than English, and who may require additional services.
Grade	<ul style="list-style-type: none"> • The assigned grade of a student on September 30.
KH	<ul style="list-style-type: none"> • Kindergarten half-time
KF	<ul style="list-style-type: none"> • Kindergarten full-time
Number of Students	<ul style="list-style-type: none"> • Student population is calculated by headcount.
Student	<ul style="list-style-type: none"> • A person enrolled in a BC school. Student populations are calculated by headcount. Students include all adult and school-aged persons who are working toward a certificate of graduation.
Student Entitled to an Individual Education Plan	<ul style="list-style-type: none"> • A student for whom an Individual Education Plan (IEP) must be designed under the Individual Education Plan order, Ministerial Order 638/95.

District - Rationales for Classes with More Than 30 Students

060 - Peace River North

Source: Class size data collection (as of September 30) from standard BC public schools.

Under the *School Act* whenever a class in grades 4 to 12 exceeds 30 students, the principal and the superintendent must confirm that in their opinion, the learning conditions in that classroom are appropriate for the students. In addition, the principal must state the reasons or rationale for that class exceeding 30 students. If parents have questions regarding the information in this report, they should contact the school principal.

Ministry Code	School Name	Division/Class	No. of Students	Rationale
06060015	North Peace Secondary	BA VISUAL AND PERFORMING ARTS 11B (01), BA VISUAL AND PERFORMING ARTS 12B (01),	59	Number of students is above 30 to be able to do musical theater performance.
06060060	Hudson's Hope School	DAILY PHYSICAL ACTIVITY 10 (1), DAILY PHYSICAL ACTIVITY 11 (1), DAILY	71	This is not one class. These are separate grades.
06060062	Bert Bowes Middle School	FRENCH 9 (01)	33	Teacher agreed to composition with TOC time provided for each reporting period. There is only one section of this course.